Digital dental imaging

X-MIND® optima 3D

The Smartest, The Smallest, The Ultimate



acteon

x-mind optima 3D

The Smartest, The Smallest, The Ultimate.

In today's rapidly evolving field of dentistry, the integration of CBCT and Artificial Intelligence is transforming patient care, enabling dental professionals to make more accurate diagnoses and perform safer procedures.

Embracing this cutting-edge integration is not only elevating the standard of care but also optimizing efficiency and patient communication in modern dental practices.

X-MIND® optima 3D represents the perfect combination of advanced hardware technology, enclosed in a lightweight and compact design and next-generation software, RealGuide™ 5.4, bringing the benefits of Artificial Intelligence into every step of patient care, from a precise diagnosis to more effective treatments and patient communication.





Exceptional lightweight.

Perfectly in line with ACTEON's philosophy of developing innovative user-centric solutions tailored to individual needs, X-MIND® optima 3D, with its **compact design** and the **innovative "zero-footprint" concept**, ensures easy integration into almost any dental practice, **minimizing space constraints while maximizing accessibility.**

69kg

MAXIMUM PATIENT COMFORT

Quick and easy acquisition workflow

AUTOMATIC POSITIONERS RECOGNITION

Maximum accuracy

ZERO FOOTPRINT

Maximum accessibility



Exceptional clarity.

At the heart of the X-MIND® optima 3D is **state-of-the-art detector technology**, which guarantees exceptional image clarity and outstanding anatomical coverage. **Its comprehensive range of Fields of View (FOV)**, from 5x5 to 17x12 cm (Ø x H), makes it suitable for a **wide range of dental procedures**, from general dentistry to orthodontics and maxillofacial surgery, while increasing tolerance for patient positioning and reducing the risk of marginal artifacts.

EXTRAORDINARY CLARITY

Get the most out of quality with the brand-new **ClearIQ** filter

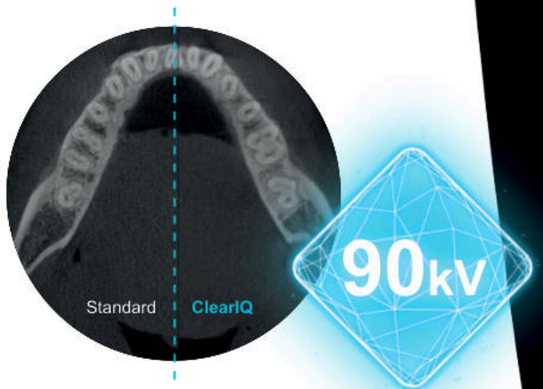

OUSTANDING VERSATILITY

From 5x5 to 17x12, a tailored solution for every clinical need



TOP-LEVEL PERFORMANCE

Enhanced image depth with the new kV output range 60-90

5x5 cm FOV

- Improves the **detection of root canals**, particularly in case of abnormal root canal **shapes**



8.5x5 cm FOV

- Useful for **implant surgery** and in **general dentistry** as a low dose exam as **limited to a single jaw**

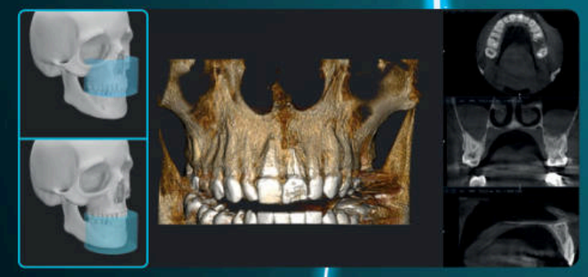

8.5x9 cm FOV

- Useful for **complex implant surgery** as well as left or right TMJ diagnosis



12x10 cm FOV

- Suitable for most **oral surgery cases** including multiple implant surgery



17x12 cm FOV New

- Represents the perfect solution for **complex orthognathic cases, zygomatic implant planning and orthodontic surgery**



acteon imaging suite

The core of your dental clinic.

With X-MIND® optima 3D, **ACTEON Imaging Suite**'s software ecosystem reaches a significant new milestone thanks to the introduction of a **brand-new version**, improved in many aspects, foremost in usability and ease of use.

AIS 5.4 sets a new standard in dental practice management with its seamless integration capabilities. Thanks to an **optimized client-server architecture**, it ensures **smooth connectivity and efficient data management** across devices, delivering an unparalleled user experience with a more intuitive and user-friendly interface than ever before.

FMS



Reporting Tool



PMS



DICOM

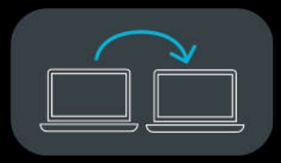

DB Sync



Client/Server

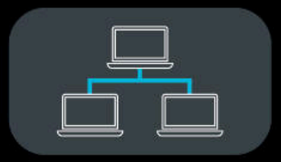

...and much more

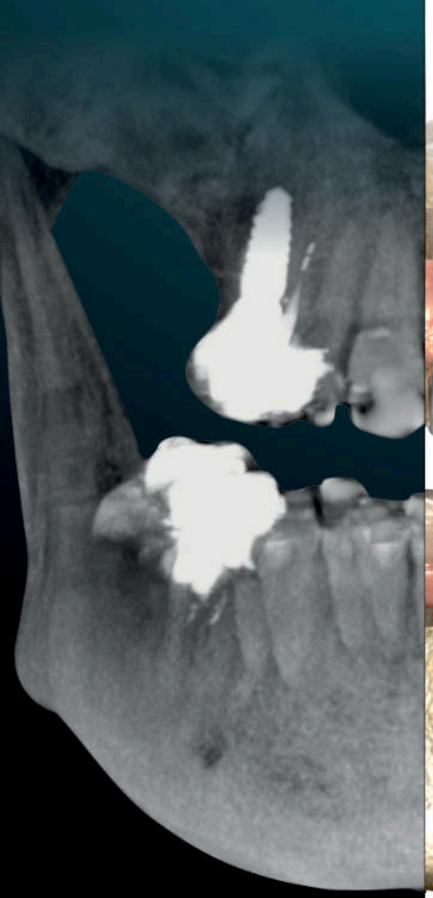

AIS 5.4 and RealGuide™ 5.4 enhance patient communication, fostering trust with clear visualizations and streamlined workflows. These tools improve understanding and confidence, increasing treatment acceptance.

RealGUIDE™
UNIVERSAL OPEN SYSTEM

AI that *RealGUIDE™* you.

Designed to drastically reduce complexity, the new AI-powered tools of RealGuide™ 5.4 enable clinicians to **streamline their implant and restorative workflows**, providing a better communication with patients, build trust, and improve treatment acceptance rates.

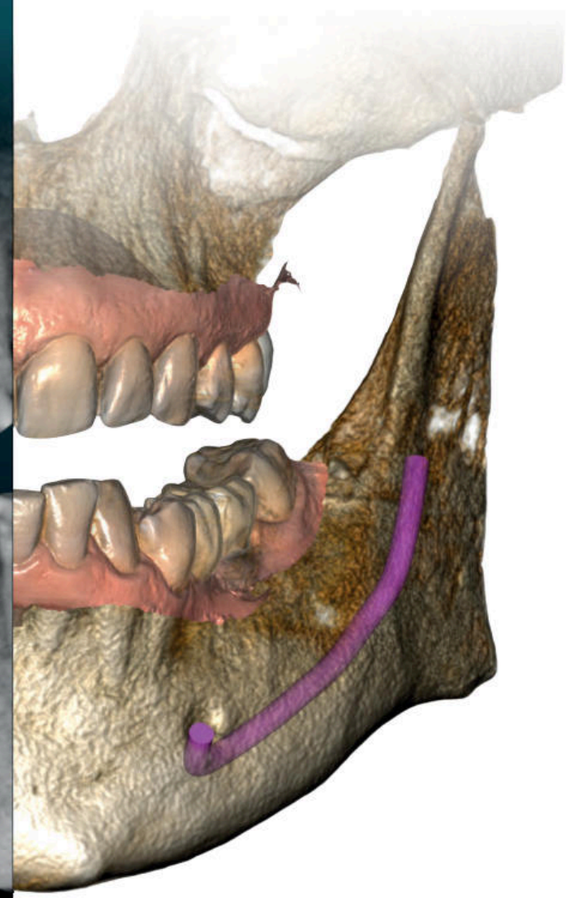

The new AI-powered features integrated into **RealGuide™ 5.4** provide unparalleled support for specialists at every stage of the implant and restorative workflow. **By simplifying complex tasks and automating key processes**, the software streamlines the entire workflow, allowing faster and more accurate treatment planning.

CPR Drawing



Nerve Tracking



Teeth Segmentation



Bone Segmentation



Implant Positioning



Smile Design



...and much more

RealGUIDE™ is a medical device manufactured by 3DIEMME® srl. The availability of the product may vary depending on the status of the local registration.

Everyday. For any case.

For either general or specialist dentistry, with X-MIND® optima 3D you will always rely on high quality images and powerful imaging tools, to succeed in diagnosis and treatment planning.

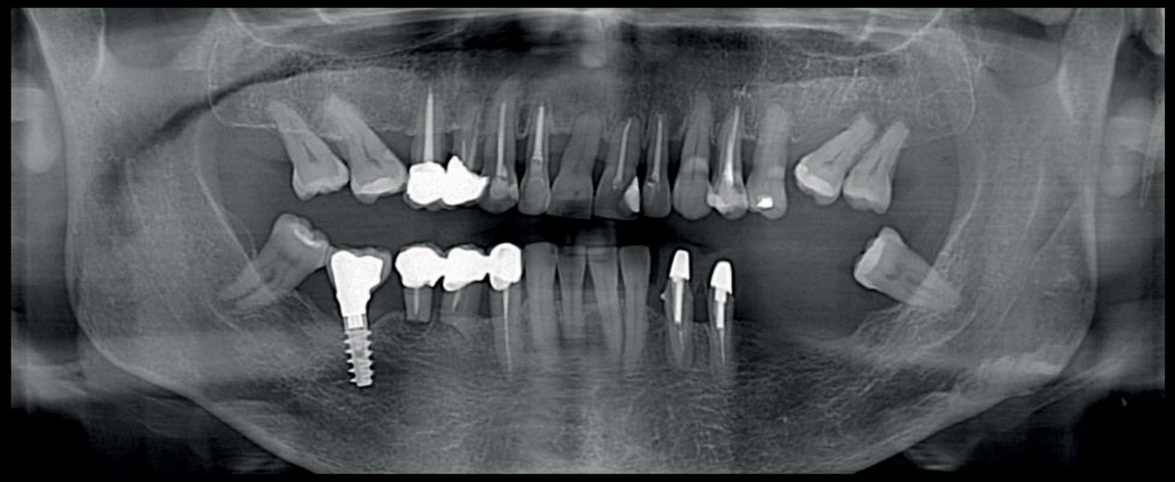

Full mouth panoramic evaluation

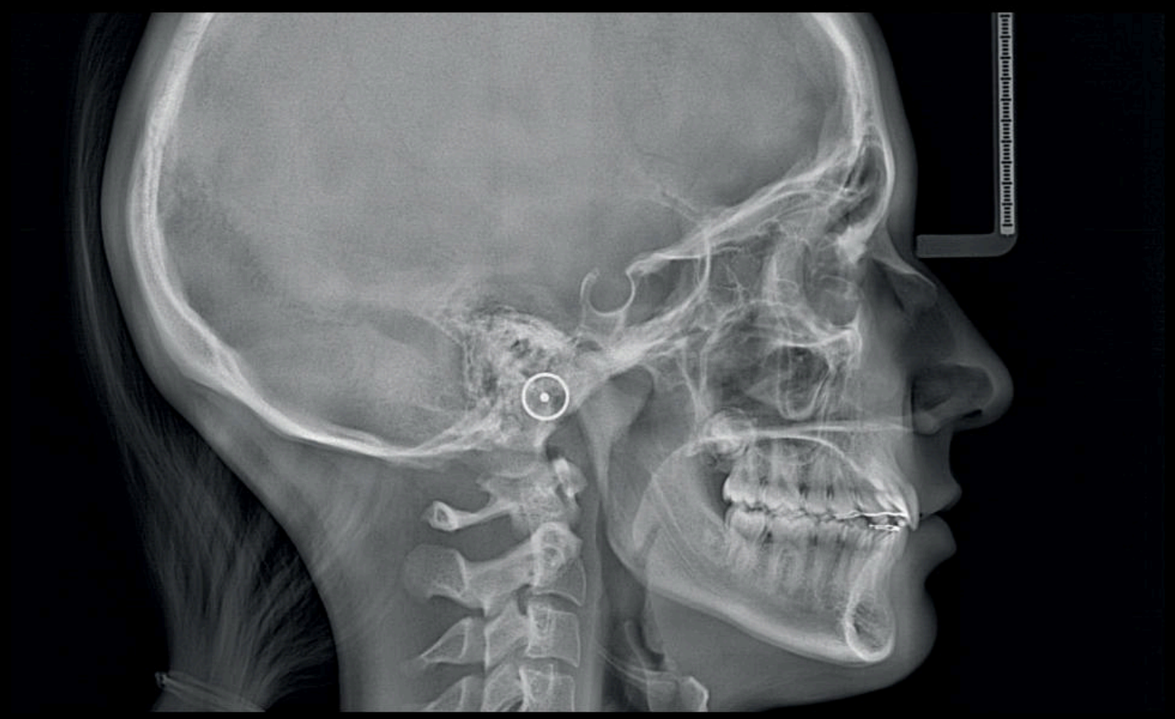

Latero-lateral teleradiography

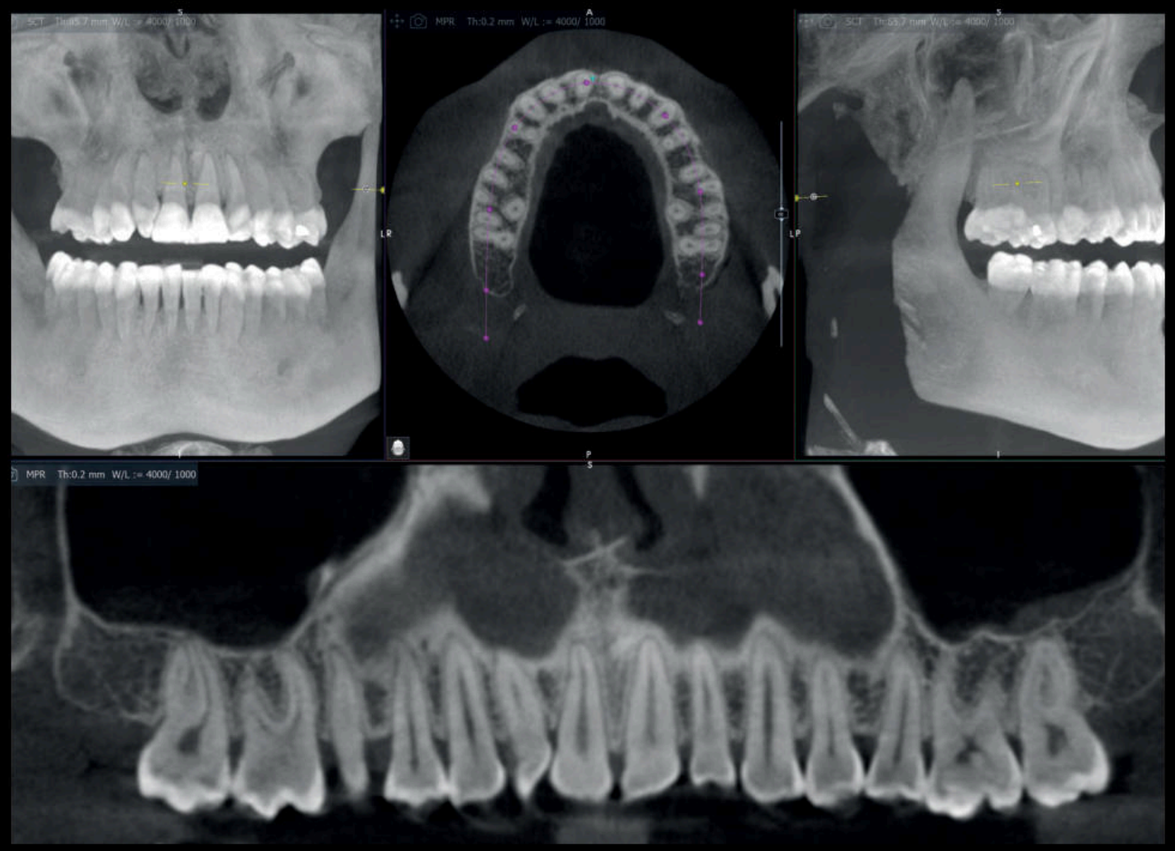

AI-reconstructed maxillary CPR

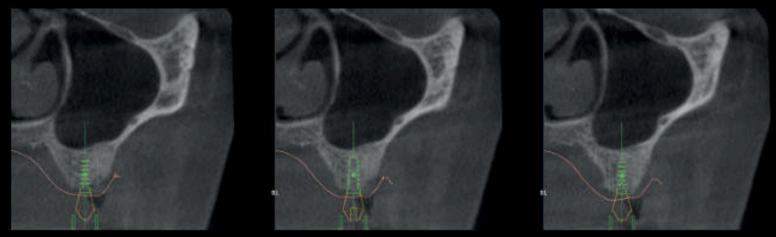

Implant positioing in a crest with limited high

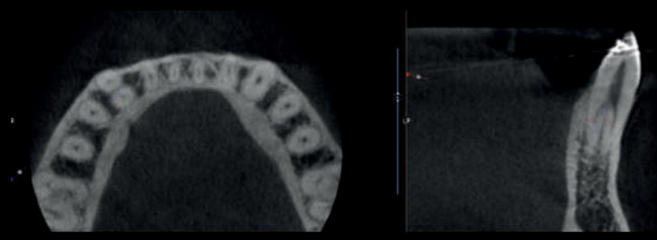

Detail of a canine with double radiculation

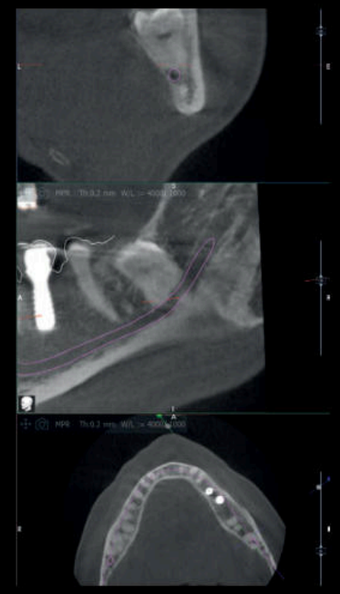

Wisdom tooth close to mandibular nerve

Anytime at your side.

At ACTEON, we are dedicated to offering more than just **top-quality products**; we are committed to providing an exceptional customer experience at every stage. Our extensive **range of exclusive services** ensures that **you are supported as both a professional and a customer.**



Education and training:

Whether you're just starting or aiming to expand your expertise, **ACTEON's education platforms** offer a flexible and accessible **solution for all your learning needs.**

Warranty extension:

We guarantee that your experience with ACTEON will always be at the highest level, **giving you confidence in your investment** and ensuring that your equipment continues to perform at its best.

Customer care:

Our **teams of experts** are always by your side, empowering you to **achieve the best outcomes** while enhancing your confidence and satisfaction.

Expand your skills.

Choose X-MIND® optima 3D and **gain membership to the exclusive ACTEON Club**, unlocking a world of premium content such as **video tutorials, webinars, tip and tricks** and much more.

acteon club

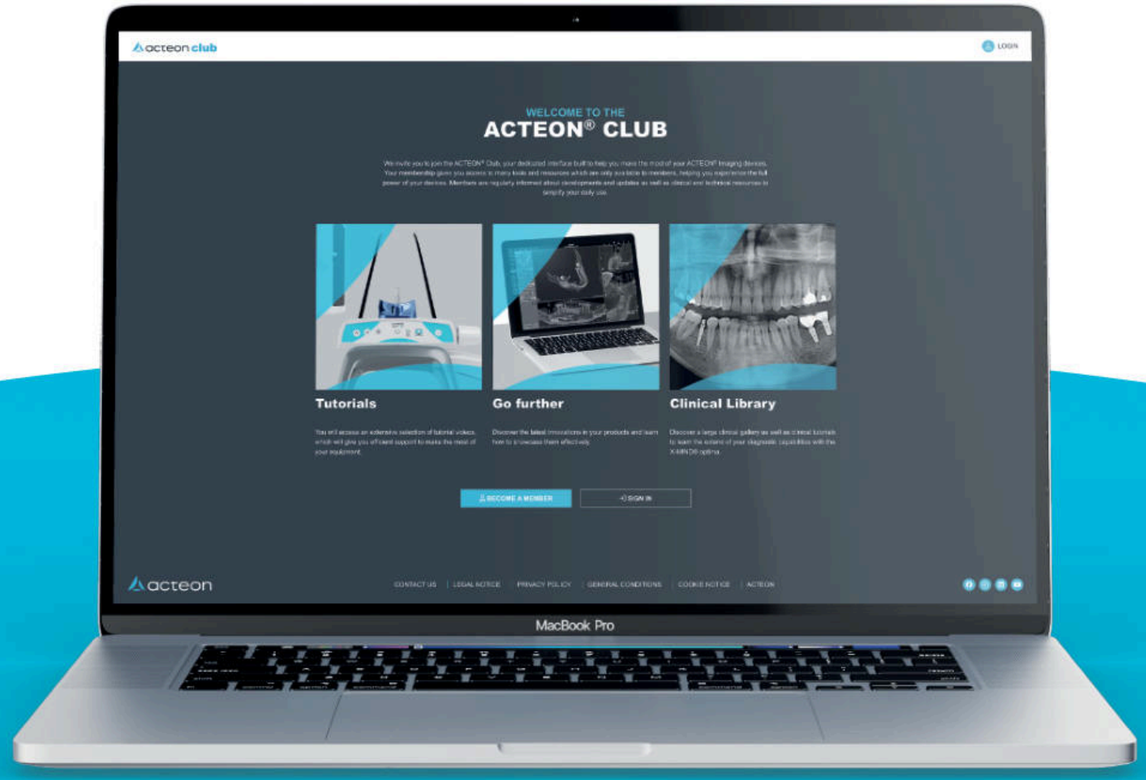

acteon-club.com

Meet the X-MIND® optima 3D Family.



X-MIND® optima 2D/3D wall 100-240V

2D/3D PAN device 5x5 to 12x10 wall installation
Order code: W1203005



X-MIND® optima 2D/3D ceph 100-240V

2D/3D PAN CEPH device 5x5 to 12x10 floor installation
Order code: W1203010



New

X-MIND® optima 2D/3D floor 100-240V

2D/3D PAN device 5x5 to 12x10 floor installation
Order code: W1203005.FL



ACTEON CLUB
Welcome leaflet + Webkey

Workstation and monitor

acteon imaging suite v 5.4

AIS 5.4

RealGUIDE™ UNIVERSAL OPEN SYSTEM v 5.4 PRO

RealGuide™ 5.4 PRO

X-MIND® optima 3D options offer

Option	Order code
RealGuide™ 5.4 DESIGN (1 year license)	W1000026
17x12 FOV	W1203107
DICOM option	W0900153
AIS 5 standalone	W0900046

DE GÖTZEN

A company of ACTEON® Group

Strada Provinciale
Busto-Cassano n.3,
21054 - Fagnano Olona (VA)
Italy

Tel: +39 0 331 376760

info@acteongroup.com

Follow-us

Non contractual document - Ref. ZXMOEN1301 - 10/2024 - Copyright 2024 ACTEON. All right reserved. No information or any part of this document may be reproduced or transmitted in any form without the prior permission of ACTEON.

X-MIND® optima 3D is manufactured by de Götzen (a company of the ACTEON group) and distributed by ACTEON. They are Class I medical devices with type B applied parts according to the IEC 60601-1 classification.
To obtain X-MIND® optima 3D registration information in your country, please refer to your local sales manager.