FROM CONFIDENCE TO TRUST

APTMedical

Address: Room 601, Building B, Tongfang Information Port, No.11
Langshan Road, Nanshan District, Shenzhen, P.R. of China
Email: international@aptmed.com TEL: +86 755-83591013
PN: ENG-Product Catalog-420X285X18P-20251111

CE 1639

www.aptmed.com

@APT Medical

APTMedical



PRODUCT CATALOG

Interventional Cardiology

Sheath • Guidewire • Catheter • Balloon Catheter • Accessory



ABOUT APT MEDICAL

Founded in 2002, APT Medical is a leading global provider of EP and Vascular Interventional medical devices, dedicated to advancing the interventional medical field utilizing technologies and innovations.

With an extensive product portfolio encompassing Electrophysiology, Cardiology, Peripheral Intervention, and Neurointervention, APT Medical has forged robust business relationships in over 90 countries and regions.

Through close collaboration with clinicians, hospitals, and industries, we consistently strive to develop innovative products and solutions, empowering clinicians to address clinical challenges with confidence. With innovation at the forefront of our mission, APT Medical remains steadfast in its commitment to being a leader in the interventional field while protecting the health of humanity.

CONTENTS

Sheath

- Braidin™ Introducer Kit 2
- Braidin™ L Guiding Sheath 3

Guidewire

- Blackeel™ Hydrophilic Guidewire 5
- Anyreach PTCA Guidewire 6

Catheter

- Angiopointer™ Hydrophilic Angiographic Catheter 8
- March™ Guiding Catheter 9
- Expressman™ Guiding Extension Catheter 10
- Elong™ Microcatheter 11
- Sniffer™ Aspiration Catheter 13

Balloon Catheter

- CONQUEROR™ PTCA SC Balloon Catheter 14
- CONQUEROR™ PTCA NC Balloon Catheter 15

Accessories

- Enlarger™ Inflation Device 16
- SealingPro™ Y Connector 16

Special 6.5F Set 17

Braidin™

Hemostasis Introducer



THIN YET STRONG

Braidin™ Hemostasis Introducer with braided metal mesh structure is designed to provide the thinner wall and smaller outer diameter, while maintaining the excellent kink resistance, helping you win the first step in transradial procedures.

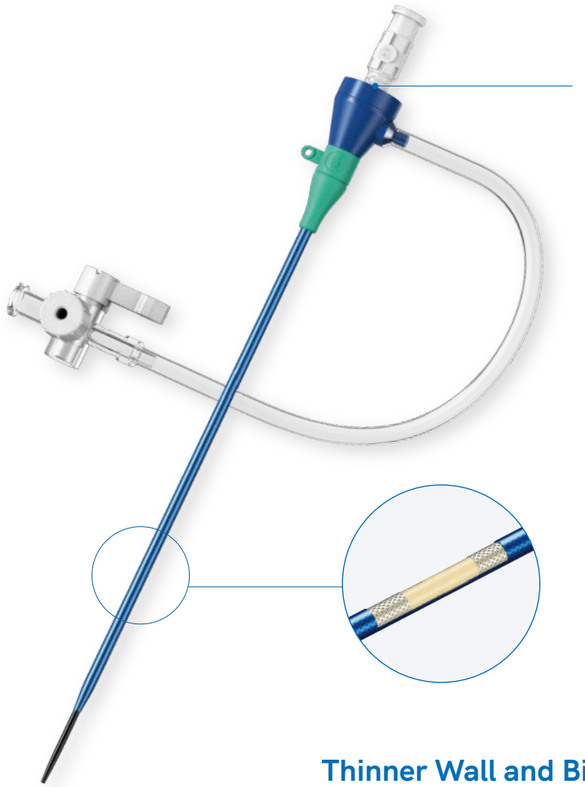

Improved Hemostatic Valve

- To minimize backbleeding and air aspiration

Smooth and Easy Insertion

- Smooth tapered transition reduces puncture resistance and the incidence of complications
- Allow easy entry into vessels
- Distal hydrophilic coating to enhance the smoothness

Metal Mesh Braided Structure offers Optimal Kink Resistance

- Braided shaft to provide excellent kink resistance and very small outer diameter

Thinner Wall and Bigger Inner Lumen Design

- The thin wall design reduces the outer diameter of the sheath and minimizes patients' discomfort and pain
- Braidin™ special 6.5F offers similar outer diameter to conventional 6F introducer sheath, yet with a 0.5F larger inner diameter

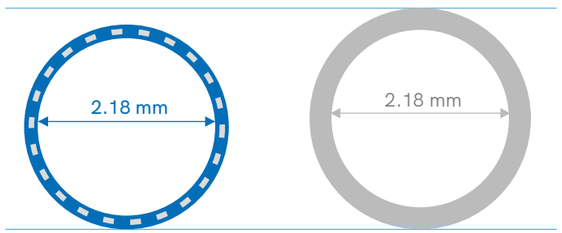

Braidin™ 6F | Conventional 6F

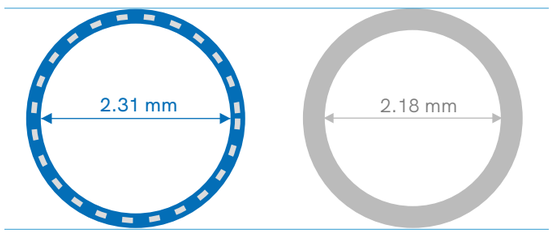

Braidin™ 6.5F | Conventional 6F

Making CTO Approachable via Radial and Distal Radial Artery

- Facilitates hemostasis and allows for free movement of hand
- Significantly reduces complication rates compared to Transfemoral approach

ORDERING INFORMATION

Radial sheath

French size	Introducer needle	Guidewire			Sheath introducer without scalpel			Sheath introducer with scalpel			
	Metal needle	Tip	Diameter	Length	11cm	15cm	Scalpel	7cm	11cm	15cm	Scalpel
4F	21G 40mm	Straight	0.018″	45cm	97040111	97040153	-	970400711	970401111	97040152	11p
5F	21G 40mm	Straight	0.018″	45cm	97050112	97050156	-	970500711	970501111	97050154	11p
6F	21G 40mm	Straight	0.018″	45cm	97060112	97060156	-	970600711	970601111	97060154	11p
6.5F	21G 40mm	Straight	0.018″	45cm	97060113	97060157	-	979600711	979601111	97060155	11p
7F	21G 40mm	Straight	0.018″	45cm	97070111	97070153	-	970700711	970701111	97070152	11p

French size	Introducer needle	Scalpel	Sheath introducer					Marker Tip Sheath introducer		
	IV Cannula		7cm	11cm	15cm	Guidewire		25cm	Guidewire	
4F	22G 45mm	11P	98040070	98040110	98040150	Straight	0.025″ 45cm	98040250	Straight 0.025″	80cm
5F	22G 45mm	11P	98050070	98050110	98050150	Straight	0.025″ 45cm	98050250	Straight 0.025″	80cm
6F	22G 45mm	11P	98060070	98060110	98060150	Straight	0.025″ 45cm	98060250	Straight 0.025″	80cm
6.5F	22G 45mm	11P	98060071	98060111	98060151	Straight	0.025″ 45cm	98060251	Straight 0.025″	80cm
7F	22G 45mm	11P	98070070	98070110	98070150	Straight	0.025″ 45cm	98070250	Straight 0.025″	80cm

French size	Introducer needle	Scalpel	Sheath introducer					Marker Tip Sheath introducer		
	IV Cannula		7cm	11cm	15cm	Hydrophilic guidewire		25cm	Hydrophilic guidewire	
4F	22G 45mm	11P	860400701	860401101	860401501	Straight	0.025″ 45cm	860402502	Straight 0.025″	80cm
5F	22G 45mm	11P	860500701	860501101	860501501	Straight	0.025″ 45cm	860502502	Straight 0.025″	80cm
6F	22G 45mm	11P	860600701	860601101	860601501	Straight	0.025″ 45cm	860602502	Straight 0.025″	80cm
7F	22G 45mm	11P	860700701	860701101	860701501	Straight	0.025″ 45cm	860702502	Straight 0.025″	80cm

Femoral sheath

French size	Introducer needle	Scalpel	Sheath introducer				Marker Tip Sheath introducer		
	Metal needle		11cm	15cm	Guidewire		25cm	Guidewire	
4F	18G 70mm	11P	98040111	98040151	3mm J	0.035″ 45cm	98040251	3mm J 0.035″	80cm
5F	18G 70mm	11P	98050112	98050152	3mm J	0.038″ 45cm	98050252	3mm J 0.038″	80cm
6F	18G 70mm	11P	98060112	98060152	3mm J	0.038″ 45cm	98060252	3mm J 0.038″	80cm
7F	18G 70mm	11P	98070111	98070151	3mm J	0.038″ 45cm	98070251	3mm J 0.038″	80cm
8F	18G 70mm	11P	98080110	98080150	3mm J	0.038″ 45cm	98080250	3mm J 0.038″	80cm
9F	18G 70mm	11P	98090110	98090150	3mm J	0.038″ 45cm	98090250	3mm J 0.038″	80cm
10F	18G 70mm	11P	98100110	98100150	3mm J	0.038″ 45cm	98100250	3mm J 0.038″	80cm
11F	18G 70mm	11P	98110110	98110150	3mm J	0.038″ 45cm	98110250	3mm J 0.038″	80cm
12F	18G 70mm	11P	98120110	98120150	3mm J	0.038″ 45cm	98120250	3mm J 0.038″	80cm
14F	18G 70mm	11P	98140110	98140150	3mm J	0.038″ 45cm	98140250	3mm J 0.038″	80cm
16F	18G 70mm	11P	98160110	98160150	3mm J	0.038″ 45cm	98160250	3mm J 0.038″	80cm
18F	18G 70mm	11P	98180110	98180150	3mm J	0.038″ 45cm	98180250	3mm J 0.038″	80cm

CE 1639

Braidin™ L

Guiding Sheath



Braidin™ L Guiding Sheath inherits the premium quality of APT Medical hemostasis introducer, features braided structure and marked tip to provide superior kink resistance, support and visibility, it iswidely used in peripheral intervention, electrophysiology and structural heart procedures.



Braided structure



- Facilitates excellent support, torqueability and superior kink resistance
- Provides thin wall and small outer diameter to minimize blood vessel stress and access site complications

Smooth transition between sheath and dilator

- For smooth advancement and easier insertion



Atraumatic tip

- Rounded dilator tip to avoid vessel damage

* Dual holes for specific curves

Braided structure

- Facilitates excellent support, torqueability and superior kink resistance
- Provides thin wall and small outer diameter to minimize blood vessel stress and access site complications



Supporting strength comparison

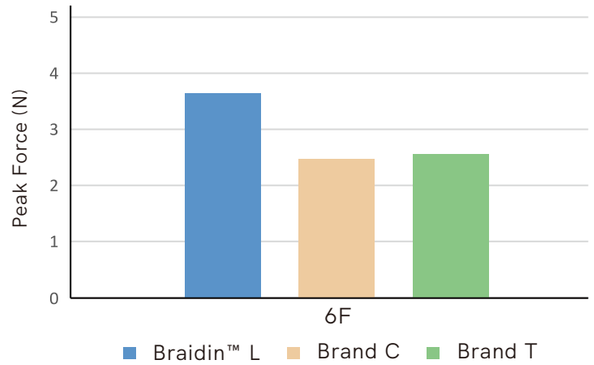

Source: internal three-point bench test data

Multiple curves available for different clinical requirements



Right atrium

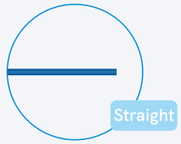

Multipurpose



ASD or PFO



Visceral artery



Left atrium



Multipurpose



VSD or PDA



Visceral artery



Coronary sinus



Percutaneous balloon mitral valvuloplasty



Visceral artery

CE 1639

Braidin™ L

Guiding Sheath

ORDERING INFORMATION

Curve	Length	4F	5F	5.5F	6F	6.5F	7F	8F	9F	Guidewire	Guidewire type
Straight	45cm	950404511	950504511	-	950604511	-	950704511	950804511	-	-	-
	50cm	890405001	890505001	890505008	890605001	890605008	890705001	-	-	2mmJ, 0.025" ×150cm	Hydrophilic
	50cm	-	890505000	890505007	890605000	890605007	890705000	890805000	890905000	3mmJ, 0.038" ×150cm	Hydrophilic
	50cm	890405000	-	-	-	-	-	-	-	3mm J, 0.035" ×150cm	Hydrophilic
	70cm	950407015	950507015	959507015	950607015	959607015	950707015	950807015	950907015	-	-
	70cm	-	950507021	959507021	950607021	959607021	950707021	950807021	950907021	3mm J, 0.038" ×150cm	-
	90cm	950409020	950509020	-	950609020	-	950709020	950809020	950909020	-	-
	90cm	-	950509022	959509022	950609022	959609022	950709022	950809022	950909022	3mm J, 0.038" ×180cm	Metal
	90cm	-	890509000	890509002	890609000	890609002	890709000	890809000	890909000	3mm J, 0.038" ×180cm	Hydrophilic

Curve	Length	10F	12F	14F	16F	18F	Guidewire	Guidewire type
Straight	50cm	891005000	891205000	891405000	891605000	891805000	3mmJ, 0.038" ×150cm	Hydrophilic
	70cm	951007015	951207015	951407015	951607015	951807015	-	-
	70cm	951007021	951207021	951407021	951607021	951807021	3mm J, 0.038" ×150cm	-
	90cm	951009020	951209020	951409020	951609020	951809020	-	-
	90cm	951009022	951209022	951409022	951609022	951809022	3mm J, 0.038" ×180cm	Metal
	90cm	891009000	891209000	891409000	891609000	891809000	3mmJ, 0.038" ×180cm	Hydrophilic

Curve	Length	5F	6F	6.5F	7F	8F	8.5F	10F	12F	Guidewire	Guidewire type
HS	45cm	950504512	950604512	-	950704512	950804512	-	-	-	-	-
Lima	45cm	950504514	950604514	-	950704514	950804514	-	-	-	-	-
MPA	45cm	950504510	950604510	-	950704510	950804510	-	-	-	-	-
RDC	45cm	950504513	950604513	-	950709413	950804513	-	-	-	-	-
T2	45cm	-	890604500	-	890704500	890804500	-	-	-	2mmJ, 0.025" ×150cm	Hydrophilic
MPA	50cm	-	95060507	95060509	95070507	-	-	-	-	3mm J, 0.032" ×150cm	Metal
MPA	50cm	-	890605003	890605010	890705003	-	-	-	-	3mmJ, 0.035" ×150cm	Hydrophilic
JR4	50cm	-	890605002	890605009	890705002	-	-	-	-	3mmJ, 0.035" ×150cm	Hydrophilic
JR4	50cm	-	95060506	95060508	95070506	-	-	-	-	3mm J, 0.032" ×150cm	Metal
R1	50cm	95050502	95060505	95060504	95070508	-	-	-	-	3mm J, 0.032" ×150cm	Metal
R2	50cm	95050503	95060503	95060502	95070509	-	-	-	-	3mm J, 0.032" ×150cm	Metal
R3	50cm	95050504	95060501	95060500	95070505	-	-	-	-	3mm J, 0.032" ×150cm	Metal
R1	50cm	890505004	890605004	890605011	890705004	-	-	-	-	3mmJ, 0.035" ×150cm	Hydrophilic
R2	50cm	890505005	890605005	890605012	890705005	-	-	-	-	3mmJ, 0.035" ×150cm	Hydrophilic
R3	50cm	890505006	890605006	890605013	890705006	-	-	-	-	3mmJ, 0.035" ×150cm	Hydrophilic
T2	60cm	-	890606000	-	890706000	890806000	-	891006000	891206000	3mmJ, 0.032" ×150cm	Hydrophilic
LA	62cm	-	-	-	-	95080628	95080629	-	-	3mm J, 0.032" ×180cm	Metal
LA	62cm	-	-	-	-	95080621	95080626	-	-	-	-
LA	62cm	-	-	-	-	890806201	890806204	-	-	3mmJ, 0.038" ×150cm	Hydrophilic
RA	62cm	-	-	-	-	95080624	95080622	-	-	3mm J, 0.032" ×180cm	Metal
RA	62cm	-	-	-	-	95080620	95080625	-	-	-	-
RA	62cm	-	-	-	-	890806200	890806203	-	-	3mmJ, 0.038" ×150cm	Hydrophilic
LA	80cm	-	-	-	-	890808000	890808002	-	-	3mmJ, 0.038" ×180cm	Hydrophilic
MPA	90cm	950509016	950609016	-	950709016	950809016	-	-	-	-	-
HS	90cm	950509017	950609017	-	950709017	950809017	-	-	-	-	-
RDC	90cm	950509018	950609018	-	950709018	950809018	-	-	-	-	-
Lima	90cm	950509019	950609019	-	950709019	950809019	-	-	-	-	-

Curve	Length	4F	5F	6F	7F	8F	9F	10F	12F	14F	16F	18F
45°	85cm	95040851	95050851	95060851	95070851	95080851	95090851	95100851	95120851	95140851	95160851	95180851
270°		95040850	95050850	95060850	95070850	95080850	95090850	95100850	95120850	95140850	-	-

• Without Guidewire

CE 1639

Blackeel™

Nitinol Hydrophilic Guidewire



EXPERIENCING LUBRICIOUS TRACKING

Blackeel™ Nitinol Hydrophilic Guidewire with soft and atraumatic tip and Tungsten blended polymer to provide superior elasticity, kink resistance, torque control and high visibility. Durable hydrophilic coating of the wire ensures lubricity to pass through the tortuous vessels.

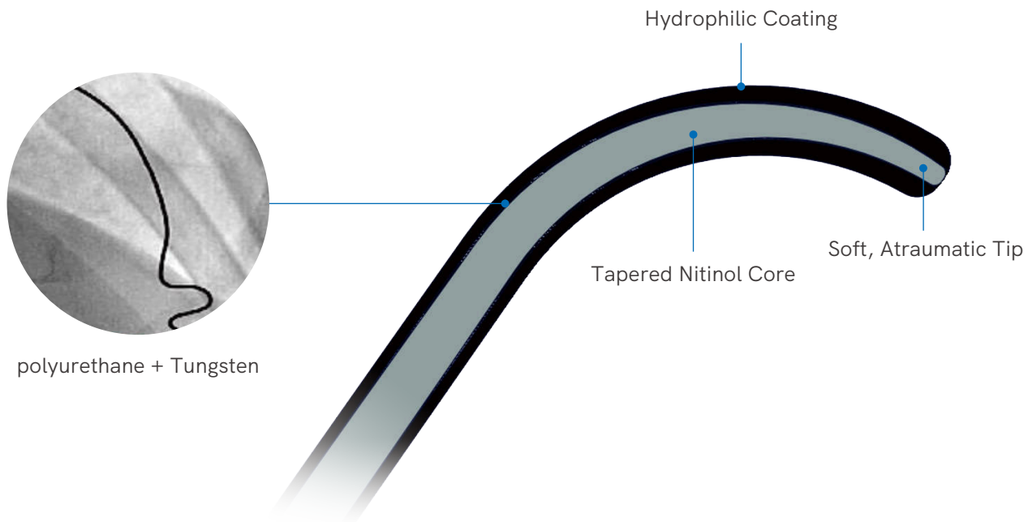

High Performance for Variety of Cases

Excellent torque control

Elastic material and integrated design allow 1:1 torque response to deliver the guidewire into the target vessel quickly.

Enhanced visibility

Tungsten blended polymer ensures enhanced visibility under X-ray and enables accurate positioning.

Durable and lubricious performance

Patented hydrophilic coating offers a durable and smooth approach possible even in tortuous vessels.

Soft and Atraumatic Tip

Tapered design ensures a soft and atraumatic tip to cross tortuous anatomy.

Various tip shapes available to minimize the risk of perforation



J curve

Special J curve with atraumatic tip to avoid the damage of the vessel



Angle

Direction tip, easier to enter side branch



Straight

For standard case

GENERAL SPECIFICATIONS

Core material	Nitinol
Diameter	0.018″, 0.025″, 0.032″, 0.035″, 0.038″
Length	120cm, 150cm, 180cm, 220cm, 260cm
Curve	Angle, Straight, R1.5mmJ, R3mmJ
Support level	Standard, Stiff

ORDERING INFORMATION

Curve	Length	0.018"/Standard	0.025"/Standard	0.032"/Standard	0.035"/Standard	0.038"/Standard
Angle	120cm	10A11812	10A12512	10A13212	10A13512	10A13812
	150cm	10A11815	10A12515	10A13215	10A13515	10A13815
	180cm	10A11818	10A12518	10A13218	10A13518	10A13818
	260cm	10A11826	10A12526	10A13226	10A13526	10A13826
Straight	120cm	10S11812	10S12512	10S13212	10S13512	10S13812
	150cm	10S11815	10S12515	10S13215	10S13515	10S13815
	180cm	10S11818	10S12518	10S13218	10S13518	10S13818
	260cm	10S11826	10S12526	10S13226	10S13526	10S13826
R1.5mmJ	120cm	10J1181215	10J1251215	10J1321215	10J1351215	10J1381215
	150cm	10J1181515	10J1251515	10J1321515	10J1351515	10J1381515
	180cm	10J1181815	10J1251815	10J1321815	10J1351815	10J1381815
	260cm	10J1182615	10J1252615	10J1322615	10J1352615	10J1382615
R3mmJ	120cm	10J1181230	10J1251230	10J1321230	10J1351230	10J1381230
	150cm	10J1181530	10J1251530	10J1321530	10J1351530	10J1381530
	180cm	10J1181830	10J1251830	10J1321830	10J1351830	10J1381830
	260cm	10J1182630	10J1252630	10J1322630	10J1352630	10J1382630

Curve	Length	0.018"/Stiff	0.025"/Stiff	0.032"/Stiff	0.035"/Stiff	0.038"/Stiff
Angle	150cm	-	10A22515	10A23215	10A23515	10A23815
	180cm	-	10A22518	10A23218	10A23518	10A23818
	260cm	-	-	-	10A23526	10A23826
Straight	150cm	-	-	-	10S23515	10S23815
	180cm	-	-	-	10S23518	10S23818
	260cm	-	-	-	10S23526	10S23826

CE 1639

AnyreachC™ & AnyreachP™

PTCA Guidewire



ANYREACH, ANYWHERE

APT Medical provides a series of **Anyreach PTCA guidewire** features with a Safe Net Core and Core-to-Tip design to offer superior torque control and safety, making you more confident in your clinical practice.

Support Shaft: Stainless Steel

Proximal stainless steel core with PTFE coating provides excellent pushability and rail support

Core-to-tip Design

Core-to-tip to enhance the tactile feedback and pushability



Hydrophilic Coating

Durable hydrophilic coating ensures low friction advancement

Safe Net Core Design

Offers superior torque control, safety and shape retention

AnyreachC™

C (Coil) – Provides tactile feedback and precise tip control

The combination of metal coil, Safe Net, and nitinol core provides a unique structure with superior torqueability and safety. Multiple tip loads are available to meet diverse procedural needs.

Tip Load: 0.6g / 1.0g



The lightest tip load of 0.3g is available for retrograde approach

Tip Load: 0.3g



AnyreachP™

P (Polymer) – Offers smooth navigation through tortuous anatomy

The distal polymer sleeve with hydrophilic coating enhances lubricity, providing excellent trackability and crossability in tortuous vessels.

Tip Load: 0.6g / 1.0g



Tip Load: 0.3g



AnyreachP™ LanceR (CTO Indicated)

Tip Load:1.5g / 3.0g / 6.0g



AnyreachC™ & AnyreachP™

PTCA Guidewire

ORDERING INFORMATION

Workhorse

Product	REF	Tip Load	Curve	Length
AnyreachC™	40S019B06	0.6g	Straight	190cm
	40S030B06	0.6g	Straight	300cm
	40A019B0634	0.6g	A (3mm 45°)	190cm
	40H019B0634	0.6g	H (3mm 45°)	190cm
	40S019C06	1.0g	Straight	190cm
	40S030C06	1.0g	Straight	300cm
	40A019C0634	1.0g	A (3mm 45°)	190cm
	40H019C0634	1.0g	H (3mm 45°)	190cm

Product	REF	Tip Load	Curve	Length
AnyreachP™	59S019B0636	0.6g	Straight	190cm
	59S030B0636	0.6g	Straight	300cm
	59A019B063634	0.6g	A (3mm 45°)	190cm
	59H019B063634	0.6g	H (3mm 45°)	190cm
	59S019C0636	1.0g	Straight	190cm
	59S030C0636	1.0g	Straight	300cm
	59A019C063634	1.0g	A (3mm 45°)	190cm
	59H019C063634	1.0g	H (3mm 45°)	190cm

Curve

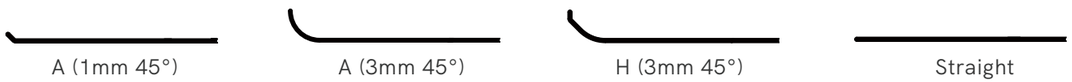

Workhorse + Retrograde

Product	REF	Tip Load	Curve	Length
AnyreachC™	40A019C0614	0.3g	A (1mm 45°)	190cm
	40A030C0614	0.3g	A (1mm 45°)	300cm
AnyreachP™	59A019C063614	0.3g	A (1mm 45°)	190cm
	59A030C063614	0.3g	A (1mm 45°)	300cm

AnyreachP™ LanceR (CTO Indicated)

Product	REF	Tip Load	Curve	Length	Color of tubeclip
AnyreachP™ LanceR	59H119B083634	1.5g	H (3mm 45°)	190cm	
	59S019B0836	1.5g	Straight	190cm	
	59H119C083634	3.0g	H (3mm 45°)	190cm	
	59S019C0836	3.0g	Straight	190cm	
	59S119C1036	6.0g	Straight	190cm	
	59H119C103634	6.0g	H (3mm 45°)	190cm	

For LanceR series, different tip loads will be indicated by different colors of tubeclip.

Indicators for models identification (at proximal end)



CE 1639

Angiopointer™

Hydrophilic Angiographic Catheter



BRING CONTROL AND LUBRICITY TO YOUR DAILY PROCEDURES

Angiopointer™ Hydrophilic Angiographic Catheter is designed for Coronary and Peripheral Angiography with excellent torqueability, lubricous performance and braided design for large inner lumen and high flow rate, multiple curve shapes for various procedures and anatomical structure, to fit your daily practice.

Gradually Increase Softness of the Shaft

- Maximize flexibility and compliance in vessel
- Ensures good pushability and steerability

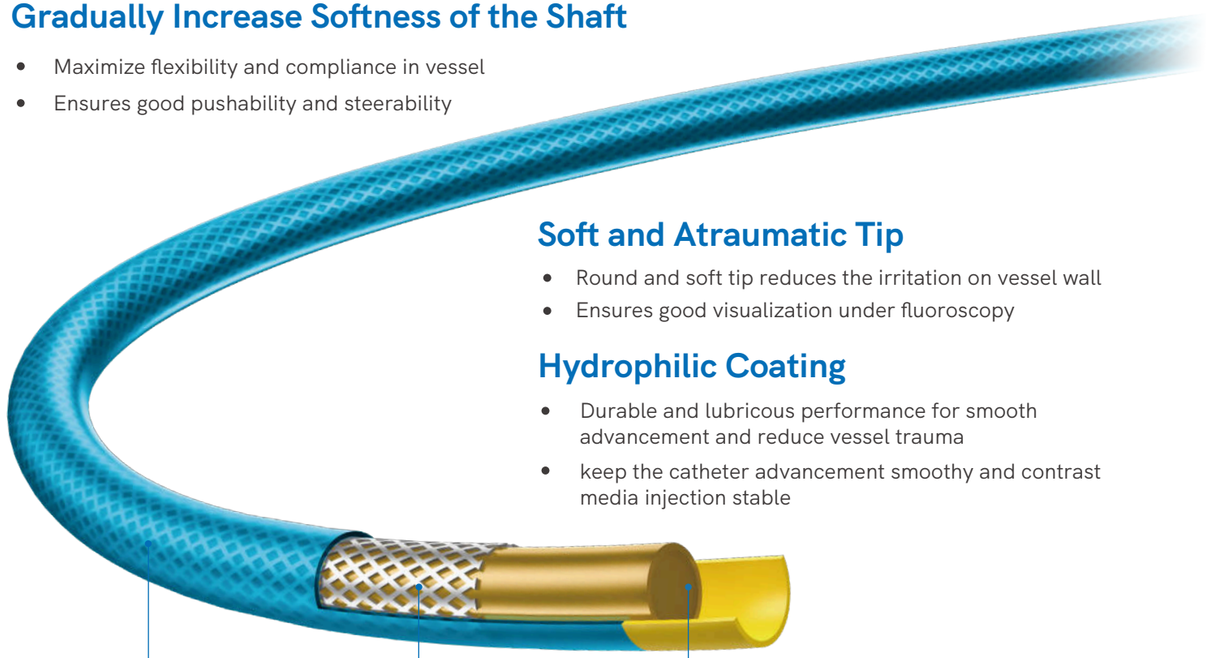

Soft and Atraumatic Tip

- Round and soft tip reduces the irritation on vessel wall
- Ensures good visualization under fluoroscopy

Hydrophilic Coating

- Durable and lubricous performance for smooth advancement and reduce vessel trauma
- keep the catheter advancement smoothy and contrast media injection stable

Outer Pebax

- Soft material to minimize the damage on vessels

Middle Braided Stainless steel

Inner Nylon

- Smooth inner surface

Metal Mesh Braided Structure

- Offers superior torque control
- Balances flexibility and kink resistance
- Provides large lumen for higher flow rate

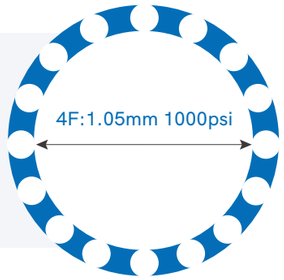

ORDERING INFORMATION

Curve (without side hole)	4F			5F			6F		
	80cm	100cm	125cm	80cm	100cm	125cm	80cm	100cm	125cm
3DRC	-	11410026	-	-	11510027	-	-	11610027	-
AL I	-	11410023	-	-	11510024	-	-	11610024	-
AL II	-	11410024	-	-	11510025	-	-	11610025	-
AL III	-	11410025	-	-	11510026	-	-	11610026	-
AR MOD	-	11410020	-	-	11510021	-	-	11610021	-
AR MOD II	-	11410022	-	-	11510023	-	-	11610023	-
AR MOD I	-	11410021	-	-	11510022	-	-	11610022	-
COBRA1	11408027	7740100100	7740125102	11508028	7750100100	7750125102	11608028	7760100100	7760125102
COBRA2	11408028	7740100108	7740125110	11508029	7750100108	7750125110	11608029	7760100108	7760125110
COBRA3	11408029	7740100116	7740125118	11508030	7750100116	7750125118	11608030	7760100116	7760125118
HEADHUNTER1	-	11410033	-	-	11510034	-	11608034	7760100134	-
HEADHUNTER2	-	11410034	-	-	11510035	-	11608035	7760100136	-
HEADHUNTER3	-	11410035	-	-	11510036	-	11608036	7760100137	-
HEADHUNTER5	-	11410036	-	-	11510037	-	11608037	7760100138	-
HEADHUNTER6	-	11410037	-	-	11510038	-	11608038	7760100139	-
MPA	-	11410018	7740125053	-	11510019	7750125053	-	11610019	7760125053
MPB	-	7740100059	7740125061	-	7750100059	7750125061	-	7760100059	7760125061
RH	11408038	-	-	11508039	-	-	11608039	-	-
RLG	-	7740100152	-	-	7750100152	-	-	7760100152	-
RS	7740080153	-	-	7750080153	-	-	7760080153	-	-
SIM1	11408030	7740100090	-	11508031	7750100090	-	11608031	7760100090	-
SIM2	11408031	7740100092	-	11508032	7750100092	-	11608032	7760100092	-
SIM3	11408032	7740100094	-	11508033	7750100094	-	11608033	7760100094	-
TIG	-	11410010	-	-	11510010	-	-	11610010	-
Vertebral	-	7740100044	-	-	7750100044	-	-	7760100044	-
VTK	-	7740100140	7740125141	-	7750100140	7750125141	-	7760100140	7760125141
IM	-	7740100150	-	-	7750100150	-	-	7760100150	-

Curve (without side hole)	4F			5F			6F		
	70cm	100cm	130cm	70cm	100cm	130cm	70cm	100cm	130cm
JL3.5	-	11410005	7740130156	-	11510005	7750130156	-	11610005	7760130156
JL4	-	11410006	7740130159	-	11510006	7750130159	-	11610006	7760130159
JL4.5	-	11410008	7740130162	-	11510008	7750130162	-	11610008	7760130162
JL5	-	11410009	7740130165	-	11510009	7750130165	-	11610009	7760130165
JL6	-	7740100166	7740130168	-	7750100166	7750130168	-	7760100166	7760130168
JR3.5	-	11410001	7740130171	-	11510001	7750130171	-	11610001	7760130171
JR4	-	11410002	11413003	-	11510002	11513003	-	11610002	11613003
JR5	-	11410004	7740130177	-	11510004	7750130177	-	11610004	7760130177
JR6	-	7740100178	7740130180	-	7750100178	7750130180	-	7760100178	7760130180
Yashiro	7740070148	-	-	7750070148	-	-	7760070148	-	-

Curve (without side hole)	4F			5F			6F		
	80cm	100cm	120cm	80cm	100cm	120cm	80cm	100cm	120cm
Straight	7740080004	11410039	7740120010	7750080004	7750100006	7750120010	7760080004	7760100006	7760120010

Curve	4F			5F			6F			Side holes
	100cm	110cm	130cm	100cm	110cm	130cm	100cm	110cm	130cm	
TIG	11410040	11411011	-	11510040	11511011	-	11610040	11611011	-	1
PIG	-	11411012	11413013	-	11511012	11513013	-	11611012	11613013	6
PIG-145°	-	11411015	11413016	-	11511015	11513016	-	11611015	11613016	6
PIG-155°	-	11411017	7740130037	-	11511017	7750130037	-	11611017	7760130037	6
PIG	-	7740110021	11413014	-	11511014	7750130022	-	11611014	7760130022	8
PIG-145°	-	7740110031	7740130032	-	11511018	7750130032	-	11611018	7760130032	8
PIG-155°	-	7740110041	7740130042	-	7750110041	7750130042	-	7760110041	7760130042	8

Curve	4F		5F		6F		Side holes
	100cm	125cm	100cm	125cm	100cm	125cm	
MPA	7740100050	7740125052	7750100050	7750125052	7760100050	7760125052	2
MPA2	11410019	-	11510020	-	11610020	-	2
MPB	7740100058	7740125060	7750100058	7750125060	7760100058	7760125060	2

Curve	4F			5F			6F			Side holes
	80cm	100cm	120cm	80cm	100cm	120cm	80cm	100cm	120cm	
Straight	7740080003	7740100005	7740120009	7750080003	7750100005	7750120009	7760080003	7760100005	7760120009	6

CE 1639

March™

Guiding Catheter



March™ Guiding Catheter combines superior torqueability and back-up support due to braided structure and polymer material. Together with soft tip and large lumen design to give you more space for your procedures.

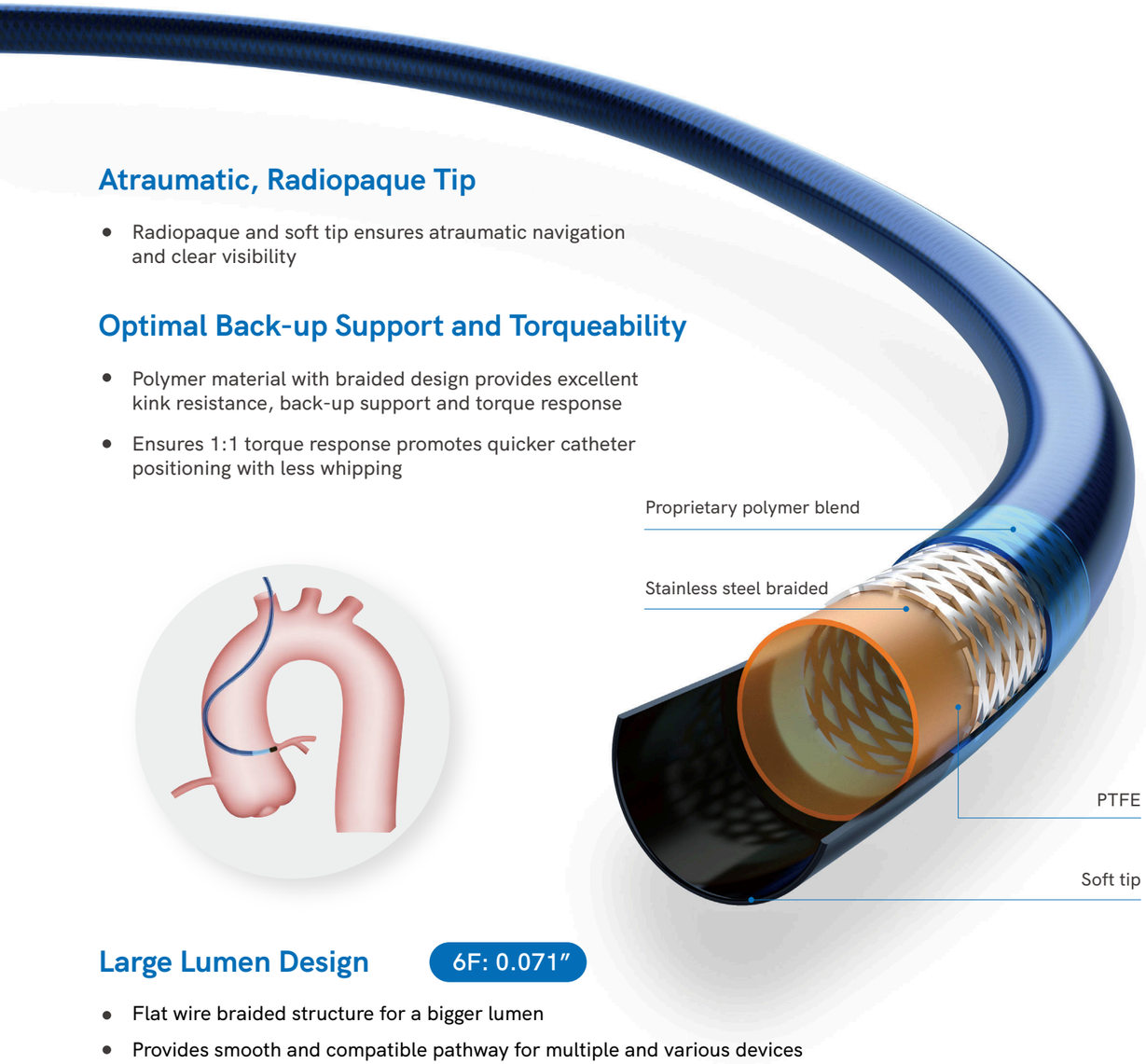

Atraumatic, Radiopaque Tip

- Radiopaque and soft tip ensures atraumatic navigation and clear visibility

Optimal Back-up Support and Torqueability

- Polymer material with braided design provides excellent kink resistance, back-up support and torque response
- Ensures 1:1 torque response promotes quicker catheter positioning with less whipping

Large Lumen Design

6F: 0.071″

- Flat wire braided structure for a bigger lumen
- Provides smooth and compatible pathway for multiple and various devices

	5 F	6 F	7 F
I.D.(Inch/mm)	0.058″ / 1.47mm	0.071″ / 1.80mm	0.081″ / 2.06mm
O.D.(Inch/mm)	0.069″ / 1.75mm	0.0815″ / 2.07mm	0.093″ / 2.36mm

ORDERING INFORMATION

Curve (without side holes)	Tip	5F	6F		6.5F		7F		8F	
		100cm	90cm	100cm	90cm	100cm	90cm	100cm	90cm	100cm
Williams	3DRC	53510080	53609064	53610018	53209064	53210080	53709062	53710080	53809060	53810080
Extra Back-up Left	ABU3.0	53510096	53609024	53610094	53209024	53210094	53709024	53710094	53809024	53810094
Extra Back-up Left	ABU3.25	53510098	53609026	53610096	53209026	53210096	-	-	-	-
Extra Back-up Left	ABU3.5	535100100	53609028	53610098	53209028	53210098	53709026	53710096	53809026	53810096
Extra Back-up Left	ABU3.75	535100102	53609030	536100100	53209030	532100100	53709028	53710098	53809028	53810098
Extra Back-up Left	ABU4.0	535100104	53609032	536100102	53209032	532100102	53709030	537100100	53809030	538100100
Amplatz Left	AL0.75	53510092	53609008	53610092	53209008	53210092	53709008	53710092	53809008	53810092
Amplatz Left	AL1	53510056	53609010	53610012	53209010	53210056	53709010	53710056	53809010	53810056
Amplatz Left	AL2	53510060	53609012	53610013	53209012	53210060	53709012	53710060	53809012	53810060
Amplatz Left	AL3	53510064	53609014	-	53209014	53210064	53709014	53710064	53809014	53810064
Amplatz Right	AR	53510068	53609058	53610015	53209058	53210068	53709056	53710068	53809054	53810068
Amplatz Right	AR1	53510072	53609060	53610016	53209060	53210072	53709058	53710072	53809056	53810072
Amplatz Right	AR2	53510076	53609062	53610017	53209062	53210076	53709060	53710076	53809058	53810076
Internal Mammary	IM	535100128	-	536100146	-	532100126	-	537100124	-	538100122
Judkins Left	JL3	53510016	53609048	53610022	53209048	53210016	53709046	53710016	53809044	53810016
Judkins Left	JL3.5	53510020	53609050	53610004	53209050	53210020	53709048	53710020	53809046	53810020
Judkins Left	JL4	53510024	53609052	53610005	53209052	53210024	53709050	53710024	53809048	53810024
Judkins Left	JL4.5	53510028	53609054	53610006	53209054	53210028	53709052	53710028	53809050	53810028
Judkins Left	JL5	53510032	53609056	53610007	53209056	53210032	53709054	53710032	53809052	53810032
Judkins Right	JR3	53510036	53609038	53610023	53209038	53210036	53709036	53710036	53809036	53810036
Judkins Right	JR3.5	53510040	53609016	53610008	53209016	53210040	53709016	53710040	53809016	53810040
Judkins Right	JR4	53510044	53609018	53610009	53209018	53210044	53709018	53710044	53809018	53810044
Judkins Right	JR4.5	53510048	53609020	53610010	53209020	53210048	53709020	53710048	53809020	53810048
Judkins Right	JR5	53510052	53609022	53610011	53209022	53210052	53709022	53710052	53809022	53810052
Multipurpose	MPA	53510084	-	53610019	-	53210084	-	53710084	-	53810084
Multipurpose	MPB	53510088	-	53610021	-	53210088	-	53710088	-	53810088
Extra Back-up Left	XB3	53510004	53609002	53610001	53209002	53210004	53709002	53710004	53809002	53810004
Extra Back-up Left	XB3.5	53510008	53609004	53610002	53209004	53210008	53709004	53710008	53809004	53810008
Extra Back-up Left	XB4	53510012	53609006	53610003	53209006	53210012	53709006	53710012	53809006	53810012
Extra Back-up Right	XBRCA	535100110	53609040	536100127	53209040	532100108	53709038	537100106	53809062	-
Short Amplatz Left	SAL1.0	535100114	53609044	536100132	53209044	532100112	53709042	537100110	-	538100108

Curve (with 2 side holes)	Tip	5F	6F		6.5F		7F		8F	
		100cm	90cm	100cm	90cm	100cm	90cm	100cm	90cm	100cm
Williams	3DRC	53510078	53609063	53610082	53209063	53210078	53709061	53710078	53809059	53810078
Extra Back-up Left	ABU3.0	53510095	53609023	53610093	53209023	53210093	53709023	53710093	53809023	53810093
Extra Back-up Left	ABU3.25	53510097	53609025	53610095	53209025	53210095	-	-	-	-
Extra Back-up Left	ABU3.5	53510099	53609027	53610097	53209027	53210097	53709025	53710095	53809025	53810095
Extra Back-up Left	ABU3.75	535100101	53609029	53610099	53209029	53210099	53709027	53710097	53809027	53810097
Extra Back-up Left	ABU4.0	535100103	53609031	536100101	53209031	532100101	53709029	53710099	53809029	53810099
Amplatz Left	AL0.75	53510091	53609007	53610091	53209007	53210091	53709007	53710091	53809007	53810091
Amplatz Left	AL1	53510054	53609009	53610064	53209009	53210054	53709009	53710054	53809009	53810054
Amplatz Left	AL2	53510058	53609011	53610067	53209011	53210058	53709011	53710058	53809011	53810058
Amplatz Left	AL3	53510062	53609013	53610070	53209013	53210062	53709013	53710062	53809013	53810062
Amplatz Right	AR	53510066	53609057	53610073	53209057	53210066	53709055	53710066	53809053	53810066
Amplatz Right	AR1	53510070	53609059	53610076	53209059	53210070	53709057	53710070	53809055	53810070
Amplatz Right	AR2	53510074	53609061	53610079	53209061	53210074	53709059	53710074	53809057	53810074
Internal Mammary	IM	535100127	-	536100145	-	532100125	-	537100123	-	538100121
Judkins Left	JL3	53510014	53609047	53610034	53209047	53210014	53709045	53710014	53809043	53810014
Judkins Left	JL3.5	53510018	53609049	53610037	53209049	53210018	53709047	53710018	53809045	53810018
Judkins Left	JL4	53510022	53609051	53610040	53209051	53210022	53709049	53710022	53809047	53810022
Judkins Left	JL4.5	53510026	53609053	53610043	53209053	53210026	53709051	53710026	53809049	53810026
Judkins Left	JL5	53510030	53609055	53610046	53209055	53210030	53709053	53710030	53809051	53810030
Judkins Right	JR3	53510034	53609037	53610049	53209037	53210034	53709035	53710034	53809035	53810034
Judkins Right	JR3.5	53510038	53609015	53610052	53209015	53210038	53709015	53710038	53809015	53810038
Judkins Right	JR4	53510042	53609017	53610055	53209017	53210042	53709017	53710042	53809017	53810042
Judkins Right	JR4.5	53510046	53609019	53610058	53209019	53210046	53709019	53710046	53809019	53810046
Judkins Right	JR5	53510050	53609021	53610061	53209021	53210050	53709021	53710050	53809021	53810050
Multipurpose	MPA	53510082	-	53610085	-	53210082	-	53710082	-	53810082
Multipurpose	MPB	53510086	-	53610088	-	53210086	-	53710086	-	53810086
Extra Back-up Left	XB3	53510002	53609001	53610026	53209001	53210002	53709001	53710002	53809001	53810002
Extra Back-up Left	XB3.5	53510006	53609003	53610028	53209003	53210006	53709003	53710006	53809003	53810006
Extra Back-up Left	XB4	53510010	53609005	53610031	53209005	53210010	53709005	53710010	53809005	53810010
Extra Back-up Right	XBRCA	535100109	53609039	536100126	53209039	532100107	53709037	537100105	53809061	-
Short Amplatz Left	SAL1.0	535100113	53609043	536100131	53209043	532100111	53709041	537100109	-	538100107

Expressman™

Guiding Extension Catheter

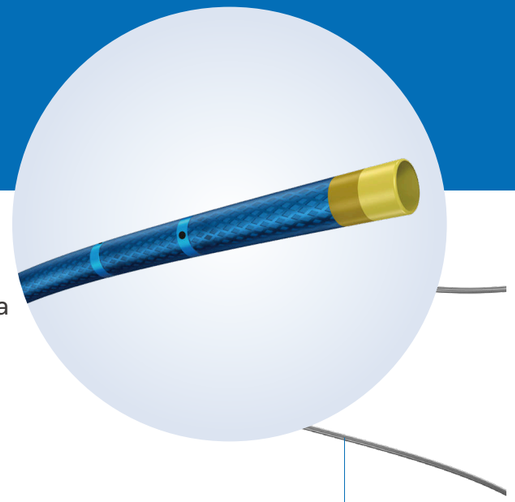

ONE STEP CLOSER TO SUCCESS

The **Expressman™ Guiding Extension Catheter** features a stainless-steel braided shaft, 35 cm rapid exchange segment, and a unique **side-hole design** — providing enhanced support, smooth device delivery, and maintained antegrade blood flow when treating complex lesions in tortuous anatomy.

Nitinol shaft
Provide superior kink resistance

35 cm hydrophilic coating
Minimizes friction during advancement through tortuous anatomy

Soft radiopaque tip
Unbraided Tip of soft pebax ensure the safety

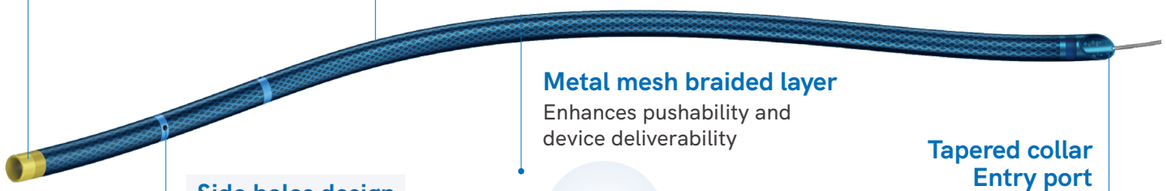

Metal mesh braided layer
Enhances pushability and device deliverability

Tapered collar Entry port
Provides a smooth transition for device passage

Side holes design
Maintains antegrade blood flow during deep intubation



True One-piece Design for Reliable Support

- Double-welded construction ensures secure connection and safe delivery



35cm rapid exchange section

- Facilitates stent delivery across long or complex lesions
- Reduces resistance for smooth and controlled advancement

TFA

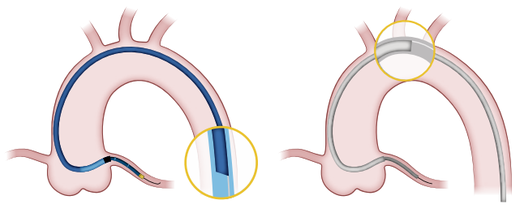

Expressman™ | Other Brand

TRA

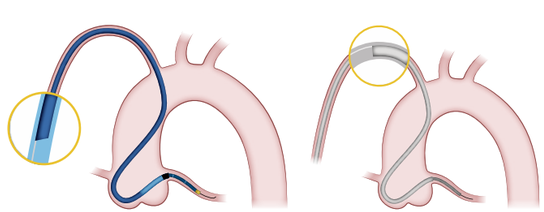

Expressman™ | Other Brand

4 Side Holes in 90° Spatial Distribution

- Provide auxiliary perfusion during complex or long lesion interventions



Ideal for positioning near CTO lesions

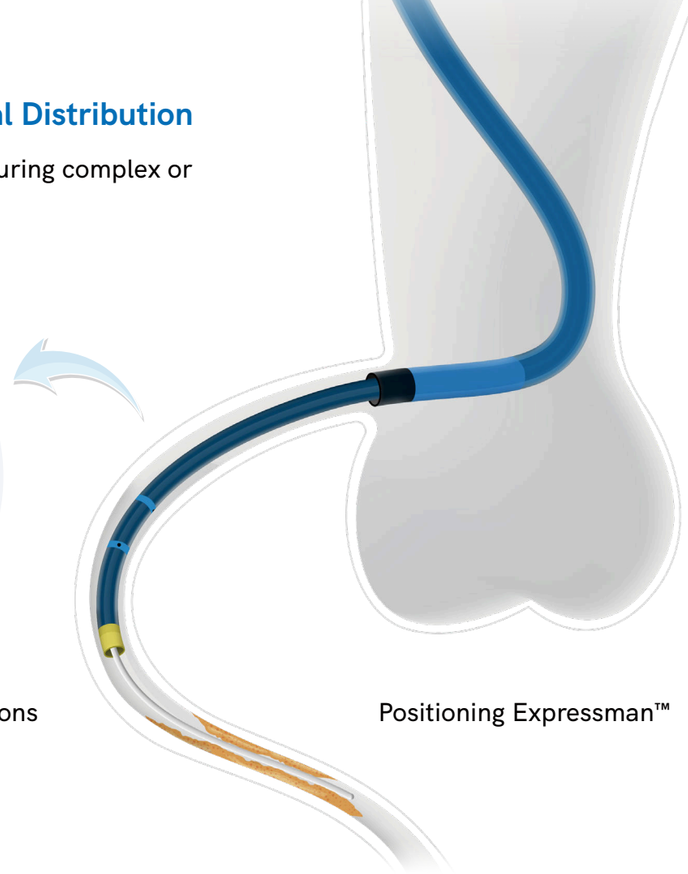

Positioning Expressman™

ORDERING INFORMATION

Standard

REF	French size	Side holes	Distal I.D.	O.D.	Guide segment (cm)	Effective length (cm)	Guiding catheter compatibility
20405001	4F	0	0.050"	0.056"	35	150	≥6F (ID≥0.060"/1.48mm)
20405002	4F	4	0.050"	0.056"			≥6F (ID≥0.060"/1.48mm)
20505603	5F	0	0.056"	0.067"			≥6F (ID≥0.070"/1.78mm)
20505604	5F	4	0.056"	0.067"			≥6F (ID≥0.070"/1.78mm)
20556101	5.5F	0	0.061"	0.072"			≥6.5F (ID≥0.075"/1.91mm)
20556102	5.5F	4	0.061"	0.072"			≥6.5F (ID≥0.075"/1.91mm)
20606603	6F	0	0.066"	0.078"			≥7F (ID≥0.081"/2.06mm)
20606604	6F	4	0.066"	0.078"			≥7F (ID≥0.081"/2.06mm)

Tapered

REF	French size	Side holes	Distal I.D.	O.D.	Guide segment (cm)	Effective length (cm)	Guiding catheter compatibility
20505601	5F-4F	0	0.050"	0.067"	35	150	≥6F (ID≥0.070"/1.78mm)
20505602	5F-4F	4	0.050"	0.067"			≥6F (ID≥0.070"/1.78mm)
20606601	6F-5F	0	0.056"	0.078"			≥7F (ID≥0.081"/2.06mm)
20606602	6F-5F	4	0.056"	0.078"			≥7F (ID≥0.081"/2.06mm)

CE 1639

Elong™
Microcatheter



NAVIGATING THROUGH SELECTIVE VESSELS

Straight Tip 1.7F/1.9F

1.7F Optimized design for CTO Retrograde Navigating

1.9F Designed for both CTO Antegrade and Retrograde Navigating

Optimal Support

- Stainless steel mesh braided structure provides outstanding guidewire support and device manipulation
- PTFE inner layer for minimizing resistance during guidewire advance operation

Superior Crossability

- Hydrophilic coating on the distal for smooth delivery even in tortuous anatomy
- Slightly tapered enables to cross the complex lesion easily
- Multi-durometer of polymer tube offers smooth transition and flexibility



Multi Radiopaque Markers

- 2 or 3 marker bands are available for clear visualization

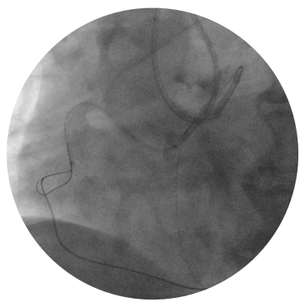

Tapered Tip 2.6F

Optimized design for Calcified Lesion

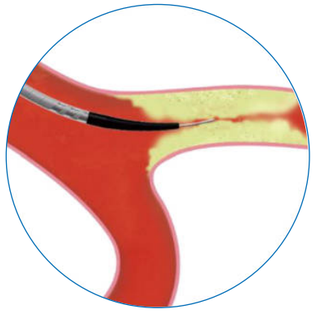

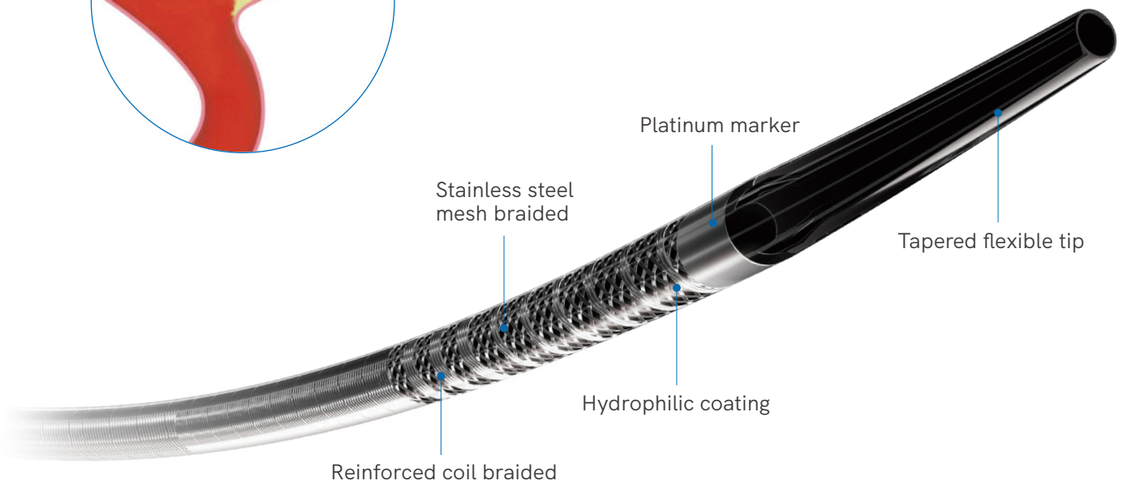

Tapered Flexible Tip

- 1.3F at distal for easier passing through tortuous microchannels
- Flexible tip with tungsten ensures high visibility and trackability
- Smooth transition between tip and guidewire

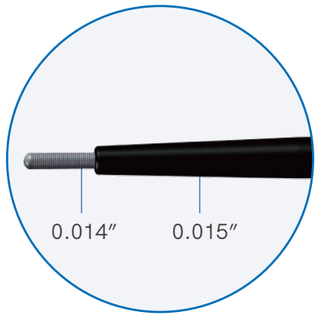

Hybrid Structure

- Reinforced coil and mesh braided hybrid structure are designed to offer “drill” capability and superior torque control
- Provides exceptional pushability and support to cross calcified lesions

Elong™
Microcatheter



Dual Lumen Microcatheter

Optimal solution for various complex PCI technique

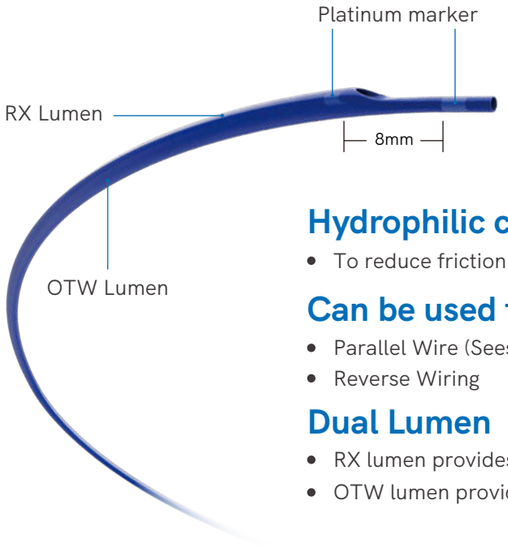

Hydrophilic coating on the distal part

- To reduce friction when advancement

Can be used for:

- Parallel Wire (Seesaw wiring)
- Reverse Wiring

Dual Lumen

- RX lumen provides rapid exchange of devices
- OTW lumen provides support

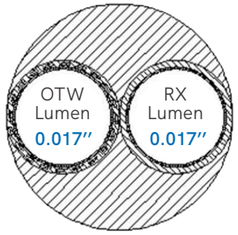

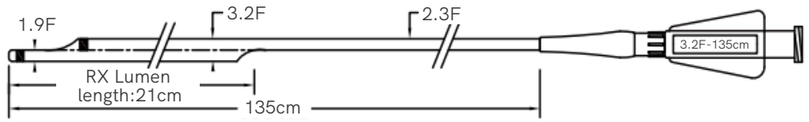

Extra Extension Wire for Microcatheter Retrieval

Extension wire

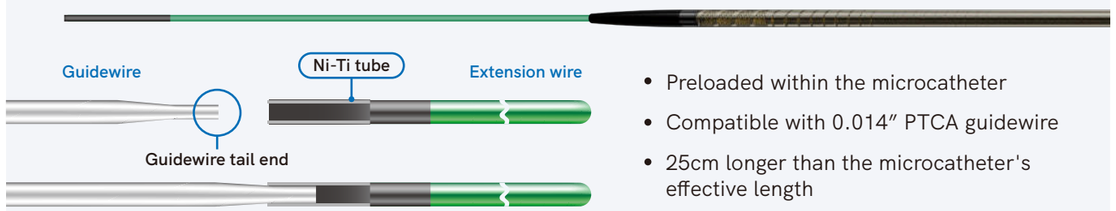

Insert the guidewire tail end into the Ni-Ti tube of the extension wire to connect for microcatheter retrieval.

- Preloaded within the microcatheter
- Compatible with 0.014″ PTCA guidewire
- 25cm longer than the microcatheter's effective length
- For external use only, not intended for intravascular application

ORDERING INFORMATION

Coronary

Distal O.D.	REF.	Length(cm)	Proximal O.D.	Distal I.D.	Max GW O.D.	Marker(s)	Curve
1.7F	60172307	110	2.3F	0.016″	0.014″	1	Straight
	60172306	130		0.016″		1	
	60172303	150		0.015″		2	
	60172305	150		0.016″		1	
	60172304	170		0.016″		1	
	60172302	170		0.015″		2	
	60172301	170		0.015″		3	
1.9F	60192414	110	2.4F	0.017″	0.014″	1	Straight
	60192405	130				1	
	60192403	150				2	
	60192404	150				1	
	60192407	170				1	
	60192402	170				2	
	60192406	170				3	
	60192401	170				3	
2.6F	60262801	130	2.8F	0.0175″	0.014″	1	Tapered
	60262802	150				1	
	60262804	170				1	
3.2F	60322301	135	2.3F	0.017″	0.014″	2	Dual Lumen

Peripheral

Distal O.D.	REF.	Length(cm)	Proximal O.D.	Distal I.D.	Max GW O.D.	Marker(s)	Curve
2.1F	60212710	110	2.7F	0.021″	0.018″	1	45°
	60212711						Swan Neck
	60212704						Straight
	60212708	130					45°
	60212709						Swan Neck
	60212703						Straight
	60212706	150					45°
	60212707						Swan Neck
	60212705						Straight
	60212702					2	Straight
	60212701					3	Straight
2.4F	60242710	110	2.7F	0.024″	0.021″	1	45°
	60242711						Swan Neck
	60242704						Straight
	60242708	130					45°
	60242709						Swan Neck
	60242703						Straight
	60242706	150					45°
	60242707						Swan Neck
	60242705						Straight
	60242702					2	Straight
	60242701					3	Straight
2.6F	60263001	130	3.0F	0.028″	0.025″	1	Straight
	60263004	150					Straight
2.7F	60273008	110	3.0F	0.028″	0.025″	1	45°
	60273009						Swan Neck
	60273002						Straight
	60273006	130					45°
	60273007						Swan Neck
	60273001						Straight
	60273004	150					45°
	60273005						Swan Neck
	60273003						Straight

*For the peripheral model, only the straight curve models come with extension wires.

CE 1639

Sniffer™

Aspiration Catheter

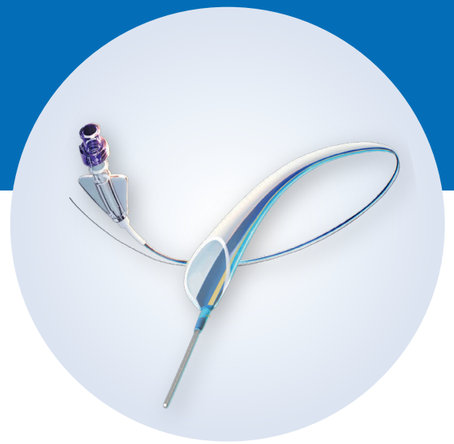

AN EFFECTIVE SOLUTION FOR REMOVING THROMBUS

Sniffer™ Aspiration Catheter is a rapid exchange type catheter that features a big lumen and superior pushability and trackability designed for removing thrombus effectively and rapidly in the coronary.

Optimal Pushability and Kink Resistance



Proximal segment

High strength polymer ensures excellent pushability

Transition segment

Provides outstanding force transmission

Distal segment

Soft polymer ensures the softness and superior flexibility

Large Circular Aspiration Lumen to Improve Efficiency

- Improved thrombus removal capability ensures fast and stable suction

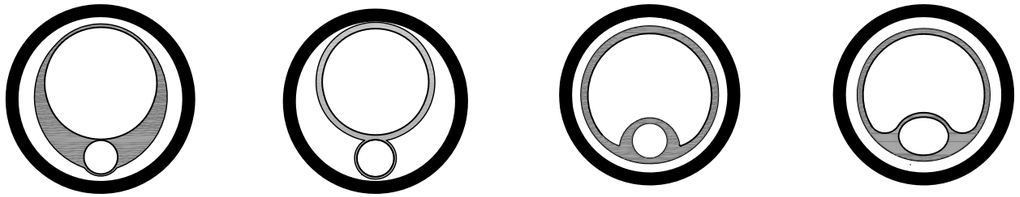

APT | Brand A | Brand B | Brand C

Removable Preloaded Stylet

- Enhanced stiffness of the shaft provides excellent kink resistance, trackability and pushability

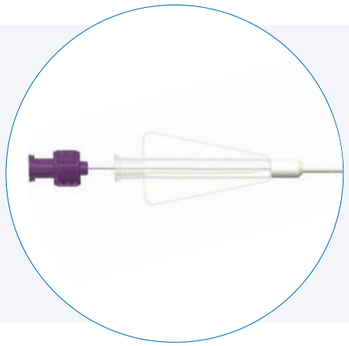



Optimized Tip Design

- Atraumatic round tip design to minimize possible damage on vessels
- 4mm short tip to increase catheter crossability over tortuous anatomy
- Platinum marker provides reliable fluoroscopic visibility

Distal Hydrophilic Coating

- Distal 30cm lubricious hydrophilic coating for smooth navigation

Catheter

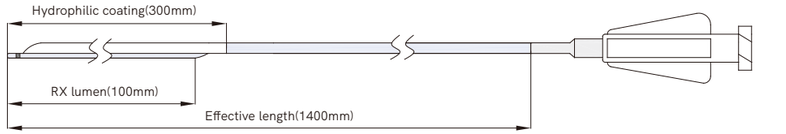

REF: 65654430

Preloaded Stylet



Accessories

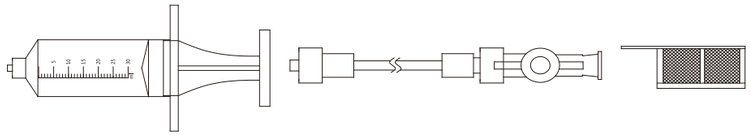

2x30ml Syringes | Extension line with Stopcock | Cell strainer

ORDERING INFORMATION

REF	Effective length(cm)	Distal I.D. (mm)	Proximal I.D. (mm)	Maximum O.D. (mm)	Guidewire lumen I.D.	Guidewire lumen length	Guiding catheter compatibility	Side hole
65765501	135	1.27	1.39	1.93	0.017"	200	7F	0
65654402	135	0.99	1.11	1.65	0.017"	200	6F	0
65765504	135	1.27	1.39	1.93	0.017"	50	7F	0
65654405	135	0.99	1.11	1.65	0.017"	50	6F	0
65765529	140	1.35	1.35	1.93	0.017"	100	7F	0
65654430	140	1.1	1.1	1.75	0.017"	100	6F	0
65765507	135	1.27	1.39	1.93	0.017"	200	7F	2
65654408	135	0.99	1.11	1.65	0.017"	200	6F	2
65765510	135	1.27	1.39	1.93	0.017"	50	7F	2
65654411	135	0.99	1.11	1.65	0.017"	50	6F	2
65765531	140	1.35	1.35	1.93	0.017"	100	7F	2
65654432	140	1.1	1.1	1.75	0.017"	100	6F	2

CE 1639

CONQUEROR™

SC PTCA Balloon Catheter



CROSSING IS BELIEVING

With its ultra-low entry profile, superior pushability and crossability, powered by special coating technique and flexible proximal shaft construction, **CONQUEROR™ semi-compliant rapid exchange balloon catheter** designed to cross the most challenging lesions and improve the work efficiency.

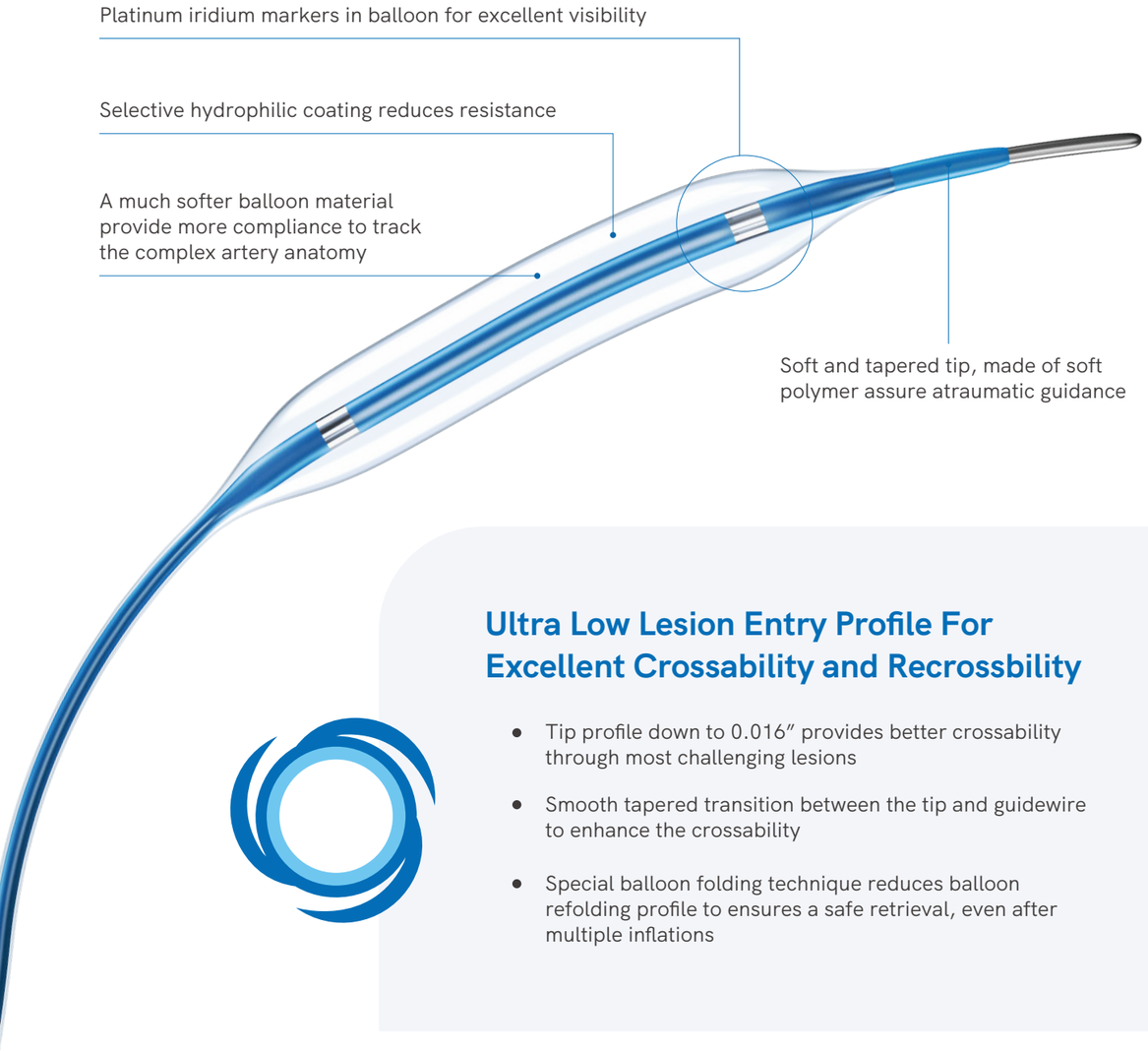

Ultra Low Lesion Entry Profile For Excellent Crossability and Recrossbility

- Tip profile down to 0.016″ provides better crossability through most challenging lesions
- Smooth tapered transition between the tip and guidewire to enhance the crossability
- Special balloon folding technique reduces balloon refolding profile to ensures a safe retrieval, even after multiple inflations

Superior Pushability

- Combination of catheter distal flexibility and the stiffness of proximal shaft enables superior deliverability crossing through complex lesions

Comparison of pushability

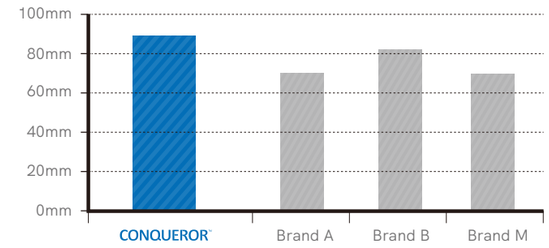

Source: internal bench test data comparison

1.0mm Balloon

- 1.0mm balloon, special design for CTO lesions, severe stenosis and other complex lesions. It greatly improves the success rate of the PCI, simplifies the procedure process while reducing the duration of PCI procedure

BALLOON COMPLIANCE CHART

Inflation Pressure		Balloon Diameter (mm)												
ATM	KPa	1.00	1.25	1.50	2.00	2.25	2.50	2.75	3.00	3.25	3.50	4.00	4.50	5.00
6	6 x 10^2	0.95	1.23	1.43	1.92	2.21	2.44	2.67	2.89	3.15	3.38	3.91	4.39	4.88
8	8 x 10^2	1.00	1.25	1.47	1.97	2.25	2.50	2.75	2.97	3.25	3.50	4.01	4.50	5.00
10	10 x 10^2	1.06	1.27	1.51	2.03	2.33	2.57	2.81	3.04	3.33	3.61	4.12	4.65	5.15
12	12 x 10^2	1.11	1.30	1.54	2.08	2.39	2.64	2.89	3.14	3.44	3.73	4.28	4.80	5.29
13	13 x 10^2	1.14	1.31	1.55	2.10	2.43	2.68	2.93	3.18	3.48	3.78	4.36	4.87	5.36
14	14 x 10^2	1.16	1.32	1.56	2.12	2.46	2.72	2.98	3.24	3.55	3.85	4.45	4.95	5.43
16	16 x 10^2	1.20	1.34	1.59	2.16	2.53	2.80	3.07	3.34	3.66	3.97	4.64	5.09	5.59
18	18 x 10^2	1.25	1.37	1.62	2.20	2.60	2.88	3.16	3.44	3.78	4.11			

Normal pressure Rated Burst Pressure

ORDERING INFORMATION

Balloon Diameter (mm)	Balloon Length (mm)						Note
	6	9	12	15	20	30	
1.00	50100060	50100090	-	-	-	-	Shaft Length: 140cm Compatible Guidewire: 0.014″
1.25	50125060	50125090	50125120	50125150	-	-	
1.50	50150060	50150090	50150120	50150150	50150200	-	
2.00	50200060	50200090	50200120	50200150	50200200	50200300	
2.25	50225060	50225090	50225120	50225150	50225200	50225300	
2.50	50250060	50250090	50250120	50250150	50250200	50250300	
2.75	50275060	50275090	50275120	50275150	50275200	50275300	
3.00	-	-	50300120	50300150	50300200	50300300	
3.25	-	-	50325120	50325150	50325200	50325300	
3.50	-	-	50350120	50350150	50350200	50350300	
3.75	-	-	50375120	50375150	50375200	50375300	
4.00	-	-	50400120	50400150	50400200	50400300	
4.50	-	-	50450120	50450150	50450200	50450300	
5.00	-	-	50500120	50500150	50500200	50500300	

*Balloons with a diameter of 1.50mm and below have 1 radiopaque marker, and others have 2 radiopaque markers.

CE 1639

CONQUEROR™ Lollipop

NC PTCA Balloon Catheter



THE UNIQUE ONE TO CROSS THE TORTUOSITY

CONQUEROR™ Lollipop NC PTCA Balloon Catheter features a unique Lollipop™ tip, combined with very low compliance and soft balloon with selected coating, that is designed to cross the most tortuous vessel.

One-of-a-kind Spherical Tip Design

- Unique spherical tip avoids collision between the stent and NC balloon catheter, gliding the catheter through the stent
- Simplify the advance of the catheter at tortuous, stent-covered artery

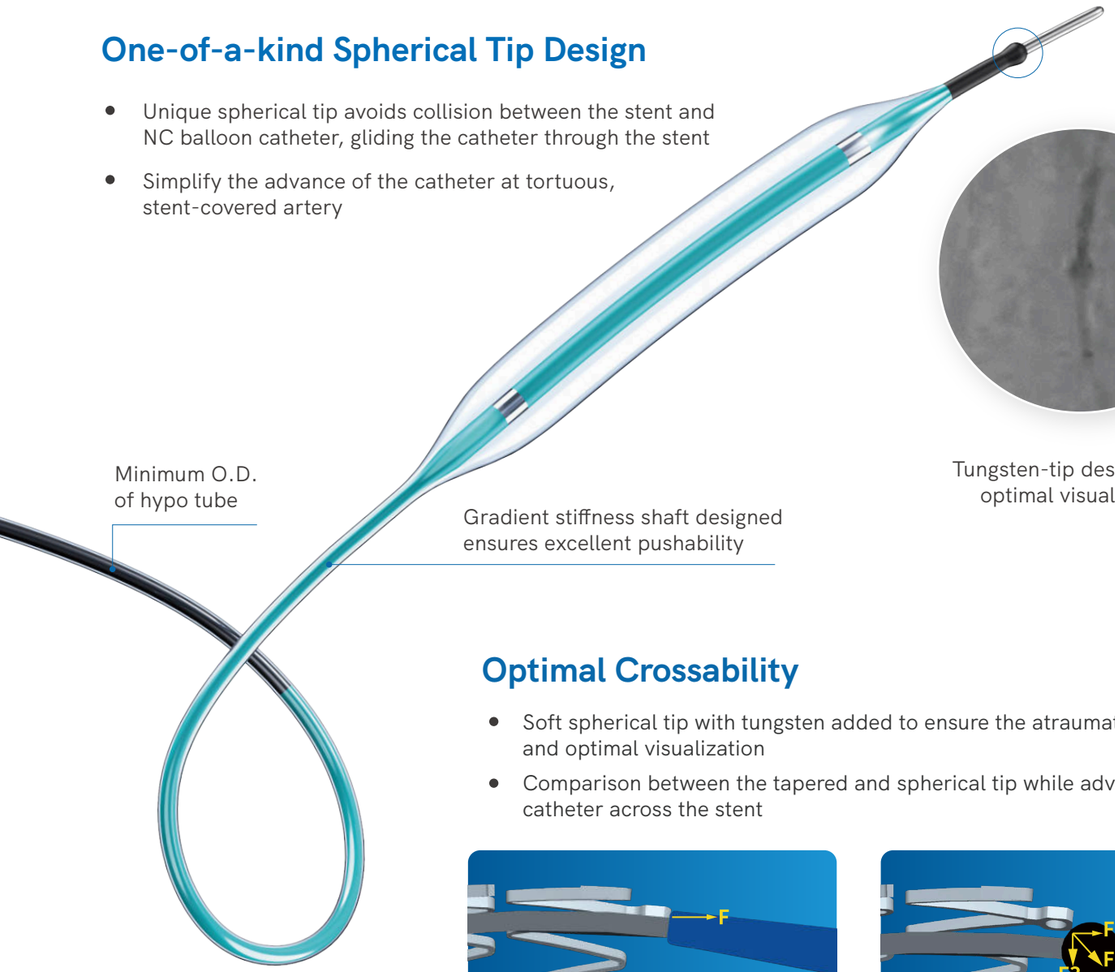

Tungsten-tip designed for optimal visualization

Optimal Crossability

- Soft spherical tip with tungsten added to ensure the atraumatic guidance and optimal visualization
- Comparison between the tapered and spherical tip while advancing the catheter across the stent

The traditionally tapered tip may collide against the edge of the stent

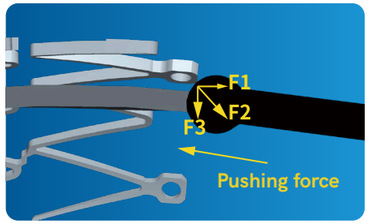

Unique spherical tip made to slide through the stent easily in tortuous vessel

BALLOON COMPLIANCE CHART

Pressure (ATM)	Balloon Diameter (mm)										
	2	2.25	2.5	2.75	3	3.25	3.5	3.75	4	4.5	5
2	1.71	1.97	2.21	2.45	2.69	2.93	3.14	3.33	3.57	4.06	4.47
3	1.78	2.01	2.25	2.48	2.71	2.96	3.16	3.36	3.60	4.09	4.52
4	1.82	2.05	2.28	2.51	2.74	2.99	3.19	3.39	3.63	4.13	4.57
5	1.85	2.08	2.31	2.54	2.78	3.03	3.23	3.44	3.67	4.18	4.62
6	1.88	2.11	2.35	2.58	2.82	3.07	3.28	3.49	3.71	4.23	4.67
7	1.91	2.15	2.39	2.62	2.86	3.11	3.33	3.55	3.76	4.28	4.72
8	1.93	2.17	2.41	2.65	2.89	3.14	3.37	3.60	3.82	4.33	4.79
9	1.94	2.19	2.43	2.68	2.92	3.17	3.41	3.64	3.88	4.38	4.84
10	1.96	2.21	2.46	2.70	2.95	3.20	3.44	3.68	3.92	4.43	4.90
11	1.98	2.23	2.48	2.73	2.98	3.23	3.47	3.72	3.97	4.47	4.95
12	2.00	2.25	2.50	2.75	3.00	3.25	3.50	3.75	4.01	4.51	5.00
13	2.01	2.26	2.52	2.77	3.03	3.28	3.53	3.78	4.05	4.55	5.06
14	2.03	2.29	2.54	2.80	3.05	3.30	3.56	3.82	4.08	4.59	5.11
15	2.04	2.30	2.56	2.82	3.08	3.33	3.59	3.85	4.12	4.63	5.18
16	2.06	2.32	2.58	2.84	3.11	3.36	3.62	3.88	4.15	4.69	5.23
17	2.07	2.34	2.60	2.87	3.13	3.38	3.66	3.91	4.18	4.75	5.29
18	2.09	2.36	2.63	2.89	3.16	3.41	3.69	3.95	4.22	4.81	5.36
19	2.11	2.38	2.65	2.92	3.19	3.44	3.72	3.98	4.25		
20	2.13	2.41	2.68	2.96	3.13	3.47	3.76	4.02	4.29		

Normal pressure Rated Burst Pressure

ORDERING INFORMATION

Diameter (mm) \ Length	6mm		8mm		12mm		15mm		20mm		30mm	
	Spherical tip	Tapered Tip	Spherical tip	Tapered Tip	Spherical tip	Tapered Tip	Spherical tip	Tapered Tip	Spherical tip	Tapered Tip	Spherical tip	Tapered Tip
2.00	41200061	41200060	41200081	41200080	41200121	41200120	41200151	41200150	41200201	41200200	41200301	41200300
2.25	41225061	41225060	41225081	41225080	41225121	41225120	41225151	41225150	41225201	41225200	41225301	41225300
2.50	41250061	41250060	41250081	41250080	41250121	41250120	41250151	41250150	41250201	41250200	41250301	41250300
2.75	41275061	41275060	41275081	41275080	41275121	41275120	41275151	41275150	41275201	41275200	41275301	41275300
3.00	41300061	41300060	41300081	41300080	41300121	41300120	41300151	41300150	41300201	41300200	41300301	41300300
3.25	41325061	41325060	41325081	41325080	41325121	41325120	41325151	41325150	41325201	41325200	41325301	41325300
3.50	41350061	41350060	41350081	41350080	41350121	41350120	41350151	41350150	41350201	41350200	41350301	41350300
3.75	41375061	41375060	41375081	41375080	41375121	41375120	41375151	41375150	41375201	41375200	41375301	41375300
4.00	41400061	41400060	41400081	41400080	41400121	41400120	41400151	41400150	41400201	41400200	41400301	41400300
4.50	41450061	41450060	41450081	41450080	41450121	41450120	41450151	41450150	41450201	41450200		
5.00	41500061	41500060	41500081	41500080	41500121	41500120	41500151	41500150	41500201	41500200		

*All balloons have 2 radiopaque markers

CE 1639

Enlarger™

Inflation Device



- Ergonomic handle design for quick and easy inflation control
- Glow-in-the-dark pressure gauge for viewing in low-light environments
- 20ml syringe and 30atm max pressure fit all your dilatation procedures



Lock



Release

ORDERING INFORMATION

REF	Volume(ml)	Pressure(atm/psi)	Stopcock
192030S	20	30/440	•
192030	20	30/440	
193030S	30	30/440	•
193030	30	30/440	

CE 1639

SealingPro™

Y Connector



Single Handed Double-Valve Design

- **Double-Valve design**
  Hemostatic Valve: push to open, release to close;
  Locking Valve: rotate to lock guidewire in place
- **10F Large lumen ensures smooth device delivery**
- **Dual-Lumen Type IV enables parallel access**
- **Short Type I maximizes device working length**

Hemostatic Valve



Step 1: Push to open

Step 2: Release to close

Optional: Push then rotate to maintain open

Locking Valve



Rotate to close and fix guidewire





Single Valve-Type I



Double Valve-Type II



Double Valve-Type IV (2-lumen)



Single Valve Short-Type I

ORDERING INFORMATION

REF	Y Connector			Inserter	Torque Device	Extension Tube	Type
	Length (mm)	I.D. (mm)	Quantity				
18821100	82	3.4(10F)	1	•	•		Single Valve-Type I
18821200	82	3.4(10F)	1	•	•	•	Single Valve-Type I
18891100	89	3.4(10F)	1	•	•		Double Valve-Type II
18891200	89	3.4(10F)	1	•	•	•	Double Valve-Type II
18992100	99	3.4(10F)	1	•	•		Double Valve-Type IV (2-lumen)
18992200	99	3.4(10F)	1	•	•	•	Double Valve-Type IV (2-lumen)
18471100	47	3.4(10F)	1	•	•	Integrated	Single Valve Short Type-I

*500 psi enables high pressure injection

CE 1639

6.5F SET

Hemostasis Introducer & Guiding Catheter



WHY CHOOSE APT 6.5F SET?

For complex PCI or CTO, 7F introducer sheath and guiding catheter are recommended via femoral artery. However, the 6.5F set provides an alternative solution to approach via radial and distal radial artery with larger inner lumen.

6.5F Hemostasis Introducer: Thin Wall Design

6.5F Braidin™ introducer sheath aims to combine with 6.5F guiding catheter. Its braided stainless steel structure provides a similar outer diameter to conventional 6F introducer sheath, yet with a 0.5F larger inner diameter.

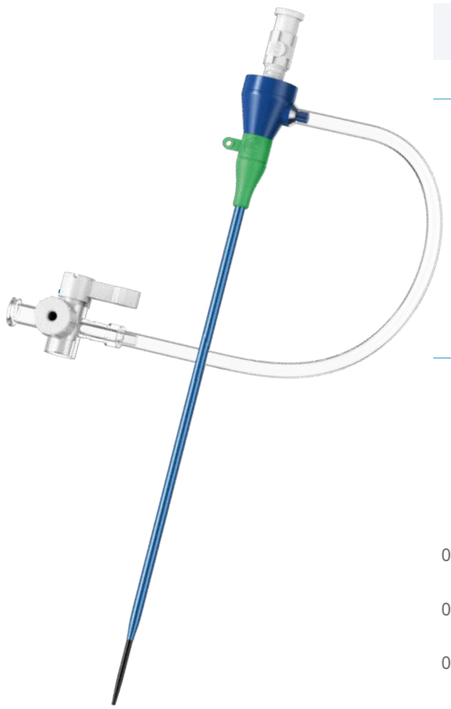

Similar Outer Diameter, Bigger Inner Lumen

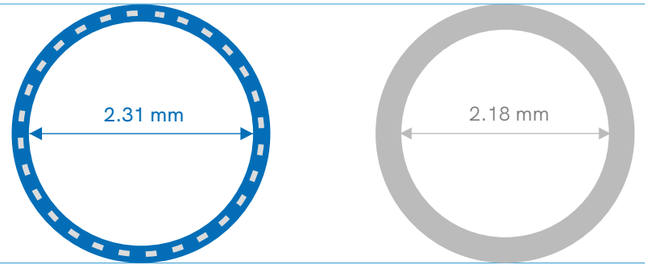

Braidin™ 6.5F | Conventional 6F

Comparison of hemostasis introducer wall

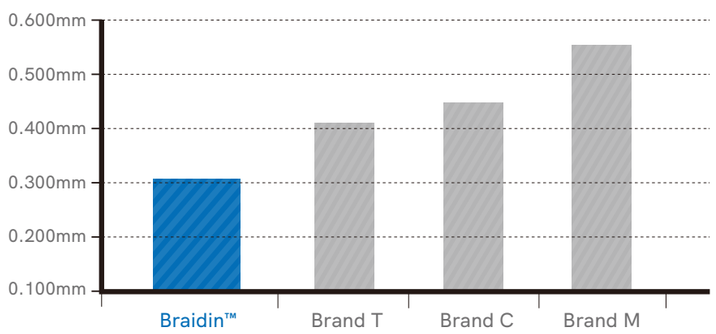

6.5F Guiding Catheter: 0.075” Large Lumen

6.5F March™ guiding catheter with 0.075” large lumen, comparing to 6F guiding catheters 0.071” inner diameter, the extra space in lumen makes the 6.5F March™ compatible with bigger and more devices. It also reduces the friction when passing multiple devices (i.e. Kissing Balloon Technique).

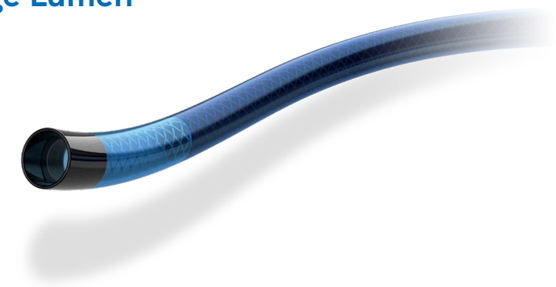

6.5F Set Gives You More

Half french larger with big difference for you and your patients



6.5F APT introducer and guiding catheter | 6F conventional introducer and guiding catheter

Optimized solution for transradial intervention

6.5F Set can be compatible with more interventional devices, including atherectomy with bigger rotablator, kissing technique with double balloon, meeting various clinical needs and challenges of complex lesions.

For Bifurcation	For CTO
Bifurcation Kissing Balloon • ≤ 4.0mm CONQUEROR™ NC balloon	Bigger Lumen • 2 Elong™ Microcatheter (2.6F+2.6F) • 1 IVUS+1 Elong™ Microcatheter (2.6F) • 1.75mm Burr