ENG-ECG-Holter-SE-3012-V1.0-20231008F ゴ妓新.pdf 1 2023/10/8 下午 04:05:18

Compact, Light & Waterproof

The Holter Recorder reaches protection grade up to IP22, intending to prevent unexpected damages from water or dust, which maximizes patients' freedom in their daily life and facilitates the cleaning and sterilization procedure in the hospital.



EDAN Holter Recorder is designed with low power consumption, which enables it to record as long as 8 days with a single piece of Li-ion battery.

SE-3012
Holter Analysis System

Recorder	SE-3012	12-channel / 3-channel Recorder
Software	Standard Functions	Dynamic Learning & Searching Function Auto Templates Classification Auto Event Recognition Lorenz Plot Histogram Waveform Superposition Heat Map ST Analysis Atrial Fibrillation Analysis Heart Rate Variability Analysis QT Analysis P Wave Analysis Pacemaker Analysis Page Scan
	Optional Functions	Waterfall Plot T-wave Alternans Analysis Vector ECG Functions Ventricular Late Potentials Analysis

About Edan

Edan is a healthcare company dedicated to improving the human condition around the world by delivering value-driven, innovative and high-quality medical products and services. For over 20 years, Edan has been pioneering a comprehensive line of medical solutions that address a broad range of healthcare practices including:

- Diagnostic ECG
- Patient Monitoring
- OB/GYN
- Ultrasound Imaging
- Point-of-Care Testing
- *In-Vitro* Diagnostics
- Veterinary

Healthcare professionals around the world depend on Edan's breakthrough medical technologies and outstanding customer support.

EDAN
A world of potential

Global Headquarters:
Edan Instruments, Inc. | 15 Jinhui Road, Pingshan District, Shenzhen
518122 P.R. China | +86.755.26898326 | www.edan.com | info@edan.com
U.S. and Canada inquiries:
EDAN Diagnostics, Inc. | 9918 Via Pasar, San Diego, CA 92126
+1.858.750.3066 | www.edandiagnostics.com | edan-info@edandiagnostics.com

© Edan Instruments, Inc. All rights reserved. Features and specifications are subject to change without prior notice.
No reproduction, copy or transmission may be made without written permission. Not all products or features are available in all countries, contact Edan for local availability.

ENG-ECG-Holter-SE-3012
V1.0-20231007

Work Smarter with Every Click

SE-3012

Holter System



EDAN
A world of potential

ENG-ECG-Holter-SE-3012-V1.0-20231008F 已校验.pdf 2 2023/10/8 下午 04:05:20

Let the software fit **your preference**

Quick switch through the customized toolbar

The top toolbar brings access to different function modules.
It can be customized by users based on their preference, bringing a user-defined workflow.

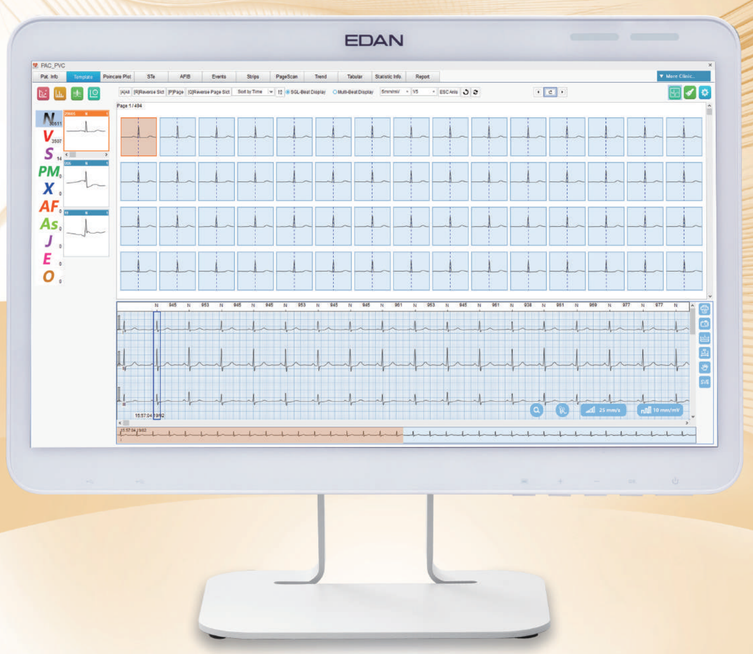

Speed, Accuracy & Usability



Efficiency in Templates Classification

Color coded templates labeling for quick recognition
Multilevel classification of QRS as sub-templates
Shortcut keys for fast labeling
Batch insert the tags of undetected heartbeats

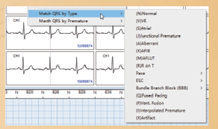

Dynamic Learning & Searching Engine

- **Match QRS by Type**

This function automatically categorizes QRS complex whose morphology features are similar with the one you confirmed.

- **Batch-delete Artifact**

By selecting a certain segment as artifact to delete, this function helps you to filter out all the artifacts similar with the chosen one.

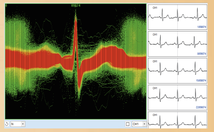

Waveform Superposition Heat Map

The Waveform Superposition Heat Map shows overlapping waveforms and exposes infrequent segments. This function delivers a quick reference to locate the distinct waveforms for you to review, making your practice more efficient.

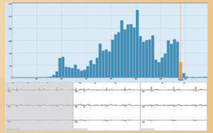

Histogram

A group of Interval Histogram provides an easy access to analyze all the heart beats with different intervals, which helps to quickly locate the infrequent segments and also provides a brief understanding of the patient cardiac condition.

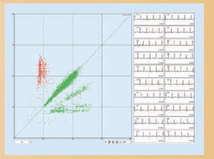

Lorenz Plots

The Lorenz Plots shows the R-R intervals in a visualized way to quickly indicate the nonhomogeneous beat-to-beat variability. You can also reversely select the distinct points to view the corresponding waveforms.

Sophisticated, Extensive **but Simple**

Automatic ST Evaluation & ST Reanalysis

The ST Elevation/Deviation can be automatically detected and presented in the ST Evaluation Chart, together with the ST color mapping.
Without interrupting any previous procedures, you can separately modify the J Point, ST Point and T Wave Offset by reanalyzing ST segment.



Automatic AFIB Segments Detection

The atrial fibrillation segments can be automatically detected and presented in the AFIB list, where you can quickly locate and check the distinct period of waveforms.
It also supports one-button operation to delete SVE in AFIB period.

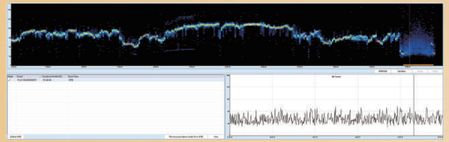

Interactive HRV Analysis

The HRV analysis module brings comprehensive information through Time-domain methods and Frequency-domain methods, presenting Histogram, Trend Graph, Evaluation Table and Spectrum.

