Transducers

C5-2XQ	C5-2Q	C5-1Q	L12-5Q
			
2 - 5 MHz Curved Array	**2 - 5 MHz** Curved Array	**1 - 5 MHz** Curved Array	**5 - 12 MHz** Linear Array

L12-5HQ	L12-5WQ	L17-7HQ	L17-7SQ
			
5 - 12 MHz Linear Array	**5 - 12 MHz** Linear Array	**7 - 17 MHz** High Frequency Linear Array	**7 - 17 MHz** High Frequency Compact Linear Array

MC8-4Q	MC9-3TQ	P5-1Q	P7-3Q
			
4 - 8 MHz Micro - Convex Array	**3 - 9 MHz** Micro - convex Array	**1 - 5 MHz** Phased Array	**3 - 7 MHz** Pediatric Phased Array

E10-3Q	E10-3HQ	E10-3BQ	ECL12-3Q
			
3 - 10 MHz Endocavity Curved Array	**3 - 10 MHz** Endocavity Curved Array	**3 - 10 MHz** Endocavity Curved Array	**3 - 12 MHz** Endocavity Bi-Plane Array

Lighten Your Vision Within a Touch

Acclarix™ AX2

Diagnostic Ultrasound System



EDAN
A world of potential

Global Headquarters:
Edan Instruments, Inc. | 15 Jinhui Road, Pingshan District, Shenzhen
518122 P.R. China | +86.755.26898326 | www.edan.com | info@edan.com

U.S. and Canada inquiries:
EDAN Diagnostics, Inc. | 9918 Via Pasar, San Diego, CA 92126
+1.858.750.3066 | www.edandiagnostics.com | edan-info@edandiagnostics.com

ENG-US-AX2
V1.2-20240705

© Edan Instruments, Inc. All rights reserved. Features and specifications are subject to change without prior notice.
No reproduction, copy or transmission may be made without written permission. Not all products or features are available in all countries, contact Edan for local availability.

EDAN



The Masterpiece for POC

Redefining innovation through value and performance

Compact with a 4.5kg lightweight magnesium alloy body, the remarkable Acclarix AX2 Compact Ultrasound System delivers a surprising combination of features to meet the demands of point-of-care imaging. The Acclarix AX2 has been design from the relentless focus on delivering uncompromising performance at a cost-effect price to each sonographer.

- Definitive Imaging
- Distinctive Design
- Intelligent Workflow
- Intrinsic Quality

The Virtue of Value

Born of a vision to deliver meaningful design innovations that benefit the user, the Acclarix AX2 featuresa host of design breakthroughs that make day-to-day operation in point-of-care environments easy, fast and intuitive. The result is an elegant simplicity where form and function meet at the tips of your fingers.The Acclarix AX2 delivers unmatched value and performance across a broad range of applications.

- Abdomen
- Vascular
- Cardiac Screening
- MSK
- Small Parts
- Nerve
- OB/GYN
- Breast

Stunning Clarity

Compacted with innovative Edan TAI technology and multiple imaging processing technologies, Acclarix AX2 could perfectly display ultrasound image in different modes, assisting sonographer to make more precise diagnosis.

- High fidelity, high-channel count architecture results in superb detail resolution, particularly at depth
- Tissue Adaptive Imaging (TAI) continuously and automatically optimizes imaging allowing more focus on the patient
  - In B-mode, TAI fine tunes multiple parameters to provide the best possible image quality
  - In Doppler, TAI automatically adjusts for flow state providing improved continuity, border detection and fill-in

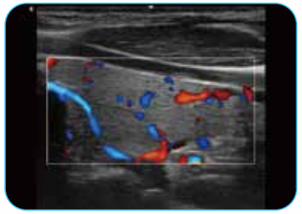

Thyroid

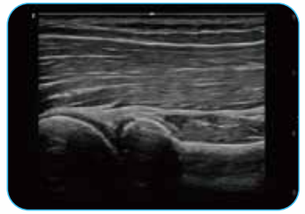

MSK



Fetal Heart

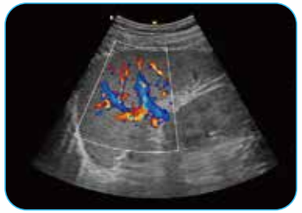

Color Doppler Spleen

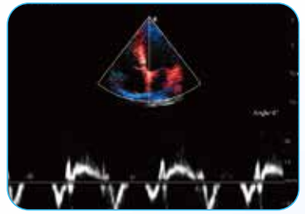

TVD

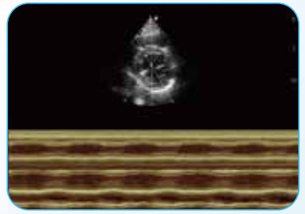

Anatomic M

Distinctive Design



Ultimate lightweight experience with magnesium alloy body



Unique dual-batteries design support ultra-long continuous scanning more than two hours



Ergonomics trolley system with semi-automatic lifting



Customizable touch screen to personalize your user interface