

SURTEX
INSTRUMENTS

Crafted to Excellence

Oral, Maxillofacial and ENT Instruments ▪ Oral, MKG und HNO Instrumente ▪ Instrumentos orales, maxilofaciales y ORL

Instruments de Oraux, Maxillo et ORL ▪ Strumenti Orali, Maxillo-Facciale e ORL

Oral, Maxillofacial and ENT Instruments Catalogue

SURTEX INSTRUMENTS

Crafted to Excellence

SURTEX INSTRUMENTS

Oral, Maxillofacial and ENT Instruments ▪ Oral, MKG und HNO Instrumente ▪ Instrumentos orales, maxilofaciales y ORL

Instruments de Oraux, Maxillo et ORL ▪ Strumenti Orali, Maxillo-Facciale e ORL

SURTEX
INSTRUMENTS
Crafted to Excellence

INTRODUCTION TO THE CATALOGUE

Thank you for your interest in Surtex Oral, Maxillofacial and ENT Instruments. We remain committed to providing the highest quality products and customer service.

In this special catalogue you will find a comprehensive range of Oral, Maxillofacial and ENT Instruments, which have been developed following detailed consultation with leading Oral, Maxillofacial and ENT surgeons. These instruments in conjunction with Surtex General Instruments provides complete solution for oral, maxillofacial, otology, rhinology, rhinoplasty, tonsillectomy and tracheotomy surgeries.

We appreciate your patronage and look forward to a successful relationship with you.

ABOUT SURTEX INSTRUMENTS

Surtex Instruments is a privately owned medical technology company dedicated to innovation and excellence in crafting of surgical instruments. The company started as a specialist in reconstructive surgery instruments and based on its success and innovative drive gradually expanded to cover a vast range of surgical instruments.

We now manufacture over 8,000 surgical instruments and offer innovative solutions in trauma, gynecology, cardiovascular, microsurgery and dental surgery. All our products are available to view online where you can download our entire range of catalogues or request a printed version.

SURTEX QUALITY STANDARDS

In European Union medical devices are subject to a series of uniform laws and the EC directive places rigid demands on surgical instruments. Surtex Instruments is proud to claim that we have always surpassed the legal requirements to ensure that each instrument reaching the surgeons hand is indeed a testament to surgical craftsmanship.

We are BS EN ISO 13485:2016 (SGS UK) certified and CE approved to ensure compliance with the standards defined in line with medical devices directive 93/42/EEC.



WHY IS SURTEX FOCUSED ON INSTRUMENTS QUALITY?

Surgeons are highly talented and skilled individuals. They operate under significant time constraints and are required to make split second decisions while performing complex operations. At Surtex we understand that in such a scenario the surgeon requires tools that are not just fit for the purpose but are reliable, dependable and crafted by a company that has a track record for relentless pursuit for excellence in the making of surgical instruments.



AFFORDABLE QUALITY

Surgical instruments represent a significant proportion of hospital's total assets. Hospitals and health centers are often required to minimize costs of surgical instruments without impacting quality or patient's health. Decision makers tend to respond via group purchasing contracts & multiple quotes to shop around for the lowest price. However this approach has significant drawbacks as numerous instrument companies have focused towards competing on price alone with a disregard towards instruments quality while claiming their instruments to be guaranteed and free of defect.

The outcome for the buyer being a perceived notion of a quality instrument, which is actually little more than a knock-off and delivers only poor value for money.

At **Surtex Instruments** our success has been based on helping customers navigate successfully through the insrument procurement process by identifying real value for money through fair comparison. We believe that quality should be affordable and you should not pay too much for over priced brands and neither should you pay too much for a low quality instrument.

LIFE TIME WARRANTY

We encourage our customers to calculate lifetime costs prior to making purchase decisions and investing in surgical instruments.

Surtex Instruments are guaranteed for life* against manufacturing defects of material and workmanship. This means we will repair or replace free of charge any surgical instrument that does not meet its functional requirements when used for its intended purpose and maintained properly.

ISO 13485 SYSTEM CERTIFICATION SGS
UKAS MANAGEMENT SYSTEMS 0005
UK CA
CE
A member of the ABHI
ABHI Health Tech For Life
Association of British HealthTech Industries

*Conditions apply.

OUR PRODUCT BRANDS

Introducing the INFINEX™ line by Surtex Instruments: a new era in surgical precision. Crafted by experts using advanced, computer-controlled techniques, our specialized instruments for cardiovascular, neuro, micro, and plastic surgeries set a new standard in excellence. The INFINEX™ Micro Needle Holders and Forceps are engineered in both stainless steel and titanium, featuring our exclusive Magna™ needle grip. This technology ensures a stable, rotation-free hold, giving surgeons maximum control during suturing and tissue handling. Our unique needleholder twisted boxlock design minimizes the risk of suture snagging.Our microscissors are precision-made from the finest surgical-grade stainless steel. Each pair is meticulously hand-ground to ensure sharp, smooth cuts on the most delicate vascular and tissue structures.The titanium range of our collection is about 50% lighter than traditional stainless steel, significantly reducing surgeon fatigue during lengthy procedures. These instruments are atraumatic, antimagnetic, and as easy to maintain as stainless steel. For quick recognition, all our titanium tools are distinctively anodized in blue.

Introducing the MAGNA™ coated instruments from the prestigious INFINEX Line - the pinnacle of surgical precision and mastery. This advanced coating envelops tips and jaws with an ultra-hard, textured layer of tungsten carbide particles, creating an almost diamond-like finish that enhances grip and durability. MAGNA coated instruments provide definite control without trauma to tissue or damage to needles during delicate cardiovascular, neurological, plastic and microsurgeries, empowering surgeons with uncompromising performance. Experience unparalleled longevity as the MAGNA coating withstands repeated sterilizations. Elevate your surgical outcomes with the exceptional MAGNA coating's unique properties.

SUPEREDGE™ Scissors Discover the cutting-edge precision of Surtex's SUPEREDGE™ scissors, meticulously crafted for the discerning surgeon. With micro-serrated blades that securely grip tissues and prevent slippage, and an ultra-sharp edge for clean, atraumatic cuts, these scissors are designed to enhance surgical performance, reduce procedure time, and minimize tissue trauma. Elevate your surgical efficiency with the premium choice in surgical excellence, easily identified by distinctive black ring handles.

ULTRACUT™ Instruments Experience the high-performance tungsten carbide (TC) inserts of ULTRACUT instruments, providing unmatched longevity and precision. These instruments maintain their sharp edge through extensive use, dramatically reducing the need for frequent sharpening. Perform clean, precise actions with minimal effort, which minimize tissue trauma and accelerate healing. Boasting superior corrosion resistance, ULTRACUT ensures durability even in rigorous sterilization environments, optimizing surgical outcomes and reducing operational costs. Identify these premium tools by their distinctive gold handles.

XTS CUT™ Scissors Experience unmatched precision and durability with XTS CUT scissors from Surtex, the pinnacle of our surgical instrument innovation. By integrating features from our leading SUPEREDGE™ and ULTRACUT™ technologies, these scissors offer the ultimate in surgical precision. The dual-colored handles, one black and one gold, symbolize the fusion of micro-serrated blades for secure tissue grip and tungsten carbide inserts for lasting sharpness. Perfect for surgeons aiming to reduce procedure time and enhance tissue recovery, XTS CUT is your top choice for reliability and performance in demanding surgical environments.

ULTRAGRIP™ Instruments Appreciate ULTRAGRIP's precision, meticulously engineered for surgical excellence. Each jaw insert is crafted from tough, wear-resistant tungsten carbide, providing a precise, sharp, and well-defined point for superior gripping properties. Enhanced by diamond-lapping on the reverse side to a specific thickness, this process ensures a clean, flat surface ideal for precise brazing. Throughout the rigorous stages of production, meticulous care ensures the highest quality, providing surgeons with unmatched reliability and performance. Trust ULTRAGRIP for defining precision in every procedure, easily recognized by its distinctive gold handles.

CURRENT REFERENCE STANDARDS FOR SURTEX PRODUCTS

Standard / Regulation	Details of Standard / Regulation	Date of Issue
REGULATION (EU) 2017/745	REGULATION (EU) 2017/745 OF THE EUROPEAN PARLIAMENT AND OF THE COUNCIL of 5 April 2017 on medical devices, amending Directive 2001/83/EC, Regulation (EC) No 178/2002 and Regulation (EC) No 1223/2009 and repealing Council Directives 90/385/EEC and 93/42/EEC	05-05-2017
EN ISO 13485:2016+A11	Medical devices; Quality management systems - Requirements for regulatory purposes	2021-09
EN ISO 14971	Medical devices - Application of risk management to medical devices	2019-12
ISO 7153-1	Surgical instruments - Materials Metals	2016-10
BS EN 10088-1	Stainless steels List of stainless steels	2014-10
ISO 15223-1	Medical devices Symbols to be used with information to be supplied by the manufacturer Part 1: General requirements	2021-07
BS EN ISO 10993-1	Biological evaluation of medical devices Evaluation and testing within a risk management process	2020-12
ISO 10993-5	Biological evaluation of medical devices Part 5: Tests for in vitro cytotoxicity	2009-06
BS EN ISO 10993-10	Biological evaluation of medical devices Tests for skin sensitization	2023-02
BS EN ISO 10993-18:2020+A1	Biological evaluation of medical devices Chemical characterization of medical device materials within a risk management process	2023-07
BS EN ISO 13402	Surgical and dental hand instruments. Determination of resistance against autoclaving, corrosion and thermal exposure	2001-03
ISO 17664-1	Processing of health care products Information to be provided by the medical device manufacturer for the processing of medical devices Part 1: Critical and semi-critical medical devices	2021-07
ISO 17665-1	Sterilization of health care products Moist heat Part 1: Requirements for the development, validation and routine control of a sterilization process for medical devices	2006-08
ISO 20417	Medical devices. Information to be supplied by the manufacturer	2021-12
IEC 62366-1	Medical devices - Part 1: Application of usability engineering to medical devices	2015-02
ISO 7151	Surgical instruments Non-cutting, articulated instruments - General requirements and test methods	1988-12
BS EN ISO 9173-1	Dentistry. Extraction forceps General requirements	2016-12
ISO 7741	Instruments for surgery Scissors and shears - General requirements and test methods	1986-02

TABLE OF CONTENTS

Oral Maxillo-Facial Surgery	1 - 40
Otology Instruments	41 - 96
Rhinology Instruments	97 - 170
Tonsillectomy, Laryngo-Bronchoscopy	171 - 196
Tracheostomy Instruments	197 - 203



SURTEX
INSTRUMENTS
Crafted to Excellence

OM

ORAL MAXILLO-FACIAL SURGERY

Mund-, Kiefer- und Gesichtschirurgie

Cirugía oral y maxilofacial

Chirurgie buccale et maxillo-faciale

Chirurgia maxillo-facciale

Finger Protectors, Mouth Gag
Finger-Protektoren, Mund-Gags
Protectores de dedo, Mordaza De la Boca
Protections de doigt, Bâillon De Bouche
Protezioni Finger, Bocca Bavaglio



OM-011-01
Adams Napkin Holder
Consisting of Chain and
Two Crocodile Forcep



Langenbeck Finger Protector

OM-015-01
Ø 18.0 mm

OM-015-02
Ø 21.0 mm

OM-015-03
Ø 22.0 mm



OM-018-10
Maunder Mouth Gag
Wood



OM-030-13
Heister Mouth Gag
Overall Length 13 cm (5")



OM-032-11
Obwegeser Mouth Gag
Overall Length 11 cm (4 ¼")

Mouth Gag
Mund-Gags
Mordaza De la Boca
Bâillon De Bouche
Bocca Bavaglio



OM-035-11
11 cm (4 ¼")

OM-035-14
13 cm (5")

Molt Mouth Gag



OM-039-12
Denhart Mouth Gag
16.0 mm
Overall Length 13 cm (5")

Mouth Gag
Mund-Gags
Mordaza De la Boca
Bâillon De Bouche
Bocca Bavaglio



Roser-Koenig Mouth Gag

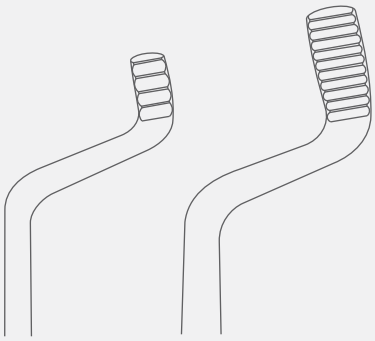

OM-041-16
16 cm (6 ¼")

OM-041-20
20 cm (8")



Fergusson-Ackland Mouth Gag

OM-043-18
14.5 cm (5 ¾")

OM-043-20
18 cm (7")

Mouth Gag
Mund-Gags
Mordaza De la Boca
Bâillon De Bouche
Bocca Bavaglio



Jennings Mouth Gag

OM-047-09
10.5 cm (4")

OM-047-11
12.5 cm (5")

OM-047-13
14.5 cm (5 ¾")

OM-047-15
16.5 cm (6 ½")



Whitehead Mouth Gag
Without Tongue Depressor Ratchet

OM-049-11
11 cm (4 ¼")

OM-049-13
13 cm (5")

OM-049-15
15 cm (6")



OM-051-13
Whitehead Mouth Gag
With Ratchet for Tongue Depressors
Overall Length 13 cm (5")



OM-058-00
Negus Chest Support For Mouth Gag
Overall Length 20 cm (8")

Mouth Gag
Mund-Gags
Mordaza De la Boca
Bâillon De Bouche
Bocca Bavaglio



OM-060-00
Kilner-Doughty Mouth Gag
Complete
With 3 Tongue Depressors



OM-061-00
Kilner-Doughty Mouth Gag
Frame Only
Overall Length 14.5 cm (5 ¾")



OM-063-01
70 x 29 mm

OM-063-02
80 x 34 mm

OM-063-03
85 x 38 mm

Kilner-Doughty Tongue Depressor
Fenestrated Blade for Suction
Overall Length 13.5 cm (5 ¼")



OM-065-01
28 x 66 mm

OM-065-02
32 x 75 mm

OM-065-03
34 x 83 mm

OM-065-04
37 x 93 mm

OM-065-05
38 x 100 mm

Doughty Tongue Depressor
Overall Length 13.5 cm (5 ¼")

Mouth Gag
Mund-Gags
Mordaza De la Boca
Bâillon De Bouche
Bocca Bavaglio



OM-070-00
Davis-Boyle Mouth Gag Complete
With 5 Tongue Depressors
Ref:- OM-073-01 to OM-073-05



Davis-Boyle Mouth Gag
Frame Only

OM-071-00
Adult

OM-071-01
Child



Davis-Boyle Tongue Depressor
With Fixed Suction Tube
Overall Length 13.5 cm (5 ¼")



OM-073-01
110 x 26 mm

OM-073-02
95 x 25 mm

OM-073-03
80 x 24 mm

OM-073-04
65 x 23 mm



OM-073-05
Davis-Boyle Tongue Depressor
Without Suction Tube, 30 x 20 mm
Overall Length 13 cm (5")

Mouth Gag
Mund-Gags
Mordaza De la Boca
Bâillon De Bouche
Bocca Bavaglio



OM-080-00
Complete

OM-081-00
Frame Only

McIvor Mouth Gag
With 3 Tongue Depressors
Ref: OM-083-01 to OM-083-03
Overall Length 15 cm (6")



OM-083-01
100 x 26 mm

OM-083-02
85 x 25 mm

OM-083-03
75 x 23 mm

McIvor Tongue Depressor Blade
Overall Length 13.5 cm (5 ¼")



OM-090-00
Complete

OM-091-00
Frame Only

Dingmann Mouth Gag
With 3 Tongue Depressors
Ref: OM-093-01 to OM-093-03
Overall Length 14.5 cm (5 ¾")



OM-093-01
65 x 26 mm

OM-093-02
70 x 29 mm

OM-093-03
80 x 32 mm

Dingmann Tongue Depressor Blade
Overall Length 13.5 cm (5 ¼")

Mouth Gag
Mund-Gags
Mordaza De la Boca
Bâillon De Bouche
Bocca Bavaglio





OM-097-01
70 x 20 mm

OM-097-02
80 x 30 mm

OM-097-03
95 x 35 mm

Negus Tongue Depressor
Overall Length 13.5 cm (5 ¼")



OM-099-01
18 x 55 mm

OM-099-02
22 x 65 mm

OM-099-03
25 x 75 mm

OM-099-04
28 x 65 mm

OM-099-05
32 x 75 mm

OM-099-06
37 x 80 mm

OM-099-07
40 x 90 mm

OM-099-08
45 x 100 mm

Russel-Davis Tongue Depressor
Overall Length 13.5 cm (5 ¼")

Lip and Cheek Retractors
Lippen-und Wangenhalter
Labios y Mejillas Retractores
Lèvres et jugaux
Labbra e guance Divaricatori

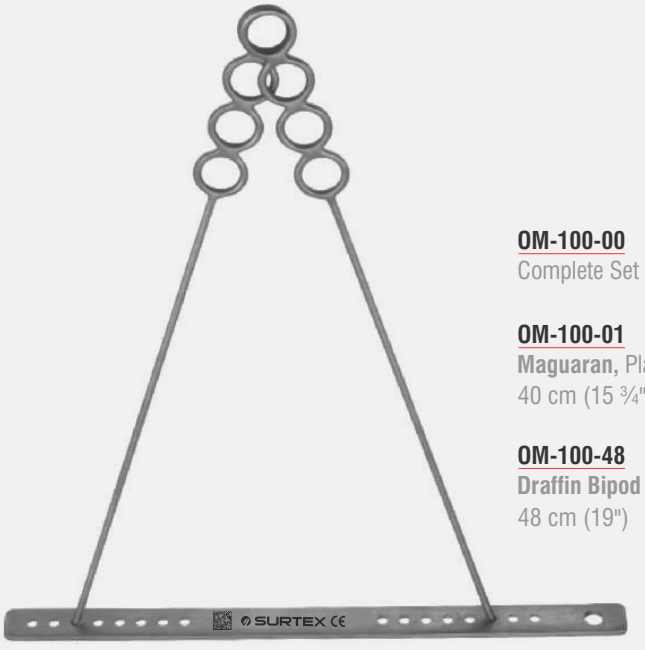

Draffin Bipod Complete
Standard, With 2 Draffin Bipod Rod Ref:- OM-100-48

OM-100-00
Complete Set

OM-100-01
Maguaran, Plate For Holding Draffin Bipod
40 cm (15 ¾")

OM-100-48
Draffin Bipod Rod, With 4 Rings for Varying Height
48 cm (19")



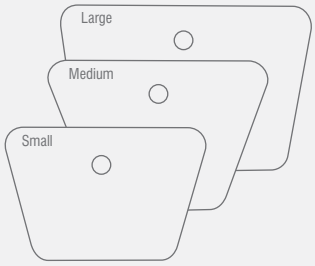

McKesson Mouth Prop

OM-110-01
Small

OM-110-02
Medium

OM-110-03
Large

Lip and Cheek Retractors
Lippen-und Wangenhalter
Labios y Mejillas Retractores
Lèvres et jugaux
Labbra e guance Divaricatori



OM-121-11
Martin-Simplex Lip and Cheek Retractor
Overall Length 10 cm (4")



OM-123-12
Obwegeser Lip and Cheek Retractor
Overall Length 12 cm (4 ¾")



OM-127-13
Bishop Lip and Cheek Retractor
27.0 mm
Overall Length 13.5 cm (5 ¼")



OM-131-15
Cawood-Minnesota Cheek Retractor
20 mm
Overall Length 15 cm (6")



OM-135-14
Minnesota Cheek Retractor
Overall Length 14.5 cm (5 ¾")



OM-141-15
Hartmann Tongue Depressor
72 x 23 mm
Overall Length 15 cm (6")

Tongue Depressors
Zungesenker
Bajalenguas
Abaisse-langue
Abbassalingua

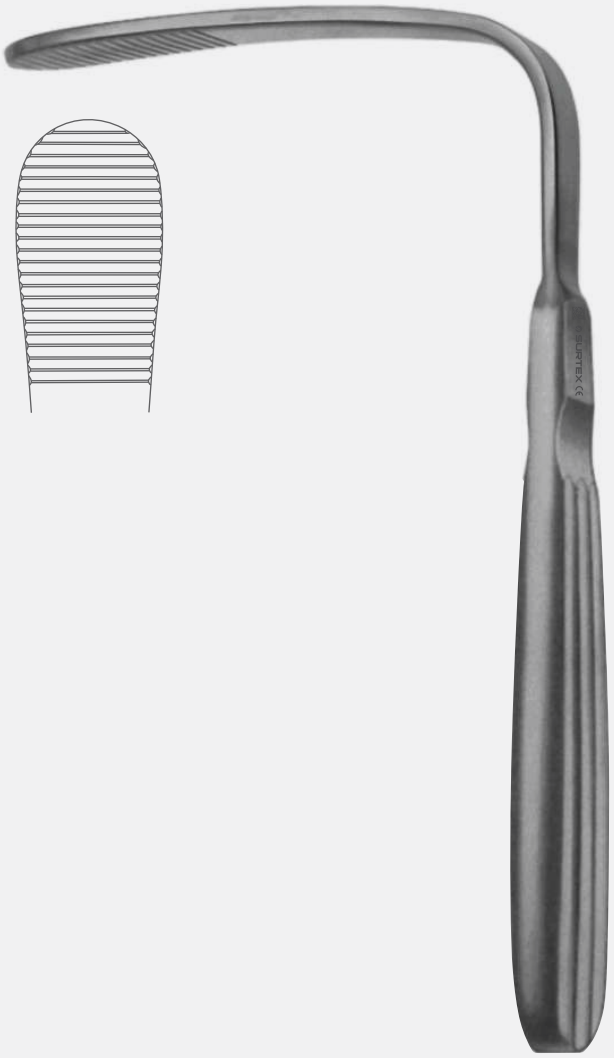

OM-143-15
Tobold Tongue Depressor
88 x 25 mm
Overall Length 15 cm (6”)



OM-145-14
Andrew Tongue Depressor
Overall Length 14.5 cm (5 ¾”)

Tongue Depressors
Zungesenker
Bajalenguas
Abaisse-langue
Abbassalingua



Wieder Tongue Depressor

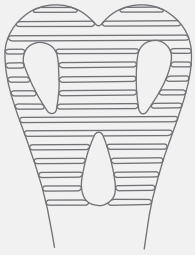

OM-147-01
36 mm
14 cm (5 ½")

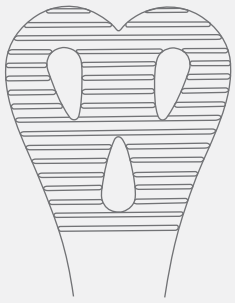

OM-147-02
43 mm
15 cm (6")



OM-151-14
Standard Tongue Depressor
Overall Length 14.5 cm (5 ¾")



OM-153-15
Koenig Tongue Depressor
Overall Length 15 cm (6")



OM-155-17
Mayo Tongue Depressor
Overall Length 17 cm (6 ¾")



OM-159-19
Bruenings Tongue Depressor
19 mm - 15 mm
Overall Length 19 cm (7 ½")

Tongue Holding Forceps
Zungehaltezangen
Pinza tira-lengua
Pinces tire-langue
Pinze per lingua



OM-170-17
Collin Tongue Holding Forcep
Overall Length 17 cm (6 ¾")



OM-173-17
Young Tongue Holding Forcep
Overall Length 15 cm (6")

Oral Retractors
Orale Wundhaken
Separadores orales
Rétracteurs orales
Divaricatori orali



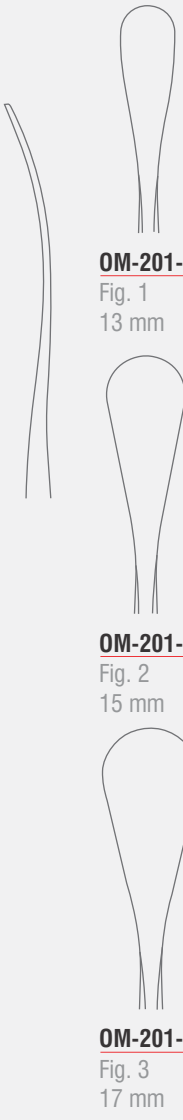

OM-201-01
Fig. 1
13 mm

OM-201-02
Fig. 2
15 mm

OM-201-03
Fig. 3
17 mm

Henahan Retractor
Overall Length 18 cm (7")



OM-249-12
12 mm

OM-249-17
17 mm

Awty Osteotomy Retractor
Overall Length 23 cm (9")



OM-251-24
Sigmoid Notch Extra Oral Retractor
Concave Blade Full Bent Tip
9.5 mm x 16 mm
Overall Length 22 cm (8 ¾")

Oral Retractors
Orale Wundhaken
Separadores orales
Rétracteurs orales
Divaricatori orali



OM-255-24
Petri Intra Oral Retractor
For LeFort Osteotomies, 25.5 mm
Overall Length 23 cm (9")



Bauer Intra Oral Retractor
Overall Length 21 cm (8 ¼")

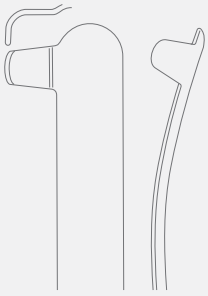

OM-259-21
Left

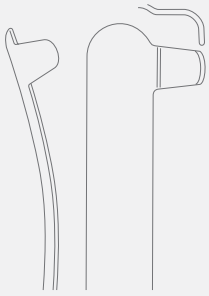

OM-261-21
Right



OM-265-25
Levasseur-Merrill Intra Oral Retractor
Overall Length 25 cm (9 ¾")

Soft Tissue Retractors
Weichteilhaken
Separadores de tejidos blandos
Rétracteurs des tissus mous
Divaricatori tessuti molli



OM-271-16 5 x 16 mm
OM-271-25 7 x 25 mm
OM-271-35 10 x 35 mm
OM-271-42 10 x 42 mm
OM-271-55 12 x 55 mm
OM-271-70 14 x 70 mm
OM-271-80 16 x 80 mm

Obwegeser Soft Tissue Retractor
Bent Upwards
Overall Length 24 cm (9 ½")



OM-273-16 5 x 16 mm
OM-273-25 7 x 25 mm
OM-273-35 10 x 35 mm
OM-273-42 10 x 42 mm
OM-273-55 12 x 55 mm
OM-273-70 14 x 70 mm
OM-273-80 16 x 80 mm

Obwegeser Soft Tissue Retractor
Bent Downwards
Overall Length 24 cm (9 ½")

Soft Tissue Retractors
Weichteilhaken
Separadores de tejidos blandos
Rétracteurs des tissus mous
Divaricatori tessuti molli

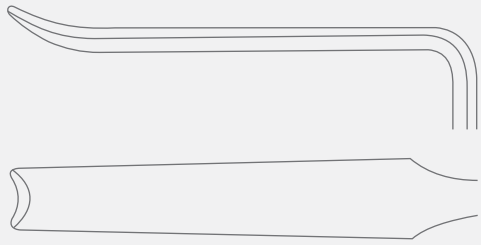



OM-275-43
11 x 43 mm



OM-275-57
11 x 57 mm



OM-275-83
16 x 83 mm



Obwegeser Soft Tissue Retractor
Bent Upwards
Overall Length 21.5 cm (8 ½")



OM-279-30
12 x 30 mm

OM-279-45
12 x 45 mm

OM-279-60
12 x 60 mm

Obwegeser Soft Tissue Retractor
Overall Length 21 cm (8 ¼")

Oral Retractors
Orale Wundhaken
Separadores orales
Rétracteurs orales
Divaricatori orali



Obwegeser Ramus Retractor
Overall Length 24.5 cm (9 ¾")



OM-281-22
15 x 70 mm

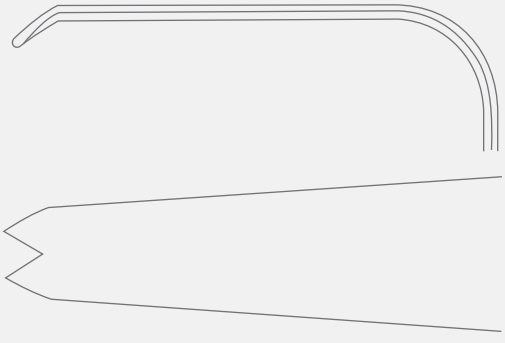

OM-283-22
22 x 70 mm

Oral Retractors
Orale Wundhaken
Separadores orales
Rétracteurs orales
Divaricatori orali



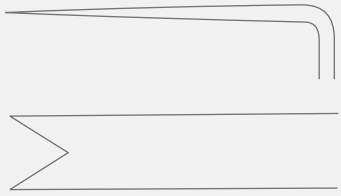

OM-287-22
10 x 45 mm



OM-289-22
10 x 72 mm

Obwegeser Ramus Retractor (Nasal Spine Retractor)
Overall Length 22 cm (8 ¾")

Oral Retractors
Orale Wundhaken
Separadores orales
Rétracteurs orales
Divaricatori orali





OM-291-01
Right

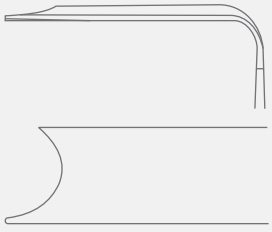

OM-291-02
Left

Steinhauser Zygomatic Retractor
Overall Length 24 cm (9 ½")



OM-301-16
Obwegeser Chin Retractor
Overall Length 16.5 cm (6 ½")

Oral Retractors
Orale Wundhaken
Separadores orales
Rétracteurs orales
Divaricatori orali



OM-305-08
8.0 mm

OM-305-10
10.0 mm

Obwegeser Channel Retractor
Overall Length 17 cm (6 ¾")



Hargis Medial Ramus Retractor
Overall Length 19.5 cm (7 ¾")

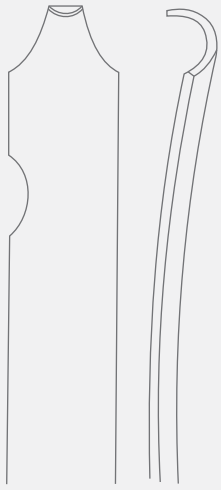

OM-315-01
Left

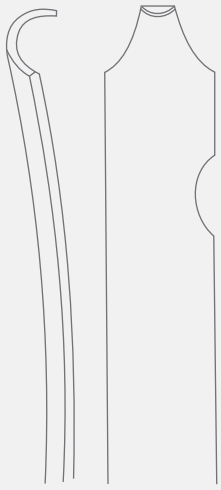

OM-315-02
Right

Oral Retractors, Periosteal Elevator
Orale Wundhaken, Raspatorium
Separadores orales, Elevador perióstico
Rétracteurs orales, Ascenseur périostée
Divaricatori orali, Scollaperiostio



OM-319-18
Hargis Mandibular Body Retractor
Overall Length 18 cm (7")



OM-331-19
Hargis Anterior Border Stripper
Overall Length 19 cm (7 ½")





OM-333-06
Right
6.5 mm

OM-333-09
Right
9.0 mm



OM-335-06
Left
6.5 mm

OM-335-09
Left
9.0 mm

Hargis Periosteal Elevator
Overall Length 23 cm (9")

Periosteal Elevator
Raspatorium
Elevador perióstico
Ascenseur périostée
Scollaperiostio



OM-337-18
Hargis Periform Rim Retractor
Overall Length 18.5 cm (7 ¼")



OM-339-22
Hargis Pterygoid Osteotome
Overall Length 22 cm (8 ¾")



OM-341-19
Hargis Bone Holding Forcep
With Chain
Overall Length 19 cm (7¾")

Periosteal Elevator
Raspatorium
Elevador perióstico
Ascenseur périostée
Scollaperiostio



OM-349-15
Pitanguy-Small-Flap-Demarcator
Overall Length 15 cm (6")



Obwegeser Periosteal Elevator
Overall Length 17.5 cm (7")



OM-361-04
4.0 mm



OM-361-06
6.0 mm



OM-361-07
7.0 mm



OM-361-09
9.0 mm



OM-361-11
11.0 mm

Ramus Separator
Spreizzange
Pinza para separar la rama
Pince pour séparer ramus
Pinza per separare il ramo



OM-381-21
Obwegeser Elevator
Fig. 1
Overall Length 20.5 cm (8")



OM-383-21
Obwegeser Elevator
Fig. 2
Overall Length 20.5 cm (8")



Obwegeser J-Stripper
Overall Length 20.5 cm (8")



OM-401-05
5.0 mm



OM-401-07
7.0 mm

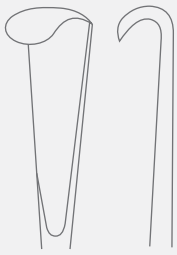

OM-401-09
9.0 mm

Ramus Pusher, Steinhauser Reposition Instrument
Knopfsonden, Hohlsonden
Sondas abotonadas, Sondas acanaladas
Sondes boutonnées, Sondes cannelées
Sonde a bottone, Sonde cannellate



OM-405-01
Fig. 1
7.5 mm



OM-405-02
Fig. 2
11 mm

Obwegeser Ramus Stripper
Overall Length 17.5 cm (7")



OM-415-24
Terry Ramus Pusher
Overall Length 24 cm (9 ½")



OM-421-18
Steinhauser Reposition Instrument
Overall Length 18 cm (7")

Sinus Lift Curettes
Sinus Lift Küretten
Curetas Sinus Lift
Curettes Sinus Lift
Curette rialzo del seno



Sinus Lift Curette



OM-451-01
Fig. 1
2.6 mm - 2.6 mm
18 cm (7")



OM-453-02
Fig. 2
2.6 mm - 2.6 mm
17.5 cm (7")



OM-455-03
Fig. 3
4.1 mm - 4.1 mm
18 cm (7")



OM-457-04
Fig. 4
4.1 mm - 4.1 mm
18.5 cm (7 ¼")



OM-459-05
Fig. 5
6.7 mm - 6.7 mm
18.5 cm (7 ¼")



OM-461-06
Fig. 6
6.7 mm - 6.7 mm
19 cm (7 ½")



OM-463-07
Fig. 7
2.8 mm - 6.2 mm
16 cm (6 ¼")



OM-465-08
Fig. 8
2.8 mm - 6.2 mm
16 cm (6 ¼")



OM-467-09
Fig. 9
3.1 mm - 3.1 mm
16 cm (6 ¼")



OM-469-10
Fig. 10
5.6 mm - 5.6 mm
16 cm (6 ¼")

Maxillary Awls
Unterkieferahlen
Leznas Maxilares
Alênes maxillaires
Punteruoli mascellari







OM-501-15
15 cm (6")

OM-501-17
17.5 cm (7")

Obwegeser Maxillary Awl





OM-503-24
Obwegeser Zygomatic Arch Awl
Overall Length 24 cm (9 ½")



OM-507-18
Obwegeser Maxillary Awl
Overall Length 18 cm (7")

Wire Loop Forcep, Ramus Separator
Knopfsonden, Hohlsonden
Sondas abotonadas, Sondas acanaladas
Sondes boutonnées, Sondes cannelées
Sonde a bottone, Sonde cannellate



OM-540-15
Obwegeser Wire Loop Forcep
Overall Length 15 cm (6")



OM-550-20
Smith Ramus Separator
Overall Length 23.5 cm (9 ¼")

Disimpaction Forcep
Repositionszangen
Pinzas para reposición
Pinces de reposition
pinze per riduzione



Smith Sagittal Split Separator
Overall Length 18.5 cm (7 ¼")



OM-554-01
Right



OM-554-02
Left



Rowe Disimpaction Forcep



OM-570-01
Left
22.5 cm (8 ¾")

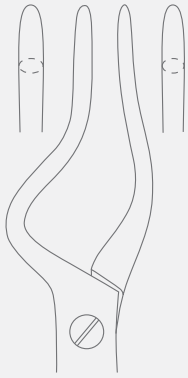

OM-570-02
Right
22.5 cm (8 ¾")

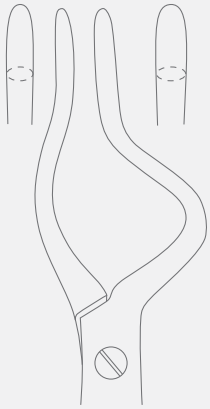

OM-570-03
Left
24 cm (9 ¼")

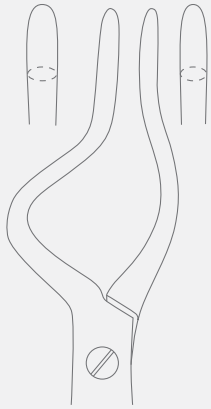

OM-570-04
Right
24 cm (9 ¼")

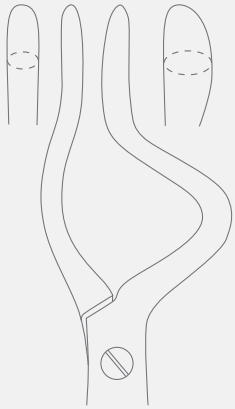

OM-570-05
Left
24.5 cm (9 ¼")

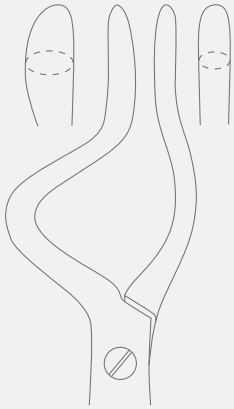

OM-570-06
Right
24.5 cm (9 ¼")

Zygoma Elevators
Zygoma-Elevatorien
Elevadores, cigomáticos
Elévateurs zygommatiques
Elevatori per zigomo



OM-601-21
Gillies Zygoma Elevator
Overall Length 20 cm (8")



OM-602-21
Dingmann Zygoma Elevator
Ø 5.0 mm
Overall Length 21 cm (8 ¼")



OM-605-21
Rowe Zygoma Elevator
Overall Length 21.5 cm (8 ½")



OM-607-19
Boise Nasal Fracture Elevator
Overall Length 19.5 cm (7 ¾")

Osteotomes
Osteotome
Osteótomos
Ostéotomes
Osteotomi



Dingmann Bone Hook
Overall Length 20 cm (8")

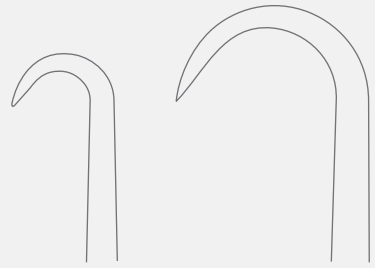

OM-613-10
10.0 mm

OM-615-20
20.0 mm



Bauer Osteotome
Overall Length 20.5 cm (8")

OM-620-06
Straight
6.0 mm

OM-620-08
Straight
8.0 mm



Bauer Osteotome
Overall Length 20.5 cm (8")

OM-621-06
Curved
6.0 mm

OM-621-08
Curved
8.0 mm

Osteotomes
Osteotome
Osteótomos
Ostéotomes
Osteotomi



OM-623-08
Epker-Bauer Osteotome
Curved, 8.0 mm
Overall Length 17.5 cm (7")



Dautrey-Munro Osteotome
Overall Length 16 cm (6 ¼")

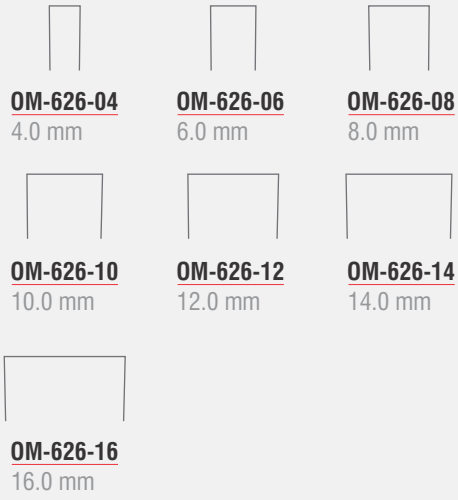

OM-626-04
4.0 mm

OM-626-06
6.0 mm

OM-626-08
8.0 mm

OM-626-10
10.0 mm

OM-626-12
12.0 mm

OM-626-14
14.0 mm

OM-626-16
16.0 mm

Osteotomes
Osteotome
Osteótomos
Ostéotomes
Osteotomi



Dunn-Dautrey Osteotome

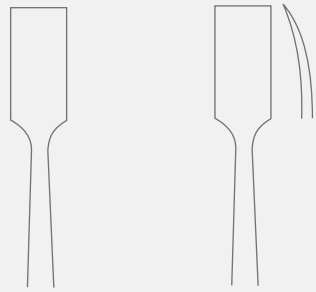

OM-628-04
Straight
4.0 mm
16.5 cm (6 ½")

OM-628-06
Straight
6.0 mm
16 cm (6 ¼")

OM-628-08
Straight
8.0 mm
16 cm (6 ¼")

OM-629-06
Curved
6.0 mm
16 cm (6 ¼")

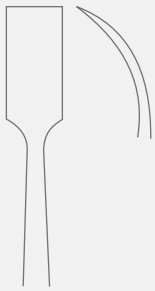

OM-631-06
Strongly Curved
6.0 mm
16 cm (6 ¼")



OM-633-48
6 x 48 mm

OM-633-56
6 x 56 mm

Dunn-Dautrey Elevator
Overall Length 15.5 cm (6")

Elevators
Elevatorien
Elevadores
Elévateurs
Elevatori



OM-637-12
Dolwick-Type TMJ Disc Clamp
Overall Length 12 cm (4 ¾")



OM-639-14
Dolwick-Type TMJ Condylar Retractor
Overall Length 14.5 cm (5 ½")



OM-641-17
Dolwick-Type TMJ Elevator
Overall Length 16 cm (6 ¾")

Osteotomes
Osteotome
Osteótomos
Ostéotomes
Osteotomi



OM-700-17
Turvey Palatal Expander
Overall Length 17 cm (6 ¾")



OM-730-19
Terry Septal Osteotome
Overall Length 19 cm (7 ¾")





OM-735-04
4.0 mm



OM-735-06
6.0 mm



OM-735-08
8.0 mm

Obwegeser Septonasal Osteotome
Graduated
Overall Length 18.5 cm (7 ¼")

Osteotomes
Osteotome
Osteótomos
Ostéotomes
Osteotomi





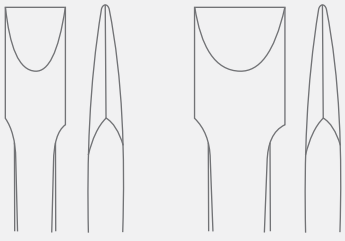

OM-740-08
8.0 mm

OM-740-12
12.0 mm

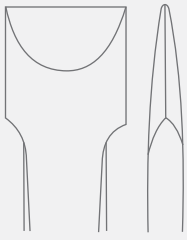

OM-740-16
16.0 mm

FiberGrip™ Obwegeser Wedge Osteotome
Overall Length 22 cm (8 ¾")





OM-742-08
8.0 mm



OM-742-12
12.0 mm

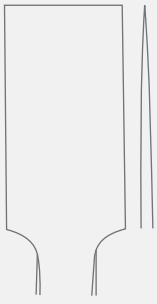

OM-742-16
16.0 mm

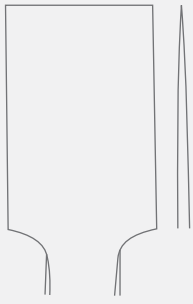

OM-742-20
20.0 mm

FiberGrip™ Obwegeser Split Osteotome
Overall Length 22 cm (8 ¾")

Osteotomes
Osteotome
Osteótomos
Ostéotomes
Osteotomi





OM-750-03
3.0 mm



OM-750-04
4.0 mm



OM-750-06
6.0 mm

Obwegeser Osteotome
For Alveolar Process
Overall Length 15 cm (6”)



SURTEX
INSTRUMENTS
Crafted to Excellence

OT

OTOLOGY INSTRUMENTS

Otologie

Otología

Otologie

Otologia

Ear Specula
Ohrspekula
Espéculos auriculares
Spéculums auriculaires
Specoli auricolari



OT-010-01
Hartmann Ear Speculum
Set of 3 Ref: OT-012-00 to OT-012-02



OT-010-02
Hartmann Ear Speculum
Set of 3 Ref: OT-012-02 to OT-012-04



OT-010-03
Hartmann Ear Speculum
Set of 4 Ref: OT-012-01 to OT-012-04



OT-010-04
Hartmann Ear Speculum
Set of 5 Ref: OT-012-00 to OT-012-04



Hartmann Ear Speculum
Overall Length 3.6 cm (1 ½")



OT-012-00
Fig. 0
Ø 3.0 mm

OT-012-01
Fig. 1
Ø 4.0 mm

OT-012-02
Fig. 2
Ø 5.0 mm

OT-012-03
Fig. 3
Ø 6.0 mm

OT-012-04
Fig. 4
Ø 7.0 mm

Ear Specula
Ohrspekula
Espéculos auriculares
Spéculums auriculaires
Specoli auricolari



OT-014-00
Fig. 0
2.5 x 3.0 mm



OT-014-01
Fig. 1
4.5 x 5.5 mm



OT-014-02
Fig. 2
5.5 x 6.0 mm



OT-014-03
Fig. 3
6.5 x 7.0 mm



OT-014-04
Fig. 4
7.5 x 8.0 mm

Hartmann Ear Speculum (Oval)
Overall Length 3.6 cm (1 ½")



OT-020-01
Toynbee Ear Speculum
Set of 3 Ref: OT-022-02 to OT-022-04



OT-020-02
Toynbee Ear Speculum
Set of 4 Ref: OT-022-01 to OT-022-04





OT-022-01
Fig. 1
Ø 4.0 mm



OT-022-02
Fig. 2
Ø 5.0 mm



OT-022-03
Fig. 3
Ø 6.0 mm



OT-022-04
Fig. 4
Ø 7.0 mm

Toynbee Ear Speculum
Overall Length 3.6 cm (1 ½")



OT-030-01
Hartmann Ear Speculum (Black)
Set of 3 Ref: OT-032-00 to OT-032-02



OT-030-02
Hartmann Ear Speculum (Black)
Set of 3 Ref: OT-032-02 to OT-032-04

Ear Specula
Ohrspekula
Espéculos auriculares
Spéculums auriculaires
Specoli auricolari



OT-030-03
Hartmann Ear Speculum (Black)
Set of 4 Ref: OT-032-01 to OT-032-04





OT-032-00
Fig. 0
Ø 3.0 mm



OT-032-01
Fig. 1
Ø 4.0 mm



OT-032-02
Fig. 2
Ø 5.5 mm



OT-032-03
Fig. 3
Ø 6.0 mm



OT-032-04
Fig. 4
Ø 7.0 mm

Hartmann Ear Speculum (Black)
Overall Length 3.6 cm (1 ½")



OT-040-01
Zoellner Ear Speculum (Black)
Set of 6 Ref: OT-042-01 to OT-042-06





OT-042-01
Fig. 1
5.5 x 6.5 mm



OT-042-02
Fig. 2
6.5 x 7.5 mm



OT-042-03
Fig. 3
7.5 x 8.5 mm



OT-042-04
Fig. 4
8.5 x 9.5 mm



OT-042-05
Fig. 5
9.5 x 10.5 mm



OT-042-06
Fig. 6
10.5 x 11.5 mm

Zoellner Ear Speculum (Black)
Overall Length 3.8 cm (1 ½")

Ear Specula
Ohrspekula
Espéculos auriculares
Spéculums auriculaires
Specoli auricolari



OT-050-01
Farrior Ear Speculum (Black)
Set of 7 Ref: OT-052-01 to OT-052-07



Farrior Ear Speculum (Black)
Overall Length 3.6 cm (1 ½")



OT-052-01
Fig. 1
Ø 5.5 mm



OT-052-02
Fig. 2
Ø 6.5 mm



OT-052-03
Fig. 3
Ø 7.5 mm



OT-052-04
Fig. 4
Ø 8.5 mm



OT-052-05
Fig. 5
Ø 9.5 mm



OT-052-06
Fig. 6
Ø 10.5 mm



OT-052-07
Fig. 7
Ø 11.5 mm



Farrior Ear Speculum
Oval/Oblique End



OT-054-00
Fig. 00
3 x 4 mm



OT-054-01
Fig. 0
4 x 5 mm



OT-054-02
Fig. 1
5 x 6 mm



OT-054-03
Fig. 2
6 x 7 mm



OT-054-04
Fig. 3
7 x 8 mm



OT-054-05
Fig. 4
8 x 10 mm



OT-054-06
Fig. 5
9 x 11 mm



OT-054-07
Fig. 6
10 x 12 mm



OT-054-08
Fig. 7
11 x 13 mm

Ear Specula
Ohrspekula
Espéculos auriculares
Spéculums auriculaires
Specoli auricolari



OT-060-12
Rack for Storage of Ear Speculum
For 12 Specula



Richnau-Holmgren Ear Speculum

OT-064-02
Ø 3.0 mm

OT-064-04
Ø 4.0 mm

OT-064-06
Ø 5.0 mm



OT-070-00
Siegle Otoscope Complete
With 3 Specula Ref: OT-072-01 to OT-072-03



Siegle Ear Speculum



OT-072-01
Fig. 1
Ø 6.5 mm



OT-072-02
Fig. 2
Ø 7.0 mm



OT-072-03
Fig. 3
Ø 8.0 mm

Tuning Forks
Stimmgabeln
Diapasónes
Diapasons
Diapason



OT-100-10
Hartmann Tuning Fork
Set of 5
Ref: OT-102-03 to OT-102-05 and OT-104-04 to OT-104-05



OT-100-20
Hartmann Tuning Fork
Set of 6
Ref: OT-102-03 to OT-102-06 and OT-104-04 to OT-104-05



OT-100-30
Hartmann Tuning Fork
Set of 6
Ref: OT-102-03 to OT-102-06 and OT-104-04 to OT-104-05



OT-102-01
Frequency
C 128



OT-102-02
Frequency
C^1 256



OT-102-03
Frequency
C^2 512



OT-102-04
Frequency
C^3 1024



OT-102-05
Frequency
C^4 2048



OT-102-06
Frequency
C^5 4096

Hartmann Tuning Fork



OT-102-60
Hartmann Tuning Fork
Set of 6
Ref: OT-102-01 to OT-102-06

Tuning Forks
Stimmgabeln
Diapasónes
Diapasons
Diapason



OT-104-01
Frequency
C_2 16



OT-104-02
Frequency
C_1 32



OT-104-03
Frequency
C 64



OT-104-04
Frequency
C 128



OT-104-05
Frequency
C^1 256

Hartmann Tuning Fork (French)



OT-110-00
Tuning Fork
Set of 5
Ref: OT-112-02 to OT-112-06

Tuning Forks
Stimmgabeln
Diapasónes
Diapasons
Diapason



OT-112-02
Frequency
C 128

OT-112-03
Frequency
C^1 256

OT-112-04
Frequency
C^2 512

OT-112-05
Frequency
C^3 1024

OT-112-06
Frequency
C^4 2048

Tuning Fork



OT-122-01
Frequency
C 128

OT-122-02
Frequency
C^1 256

OT-122-03
Frequency
C^2 512

OT-122-04
Frequency
C^3 1024

OT-122-05
Frequency
C^4 2048

OT-122-06
Frequency
C^5 4096

Lucae Tuning Fork

Tuning Forks
Stimmgabeln
Diapasónes
Diapasons
Diapason



OT-126-00
Lucae Tuning Fork
Moveable Up to h
Frequency C 128



OT-128-00
Hartmann Tuning Fork
Moveable Up to h
Frequency C 128



OT-130-00
Hartmann Tuning Fork
Frequency C^{1} 256



OT-134-00
Rydel-Seiffer Tuning Fork
Also For Neurology
Frequency With Dampers C 64
Frequency Without Dampers C 128

Tuning Forks
Stimmgabeln
Diapasónes
Diapasons
Diapason



OT-136-00
Neuro Tuning Fork
With Hammer, Pinwheel, Brush and Needle



OT-138-00
Koenig Tuning Fork
Moveable Up to g
Frequency A 109



OT-140-00
Koenig Tuning Fork
Frequency a^1 440

Ear Catheters, Polypus Snares
Ohrkatheter, Polypenschnürer
Sondas auriculares, Polipótomos
Sondes auriculaires, Serre-noeuds
Sonde auricolari, Serranodi



OT-150-01
Fig. 1

OT-150-02
Fig. 2

OT-150-03
Fig. 3

Hartmann Ear Catheter
Overall Length 15 cm (6")



OT-161-18
Krause Polypus Snare
Open Tip
Overall Length 18.5 cm (7 ¼")



OT-163-18
Krause-Voss Polypus Snare
Close Tip
Overall Length 18.5 cm (7 ¼")

Polypus Snares
Polypenschnürer
Polipótomos
Serre-noeuds
Serranodi



OT-165-16
Lange-Wilde Polypus Snare
Overall Length 16 cm (6 ¼")



OT-170-30
Ø 0.3 mm

OT-170-40
Ø 0.4 mm

Snare Wire
Overall Length 100 cm (39 ½")

Ear Forceps
Ohrpinzetten
Pinzas auriculares
Pinces auriculaires
Pinze auricolari



OT-201-11
Troeltsch (Wilde) Ear Forcep
Overall Length 11 cm (4 ¾")

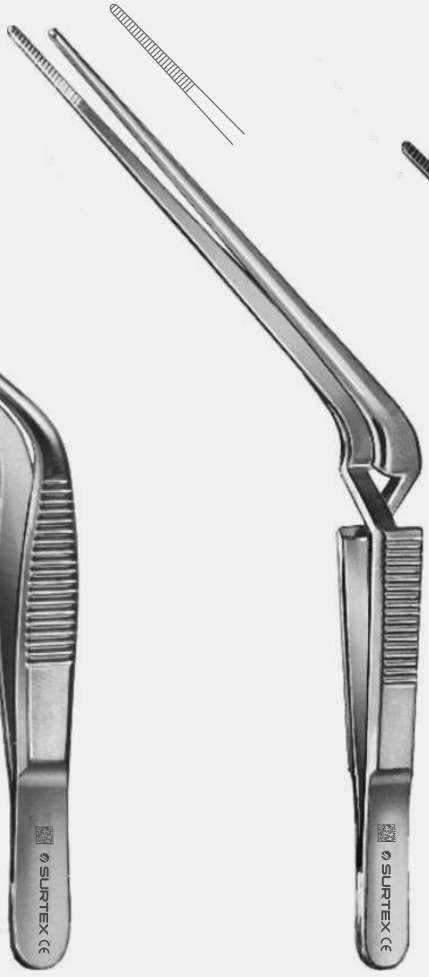

OT-201-13
Troeltsch (Wilde) Ear Forcep
Overall Length 12.5 cm (5")



OT-203-11
Troeltsch (Wilde) Ear Forcep
Overall Length 11 cm (4 ¾")

Ear Forceps
Ohrpinzetten
Pinzas auriculares
Pinces auriculaires
Pinze auricolari



OT-205-11
Troeltsch (Wilde) Ear Forcep
1 x 2 Teeth
Overall Length 11 cm (4 ¾")



OT-207-18
Adson Ear Forcep
Bayonet Shaped
Overall Length 17.5 cm (7")

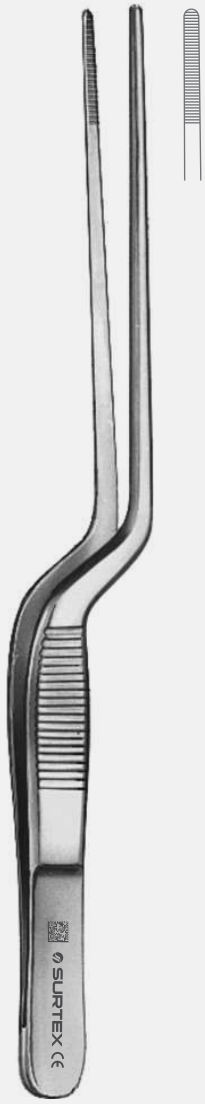

OT-211-14
Gruenwald (Lucae) Ear Forcep
Bayonet Shaped
Overall Length 14.5 cm (5 ¾")

Ear Forceps
Ohrpinzetten
Pinzas auriculares
Pinces auriculaires
Pinze auricolari



OT-213-16
Jansen Ear Forcep
Bayonet Shaped
Overall Length 16 cm (6 ¼")



OT-213-21
Jansen Ear Forcep
Bayonet Shaped
Overall Length 21.5 cm (8 ½")



OT-215-14
Gruenwald (Lucae) Ear Forcep
1 x 2 Teeth, Bayonet Shaped
Overall Length 14.5 cm (5 ¾")

Ear Polypus Forceps
Ohrpolypenzangen
Pinzas para pólipos auriculares
Pinces pour polypes auriculaires
Pinze per polipi auricolari



OT-221-10
Littauer Ear Polypus Forcep
Overall Length 10 cm (4")



OT-223-12
Hartmann Ear Polypus Forcep
Fine Model
Overall Length 12 cm (4 ¾")

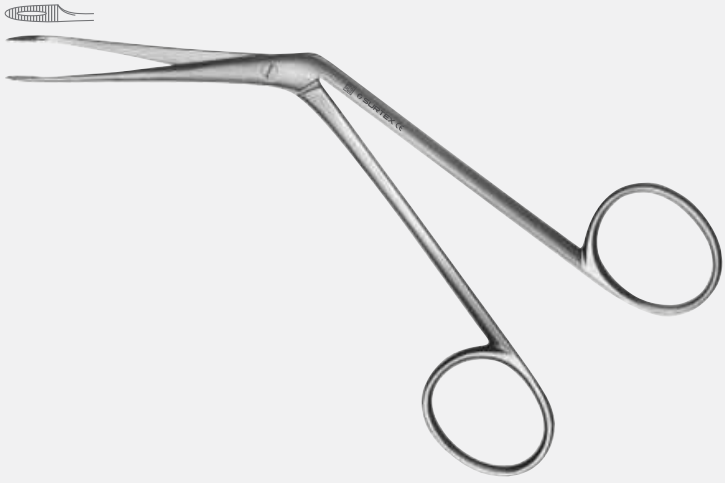

OT-225-14
Hartmann Ear Polypus Forcep
Regular Model
Overall Length 14 cm (5 ½")



OT-229-14
14 cm (5 ½")

OT-229-16
16 cm (6 ¼")

Tilley Ear Polypus Forcep

Foreign Body Forcep, Alligator Forcep
Knopfsonden, Hohlsonden
Sondas abotonadas, Sondas acanaladas
Sondes boutonnées, Sondes cannelées
Sonde a bottone, Sonde cannellate



OT-235-11
Buck Foreign Body Forcep
Overall Length 11.5 cm (4 ½")



OT-237-10
Quire Foreign Body Forcep
Overall Length 10.5 cm (4")



OT-251-08
Hartmann-Wullstein Alligator Forcep
Shaft Length 8.5 cm (3 ¼")



OT-253-08
Hartmann-Wullstein Alligator Forcep
Cup Size Ø 1.0 mm
Shaft Length 8.5 cm (3 ¼")

Alligator Forcep
Hohlsonden
Sondas acanaladas
Sondes cannelées
Sonde cannellate



Hartmann Alligator Forcep
Serrated Jaws

OT-255-08
8.5 cm (3 ¼")

OT-255-14
14 cm (5 ½")

OT-255-16
16 cm (6 ¼")



Hartmann Alligator Forcep
1 x 2 Teeth, Serrated Jaws

OT-257-08
8.5 cm (3 ¼")

OT-257-14
14 cm (5 ½")

Ear Polypus Forceps
Ohrpolypenzangen
Pinzas para pólipos auriculares
Pinces pour polypes auriculaires
Pinze per polipi auricolari



OT-261-20
Ø 2.0 mm

OT-261-25
Ø 2.5 mm

OT-261-30
Ø 3.0 mm

Hartmann Alligator Forcep
Cup Shaped
Shaft Length 8.5 cm (3 ¼")



OT-262-25
Hartmann Alligator Forcep
Ø 2.5 mm, Cup Shaped
Shaft Length 14 cm (5 ½")



OT-263-20
Ø 2.5 mm

OT-263-30
Ø 3.0 mm

Hartmann Alligator Forcep
Bent Upwards, Cup Shaped
Shaft Length 8.5 cm (3 ¼")

Ear Polypus Forceps
Ohrpolypenzangen
Pinzas para pólipos auriculares
Pinces pour polypes auriculaires
Pinze per polipi auricolari



OT-265-08
Struempel Alligator Forcep
Shaft Length 8.5 cm (3 ¼")



OT-267-08
Hartmann-Weingartner Alligator Forcep
Shaft Length 8.5 cm (3 ¼")



OT-269-08
Duckbill Alligator Forcep
Shaft Length 8.5 cm (3 ¼")



OT-271-08
Hartmann-Hoffmar Alligator Punch Forcep
Hartmann-Hoffmar Alligator Punch Forcep
Shaft Length 8.5 cm (3 ¼")

Ear Polypus Forceps
Ohrpolypenzangen
Pinzas para pólipos auriculares
Pinces pour polypes auriculaires
Pinze per polipi auricolari



OT-273-08
Hartmann Alligator Forcep
2 x 7 mm
Oval Cup Shaped Jaws
Shaft Length 8.5 cm (3 ¼")



McGee Micro Alligator Forcep
Shaft Length 8 cm (3")

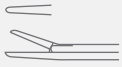

OT-281-08
Smooth, Straight
4.0 x 0.8 mm

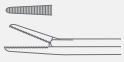

OT-283-08
Serrated, Straight
4.0 x 0.8 mm



OT-285-08
Serrated
Bent Upwards
4.0 x 0.8 mm

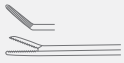

OT-287-08
Serrated, Right
4.0 x 0.8 mm

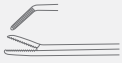

OT-289-08
Serrated, Left
4.0 x 0.8 mm



Mini-McGee Micro Alligator Forcep
Shaft Length 8 cm (3")



OT-291-08
Smooth, Straight
3.5 x 0.6 mm



OT-293-08
Serrated, Straight
3.5 x 0.6 mm

Ear Polypus Forceps
Ohrpolypenzangen
Pinzas para pólipos auriculares
Pinces pour polypes auriculaires
Pinze per polipi auricolari



Micro Alligator Forcep
Shaft Length 8 cm (3")



OT-301-08
Smooth, Straight
4.0 x 0.6 mm



OT-303-08
Serrated, Straight
4.0 x 0.6 mm



OT-305-08
Serrated, Bent Upwards
4.0 x 0.6 mm



OT-307-08
Serrated, Right
4.0 x 0.6 mm



OT-309-08
Serrated, Left
4.0 x 0.6 mm



Micro Alligator Forcep
Cup Shaped
Shaft Length 8 cm (3")



OT-311-08
Straight
Cup Size
1.0 x 0.9 mm
Jaw Size
4.0 mm



OT-313-08
Bent Upwards
Cup Size
1.0 x 0.9 mm
Jaw Size
4.0 mm



OT-315-08
Right
Cup Size
1.0 x 0.9 mm
Jaw Size
4.0 mm



OT-317-08
Left
Cup Size
1.0 x 0.9 mm
Jaw Size
4.0 mm

OT-321-08
Straight
Cup Size
0.6 x 0.5 mm
Jaw Size
3.5 mm



OT-323-08
Bent Upwards
Cup Size
0.6 x 0.5 mm
Jaw Size
3.5 mm



OT-325-08
Right
Cup Size
0.6 x 0.5 mm
Jaw Size
3.5 mm



OT-327-08
Left
Cup Size
0.6 x 0.5 mm
Jaw Size
3.5 mm

Micro Scissors
Mikroscheren
Micro-Tijeras
Micro-Ciseaux
Micro-Forbici

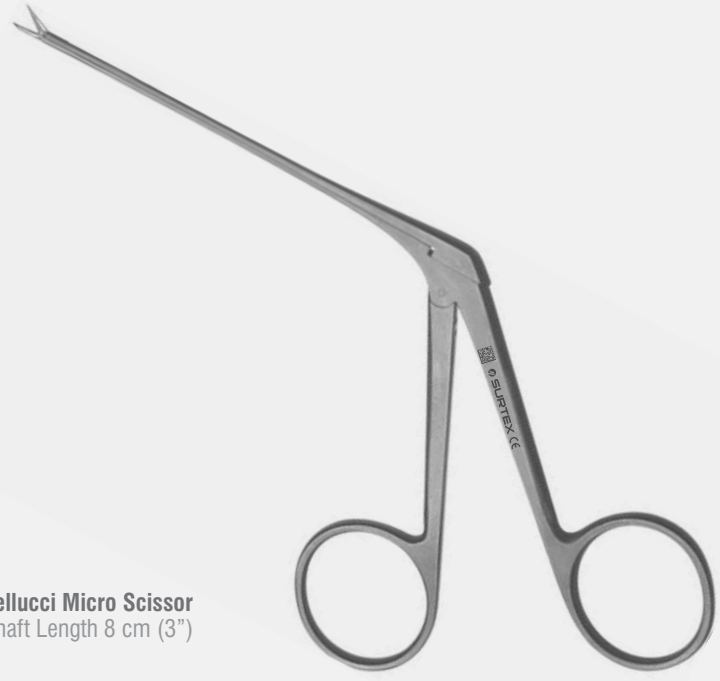

Bellucci Micro Scissor
Shaft Length 8 cm (3")



OT-331-08
Straight
Very Fine
4.0 x 0.8 mm



OT-333-08
Bent Upwards
Very Fine
4.0 x 0.8 mm



OT-335-08
Right
Very Fine
4.0 x 0.8 mm



OT-337-08
Left
Very Fine
4.0 x 0.8 mm



Wullstein Micro Scissor
Shaft Length 8 cm (3")

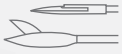

OT-341-08
Straight
4.0 x 1.8 mm



OT-343-08
Bent Upwards
4.0 x 1.8 mm



OT-345-08
Right
4.0 x 1.8 mm



OT-347-08
Left
4.0 x 1.8 mm

Micro Scissors, Micro Ear Forceps
Mikroscheren, Mikro-Ohrzängchen
Micro-Tijeras, Micro pinzas auriculares
Micro-Ciseaux, Micro Pince auriculaires
Micro-Forbici, Micro Pinze auricolari



Shea Micro Scissor
Shaft Length 8 cm (3")

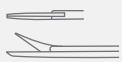

OT-351-08
Straight
7.0 x 1.8 mm



OT-355-08
Right
7.0 x 1.8 mm

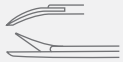

OT-357-08
Left
7.0 x 1.8 mm



McGee Wire Bending Forcep
Bent Downwards
Shaft Length 8 cm (3")



OT-361-01
3.5 x 0.8 mm



OT-361-02
6.2 x 0.8 mm



House-Dieter Malleus Nipper
Shaft Length 8 cm (3")



OT-365-01
Up Cutting
1.3 mm



OT-365-02
Down Cutting
1.3 mm



OT-365-03
Right Cutting
1.3 mm



OT-365-04
Left Cutting
1.3 mm



OT-367-08
Fuller Introducing Forcep
For Teflon Prosthesis
Shaft Length 8 cm (3")

Micro Ear Knives
Mikro-Ohrmesser
Micro cuchillos auriculares
Micro Couteaux auriculaires
Micro Coltelli



OT-401-01 OT-401-02

Schuknecht Rotary Knife
Overall Length 15 cm (6")



OT-403-15
Schuknecht Sickle Knife
Overall Length 14.5 cm (5 ¾")



OT-405-15
Wullstein Sickle Knife
Overall Length 15.5 cm (6")



OT-407-15
Tabb Mucosa Knife
Overall Length 15.5 cm (6")

Micro Ear Knives
Mikro-Ohrmesser
Micro cuchillos auriculares
Micro Couteaux auriculaires
Micro Coltelli



OT-409-15
Plester Flap Knife
Overall Length 15 cm (6")



OT-413-16
Fisch Tenotome (Sickle Shaped)
Extra Delicate
Overall Length 16 cm (6 ¼")



OT-415-15
Plester Sickle Knife
Overall Length 15 cm (6")



OT-417-15
Sexton Myringotomy Knife
Overall Length 15 cm (6")

Micro Ear Knives
Mikro-Ohrmesser
Micro cuchillos auriculares
Micro Couteaux auriculaires
Micro Coltelli



OT-419-16
Sexton Tympanum Knife
Overall Length 16 cm (6 ¼")



OT-420-03
Rosen Circular Cut Knife
Fig. 3, Ø 2.6 mm
Overall Length 15 cm (6")



Rosen Circular Cut Knife
Overall Length 15 cm (6")



OT-421-01
Ø 3.0 mm
Fig. 1



OT-421-02
Ø 2.8 mm
Fig. 2



OT-421-03
Ø 2.6 mm
Fig. 3



OT-421-04
Ø 2.0 mm
Fig. 4



OT-421-05
Ø 1.6 mm
Fig. 5



OT-421-06
Ø 1.4 mm
Fig. 6



OT-421-07
Ø 1.0 mm
Fig. 7

Micro Ear Hooks
Mikro-Ohrhäkchen
Micro ganchitos auriculares
Micro Crochets auriculaires
Micro Uncini auricolari





OT-422-03
Ø 0.3 mm

OT-422-04
Ø 0.4 mm

OT-422-05
Ø 0.5 mm

OT-422-06
Ø 0.6 mm

OT-422-07
Ø 0.7 mm

OT-422-08
Ø 0.8 mm

Fisch Footplate Perforator
Trocar Shaped
Overall Length 16 cm (6 ¼")



OT-440-16
Plester Wire Guide and Applicator
For Prothesis Flat End With V-Notch
Overall Length 15.5 cm (6")

Micro Ear Hooks
Mikro-Ohrhäkchen
Micro ganchitos auriculares
Micro Crochets auriculaires
Micro Uncini auricolari



OT-450-16
Straight



OT-451-16
Angled



OT-453-16
Medium Curved



OT-455-16
Strongly Curved



Barbara Micro Ear Needle
Overall Length 16 cm (6 ¼")



OT-459-03
0.3 mm

OT-459-06
0.6 mm

OT-459-10
1.0 mm



Barbara Micro Ear Needle
Angled 25°
Overall Length 16 cm (6 ¼")



OT-461-03
0.3 mm

OT-461-06
0.6 mm

OT-461-10
1.0 mm

OT-461-12
1.2 mm

OT-461-15
1.5 mm

OT-461-20
2.0 mm

OT-461-25
2.5 mm



Barbara Micro Ear Needle
Angled 45°
Overall Length 16 cm (6 ¼")

Micro Ear Hooks, Micro Ear Needles
Mikro-Ohrhäkchen, Mikro-Ohrnadeln
Micro ganchitos auriculares, Micro agujas auriculares
Micro Crochets auriculaires, Micro Aiguilles auriculaires
Micro Uncini auricolari, Micro Aghi auricolari





OT-463-03
0.3 mm

OT-463-06
0.6 mm

OT-463-10
1.0 mm

OT-463-12
1.2 mm

OT-463-15
1.5 mm

OT-463-20
2.0 mm

OT-463-25
2.5 mm

Barbara Micro Ear Needle
Angled 90°
Overall Length 16 cm (6 ¼")





OT-465-05
0.5 mm

OT-465-10
1.0 mm

Barbara Micro Ear Needle
Curved Down
Overall Length 16 cm (6 ¼")





OT-467-03
0.3 mm

OT-467-06
0.6 mm

OT-467-10
1.0 mm

Micro Ear Needle
Angled 90°
Overall Length 15.5 cm (6")

Micro Ear Needles
Mikro-Ohrnadeln
Micro agujas auriculares
Micro Aiguilles auriculaires
Micro Aghi auricolari



OT-469-03
0.3 mm

OT-469-06
0.6 mm

OT-469-10
1.0 mm

Micro Ear Needle
Angled 90°
Overall Length 15.5 cm (6”)



OT-473-05
0.5 mm

OT-473-10
1.0 mm

McGee Micro Ear Needle
For Footplate, Upwards
Overall Length 15.5 cm (6”)



OT-475-05
0.5 mm

OT-475-10
1.0 mm

McGee Micro Ear Needle
For Footplate, Downwards
Overall Length 15.5 cm (6”)

Micro Ear Needles
Mikro-Ohrnadeln
Micro agujas auriculares
Micro Aiguilles auriculaires
Micro Aghi auricolari



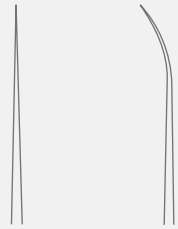

OT-478-16
Straight

OT-479-16
Curved

Barbara Micro Ear Needle
Overall Length 15.5 cm (6")





OT-481-03
0.3 mm

OT-481-06
0.6 mm

OT-481-10
1.0 mm

McGee Micro Ear Needle
Angled 25°, Upwards
Overall Length 15.5 cm (6")





OT-483-03
0.3 mm

OT-483-06
0.6 mm

OT-483-10
1.0 mm

McGee Micro Ear Needle
Angled 25°,Downwards
Overall Length 15.5 cm (6")

Micro Ear Needles
Mikro-Ohrnadeln
Micro agujas auriculares
Micro Aiguilles auriculaires
Micro Aghi auricolari



OT-485-03
0.3 mm

OT-485-06
0.6 mm

OT-485-10
1.0 mm

Micro Ear Needle
Angled 45°, Upwards
Overall Length 15.5 cm (6”)



OT-487-03
0.3 mm

OT-487-06
0.6 mm

OT-487-10
1.0 mm

Micro Ear Needle
Angled 45°, Downwards
Overall Length 15.5 cm (6”)



OT-491-03
0.3 mm

OT-491-06
0.6 mm

Micro Ear Needle
Angled 25°
Overall Length 15.5 cm (6”)

Micro Ear Needles, Micro Ear Hooks
Mikro-Ohrnadeln, Mikro-Ohrhäkchen
Micro agujas auriculares, Micro ganchitos auriculares
Micro Aiguilles auriculaires, Micro Crochets auriculaires
Micro Aghi auricolari, Micro Uncini auricolari



OT-491-10
Shambaugh Micro Ear Needle
Angled 25°, 1.0 mm
Overall Length 15.5 cm (6")



OT-493-03
0.3 mm

OT-493-06
0.6 mm

Micro Ear Needle
Angled 45°, Downwards
Overall Length 15.5 cm (6")



OT-493-10
Shambaugh Micro Ear Needle
Angled 45°, 1.0 mm
Overall Length 15.5 cm (6")



OT-497-20
Shea Exploring Hook
Angled 45°, Blunt, 2.0 mm
Overall Length 15.5 cm (6")

Micro Dissectors
Mikro-Dissektoren
Micro disecadores
Micro Dissecteurs
Micro Dissettori



OT-501-30
Austin Attic Dissector
Angled 90°, Blunt 3.0 mm
Overall Length 15.5 cm (6”)



OT-502-15
Plester Guiding Fork
Overall Length 15.5 cm (6”)



OT-503-01
Hughes Elevator
With 0.7 mm
Overall Length 16.5 cm (6 ½”)



OT-503-02
Beales Elevator
With 1.5 mm
Overall Length 16.5 cm (6 ½”)

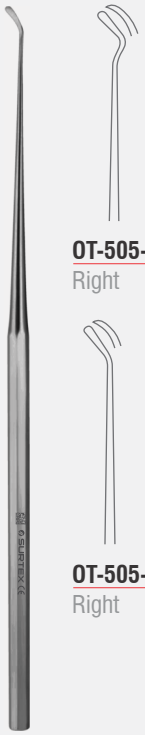

OT-505-01
Right



OT-505-02
Left

OT-505-03
Right



OT-505-04
Left

Fisch Micro Dissector
Overall Length 15.5 cm (6”)



OT-507-02
2.0 mm

OT-507-03
3.0 mm

Guilford-Wright Duckbill Elevator
Overall Length 15.5 cm (6”)





OT-509-01



OT-509-02



OT-509-03

Rosen Micro Periosteal Elevator
Overall Length 15.5 cm (6”)

Micro Curettes, Micro Dissectors, Micro Measuring Rods
Mikro-Küretten, Mikro-Dissektoren, Mikro-Messsonden
Micro cucharillas, Micro disecadores, Micro Sondas para medir
Micro Curettes, Micro Dissecteurs, Micro Sondes pour mesurer
Micro cucchiai, Micro Dissettori, Micro Sonde per misurare



OT-509-04
Rosen Micro Curette
Overall Length 15.5 cm (6")



OT-509-05



OT-509-06

Rosen Micro Dissector
Overall Length 15.5 cm (6")





OT-511-01
3.5 mm



OT-511-02
4.0 mm



OT-511-03
4.5 mm



OT-511-04
5.0 mm

House Micro Measuring Rod
Overall Length 15.5 cm (6")

Micro Measuring Rods
Mikro-Messsonden
Micro Sondas para medir
Micro Sondes pour mesurer
Micro Sonde per misurare



OT-512-16
Micro Measuring Rod
For Stapes Prosthesis
With Marking at 3.5, 4.0 and 4.5 mm
Overall Length 15.5 cm (6")



OT-513-16
Fisch Measuring Rod
With Marking at 3, 4, 5 mm
Overall Length 16 cm (6 ½")



Buckingham Chisel
Overall Length 18 cm (7")

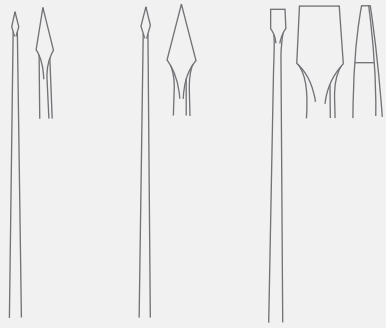

OT-515-01
0.5 mm

OT-515-02
1.0 mm

OT-515-04
1.5 mm

Micro Curettes
Mikro-Küretten
Micro cucharillas
Micro Curettes
Micro cucchiai



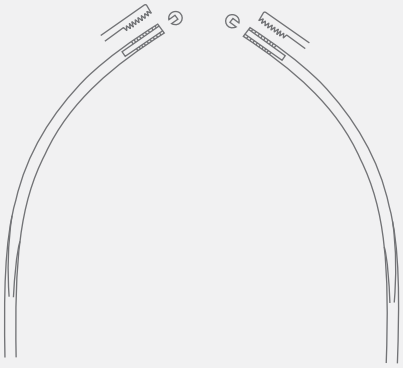

OT-517-01
Left

OT-517-02
Right

Dingmann Otobrader
With Two Rows of 10 Fine Teeth
Overall Length 15 cm (6”)





OT-520-01
Straight
1.0 mm, 1.2 mm

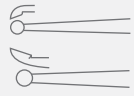

OT-520-02
Straight
1.5 mm, 1.8 mm



OT-520-03
Angled
1.0 mm, 1.2 mm

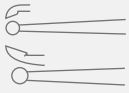

OT-520-04
Angled
1.5 mm, 1.8 mm

House Micro Ear Curette
Overall Length 14.5 cm (5 ¾”)

Micro Curettes
Mikro-Küretten
Micro cucharillas
Micro Curettes
Micro cucchiai



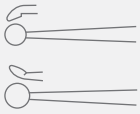

OT-521-01
2.8 mm x 3.2 mm & 2.6 x 3.5 mm

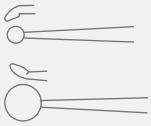

OT-521-02
2.2 mm x 3.8 mm & 2.8 x 4.8 mm

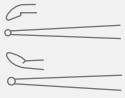

OT-521-03
0.6 mm x 0.8 mm & 0.8 x 1.0 mm

House Micro Ear Curette
Overall Length 14.5 cm (5 ¾")



OT-525-14
Shea Micro Ear Curette
Overall Length 14.5 cm (5 ¾")

Micro Ear Needles
Mikro-Ohrnadeln
Micro agujas auriculares
Micro Aiguilles auriculaires
Micro Aghi auricolari



Zoellner Micro Ear Needle
Overall Length 13.5 cm (5 ½")



OT-535-01
Straight



OT-535-02
Angled 45°
Upwards
0.5 mm



OT-535-03
Angled 45°
Upwards
1.0 mm



OT-535-04
Angled 45°
Downwards
0.5 mm



OT-535-05
Angled 45°
Downwards
1.0 mm



OT-535-06
Angled 90°
Upwards
0.5 mm



OT-535-07
Angled 90°
Downwards
0.5 mm



OT-535-08
For
Footplate
1.0 mm



OT-535-09
For
Footplate
1.0 mm

Micro Ear Knives
Mikro-Ohrmesser
Micro cuchillos auriculares
Micro Couteaux auriculaires
Micro Coltelli



Zoellner Ear Knife
Overall Length 13.5 cm (5 ½")



Zoellner Micro Ear Knife
Overall Length 13.5 cm (5 ½")

OT-535-10
Angled 90°
Upwards

OT-535-11
Angled 90°
Downwards

OT-535-12
Angled
Upwards

OT-535-13
Angled
Downwards

Micro Ear Needles
Mikro-Ohrnadeln
Micro agujas auriculares
Micro Aiguilles auriculaires
Micro Aghi auricolari



Zoellner Tympanum Needle
Overall Length 13.5 cm (5 ½")



Zoellner Raspatory
Overall Length 13.5 cm (5 ½")

OT-535-14
Angled
Upwards

OT-535-15
Angled
Downwards



OT-535-16
Angled
Upwards



OT-535-17
Angled
Downwards

Ear Curettes
Ohrküretten
Curetas auriculares
Curettes auriculaires
Curette auricolari



OT-535-18
Zoellner Application Instrument
Standard



OT-551-13
Langenbeck Ear Curette
Blunt
Overall Length 13 cm (5”)



OT-555-01
Fig. 1

OT-555-02
Fig. 2

Shapleigh Ear Curette
Overall Length 15 cm (6”)

Ear Curettes
Ohrküretten
Curetas auriculares
Curettes auriculaires
Curette auricolari





OT-570-01
Fig. 000

OT-570-02
Fig. 00

OT-570-10
Fig. 0



OT-570-11
Fig. 1

OT-570-12
Fig. 2

OT-570-13
Fig. 3



OT-570-14
Fig. 4

Buck Ear Curette
Straight, Blunt
Overall Length 17 cm (6 ¾")





OT-571-01
Fig. 000

OT-571-02
Fig. 00

OT-571-10
Fig. 0



OT-571-11
Fig. 1

OT-571-12
Fig. 2

OT-571-13
Fig. 3



OT-571-14
Fig. 4

Buck Ear Curette
Angled, Blunt
Overall Length 17 cm (6 ¾")

Ear Curettes
Ohrküretten
Curetas auriculares
Curettes auriculaires
Curette auricolari



OT-572-01
Fig. 000

OT-572-02
Fig. 00

OT-572-10
Fig. 0

OT-572-11
Fig. 1

OT-572-12
Fig. 2

OT-572-13
Fig. 3

OT-572-14
Fig. 4

Buck Ear Curette
Straight, Sharp
Overall Length 17 cm (6 ¾")



OT-573-01
Fig. 000

OT-573-02
Fig. 00

OT-573-10
Fig. 0

OT-573-11
Fig. 1

OT-573-12
Fig. 2

OT-573-13
Fig. 3

OT-573-14
Fig. 4

Buck Ear Curette
Angled, Sharp
Overall Length 17 cm (6 ¾")

Foreign Body Instruments
Fremdkörperinstrumente
Instrumentos para cuerpos extraños
Instruments pour corps étrangers
Strumenti per corpi estranei



OT-576-15
Jansen Ear Scoop
Sharp
Overall Length 17 cm (6 ¾")



OT-580-18
Barth Ear Scoop
Sharp
Overall Length 18 cm (7")



OT-583-13
Gross Ear Scoop / Hook
Blunt
Overall Length 13 cm (5")



Lempert Ear Scoop
Sharp
Overall Length 21.5 cm (8 ½")

OT-600-50
Fig. 0

OT-600-40
Fig. 00

OT-600-30
Fig. 000

OT-600-20
Fig. 0000

OT-600-10
Fig. 00000

Foreign Body Instruments
Fremdkörperinstrumente
Instrumentos para cuerpos extraños
Instruments pour corps étrangers
Strumenti per corpi estranei



OT-610-10
Fig. 0

OT-610-20
Fig. 00

OT-610-30
Fig. 000

OT-610-40
Fig. 0000

OT-610-50
Fig. 00000

FiberGrip™ Lempert Ear Scoop
Sharp
Overall Length 21.5 cm (8 ½")



OT-650-01
Weber-Loch Ear Loop
Overall Length 16.5 cm (6 ¼")





OT-660-01
2.0 mm



OT-660-02
3.0 mm



OT-660-03
4.0 mm

Billeau Ear Loop
Overall Length 16 cm (6 ¼")

Ear Hooklet
Ohrhäkchen
Ganchito auricular
Levier pour corps étrangers
Uncino auricolare



OT-671-16
Hartmann Ear Hook
Sharp
Overall Length 16 cm (6 ¼")





OT-673-01
Small



OT-673-02
Medium



OT-673-03
Large

Lucae Ear Hook
Overall Length 14 cm (5 ½")



Wagener Ear Hook
Overall Length 14 cm (5 ½")



OT-675-01
4.0 mm
Fig. 1



OT-675-02
3.5 mm
Fig. 2



OT-675-03
3.0 mm
Fig. 3



OT-675-04
2.5 mm
Fig. 4



OT-675-05
2.0 mm
Fig. 5

Ear Hooklet
Ohrhäkchen
Ganchito auricular
Levier pour corps étrangers
Uncino auricolare



OT-677-01
Long

OT-677-02
Short

Day Ear Hook
Overall Length 17 cm (6 ¾")



OT-679-16
Seeker
With Ball Probe, Angled 45°
Overall Length 15.5 cm (6")



OT-681-19
Maxillary Ostium Sinus Seeker
With Ball Probe, Double Ended
Ø 1.2 and 2.0 mm
Overall Length 19 cm (7 ½")

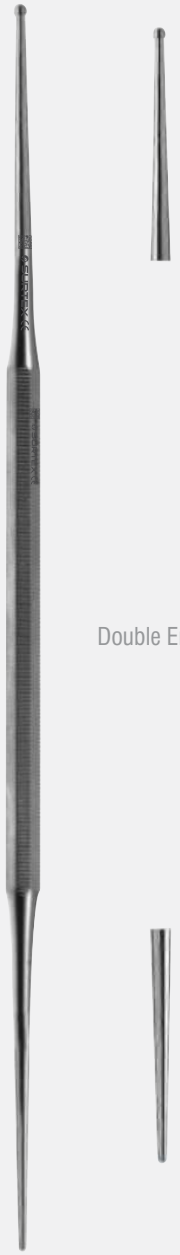

Double Ended

OT-683-01
Sinus Seeker
Straight, Malleable Fig. 1
One Tip with Ball End Other
Tip without Ball End & Blunt
Overall Length 24 cm (9 ½")

Ear Hooklet
Ohrhäkchen
Ganchito auricular
Levier pour corps étrangers
Uncino auricolare



Kuhn Frontal Sinus Seeker
Double Ended
Overall Length 22 cm (8")



OT-683-02
Fig. 2, Both Sides Curved 90°
One Tip Straight Other
Tip Reverse Angled



OT-683-03
Fig. 3, Both Sides Curved 77°
Other Side Curved 90°
Both Tips Forward Angled



OT-683-04
Fig. 4, Both Sides Curved 90°
Tips Angled Right and Left



OT-683-05
Fig. 5, Both SidesCurved 77°
Tips Angled Right and Left



OT-683-06
Fig. 6, Both Sides Curved 77°
One Tip Straight
Other Tip Reverse Angled

Tympanum Needles
Trommelfellnadeln
Agujas para tímpano
Instruments pour corps étrangers
Strumenti per corpi estranei





OT-701-16
Politzer Furuncle Knife
Overall Length 14.5 cm (5 ¾")



OT-704-16
Politzer Tympanum Needle
Overall Length 17.5 cm (7")



Politzer Tympanum Needle



OT-707-16
15.5 cm (6")
Vertical



OT-709-16
16 cm (6 ¼")
Horizontal

Tympanum Needles
Trommelfellnadeln
Agujas para tímpano
Instruments pour corps étrangers
Strumenti per corpi estranei



OT-711-16
Vertical

OT-713-16
Horizontal

Lucae Tympanum Needle
Overall Length 17.5 cm (7”)



OT-721-16
Moldenhauer Foreign Body Lever
Overall Length 15.5 cm (6”)



OT-723-16
Zaufal Foreign Body Lever
Overall Length 15 cm (6”)

Mastoid Rongeurs
Ohr-Knochenstanzen
Pinzas cortantes para huesos
Ostéotomes emporte-pièces
Pinze osteotomi





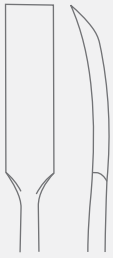

OT-727-20
6.0 mm
20.5 cm (8”)



OT-729-18
6.0 mm
18 cm (7”)

Lempert Periosteal Elevator



OT-731-02
2.0 mm

OT-731-03
3.0 mm

OT-731-04
4.0 mm

OT-731-05
5.0 mm

Lempert Periosteal Elevator
Overall Length 17 cm (6 ¾”)

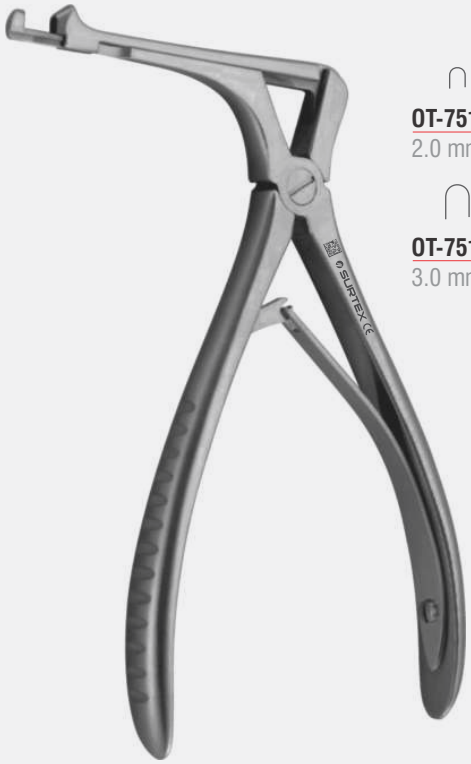

OT-751-02
2.0 mm

OT-751-03
3.0 mm

Citelli Mastoid Rongeur
Overall Length 17 cm (6 ¾”)

Mastoid Rongeurs, Ear Syringes
Ohr-Knochenstanzen, Ohrspritzen
Pinzas cortantes para huesos, Jeringas auriculares
Ostéotomes emporte-pièces, Seringues auriculaires
Pinze osteotomi, Siringhe auricolari

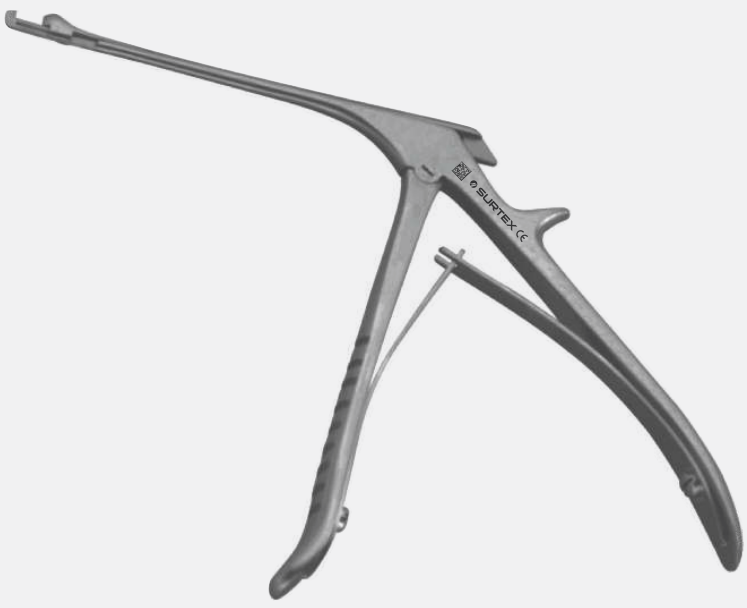

∩
OT-755-19
2.0 mm
19 cm (7 ½")

∩
OT-759-14
1.0 mm
14 cm (5 ½")

Beyer Mastoid Rongeur



OT-800-00
50 ml

OT-802-00
100 ml

Ear Syringe Complete
With Protection Disk and 2 Tips



SURTEX
INSTRUMENTS
Crafted to Excellence

RH

RHINOLOGY INSTRUMENTS

Rhinologie

Rinología

Rhinologie

Rinologia

Nasal Specula
Nasenspekula
Espéculos nasales
Spéculums nasaux
Specoli nasali



RH-011-10
Thudichum Nasal Speculum
Set of 3 Ref: RH-013-01 to RH-013-03



RH-011-20
Thudichum Nasal Speculum
Set of 4 Ref: RH-013-01 to RH-013-04



RH-011-30
Thudichum Nasal Speculum
Set of 3 Ref: RH-013-05 to RH-013-07



RH-011-40
Thudichum Nasal Speculum
Set of 7 Ref: RH-013-01 to RH-013-07

Nasal Specula
Nasenspekula
Espéculos nasales
Spéculums nasaux
Specoli nasali





RH-013-01
12 mm
Fig. 1

RH-013-02
14 mm
Fig. 2

RH-013-03
16.5 mm
Fig. 3

RH-013-04
18.5 mm
Fig. 4

RH-013-05
20.5 mm
Fig. 5

RH-013-06
22 mm
Fig. 6

RH-013-07
23 mm
Fig. 7

Thudichum Nasal Speculum



RH-017-01
Fig. 1

RH-017-02
Fig. 2

RH-017-03
Fig. 3

Voltolini Nasal Speculum



RH-021-10
Mod. Vienna Nasal Speculum
Set of 3 Ref: RH-023-01 to RH-023-03



RH-023-01
27 mm
Fig. 1

RH-023-02
31 mm
Fig. 2

RH-023-03
35 mm
Fig. 3

Mod. Vienna Nasal Speculum

Nasal Specula
Nasenspekula
Espéculos nasales
Spéculums nasaux
Specoli nasali



RH-031-10
Hartmann-Halle Nasal Speculum
Set of 3 Ref: RH-033-01 to RH-033-03



Hartmann-Halle Nasal Speculum
Overall Length 15.5 cm (6")



RH-033-01
27 mm
Fig. 1

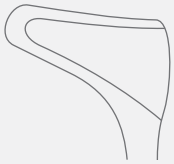

RH-033-02
31 mm
Fig. 2

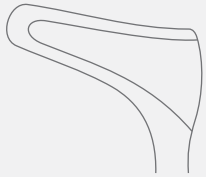

RH-033-03
35 mm
Fig. 3

Nasal Specula
Nasenspekula
Espéculos nasales
Spéculums nasaux
Specoli nasali



RH-035-13
Martin Nasal Speculum
17 mm
Overall Length 13 cm (5")



RH-037-13
Martin Nasal Speculum
17.0 mm, Bent Sidewards
Overall Length 12.5 cm (5")



RH-041-13
Tieck-Halle Nasal Speculum
16.0 mm
Overall Length 13 cm (5")

Nasal Specula
Nasenspekula
Espéculos nasales
Spéculums nasaux
Specoli nasali



RH-051-10
Killian Nasal Speculum
Set of 4 Ref; RH-053-01 to RH-053-04



Killian Nasal Speculum
Overall Length 13 cm (5")



RH-053-01
Fig. 1, 35 mm



RH-053-02
Fig. 2, 50 mm

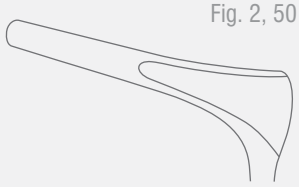

RH-053-03
Fig. 3, 75 mm



RH-053-04
Fig. 4, 85 mm

Nasal Specula
Nasenspekula
Espéculos nasales
Spéculums nasaux
Specoli nasali



RH-061-10
Cottle Nasal Speculum
Set of 4 Ref; RH-063-01 to RH-063-04



Cottle Nasal Speculum
Overall Length 13.5 cm (5 ¼")



RH-063-01
Fig. 1, 35 mm

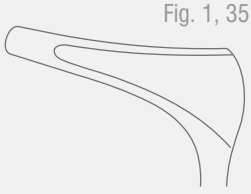

RH-063-02
Fig. 2, 50 mm

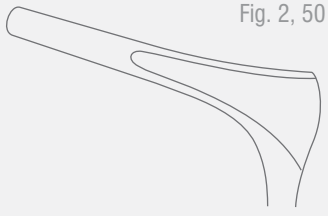

RH-063-03
Fig. 3, 75 mm

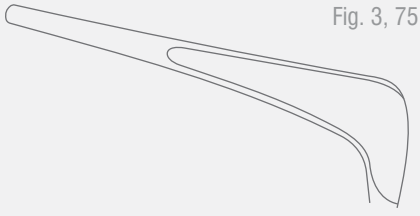

RH-063-04
Fig. 4, 85 mm
14.5 cm (5 ¾")

Nasal Specula
Nasenspekula
Espéculos nasales
Spéculums nasaux
Specoli nasali



RH-065-10
Cottle Nasal Speculum
With Screw Fixation
Set of 4 Ref, RH-067-01
to RH-067-04



Cottle Nasal Speculum
With Screw Fixation
Overall Length 13.5 cm (5 ¼")

RH-067-01
Fig. 1, 35 mm

RH-067-02
Fig. 2, 50 mm

RH-067-03
Fig. 3, 75 mm

RH-067-04
Fig. 4, 85 mm

Nasal Specula, Polypus Snares
Nasenspekula, Polypenschnürer
Espéculos nasales, Polipótomos
Spéculums nasaux, Serre-noeuds pour polypes
Specoli nasali, Serranodi per polipi



Cottle Nasal Speculum
Black



RH-073-45
45 mm
13.5 cm (5 ¼")



RH-073-75
75 mm
14 cm (5 ½")



RH-091-26
Krause Polypus Snare
Ø 3.0 mm
Overall Length 26 cm (10 ¼")

Polypus Snares
Polypenschnürer
Polipótomos
Serre-noeuds pour polypes
Serranodi per polipi



RH-093-26
Krause-Voss Polypus Snare
Ø 3.0 mm
Overall Length 26 cm (10 ¼")



RH-095-24
Lange-Wilde Polypus Snare
Overall Length 24 cm (9 ½")



RH-097-12
Polypus Wire
Bundle with 12 Pieces, Ø 0.3
Overall Length 10.5 cm (4")

Nasal Tampon Forceps
Nasentamponpinzetten
Pinzas para taponamiento
Pinces à pansements
Pinze per medicature



RH-101-15
Troeltsch Nasal Tampon Forcep
Overall Length 14.5 cm (5 ¾")

RH-103-18
Troeltsch Nasal Tampon Forcep
Overall Length 18 cm (7")



RH-105-21
Gruenwald (Jansen) Nasal Tampon Forcep
Overall Length 21.5 cm (8 ½")

Nasal Tampon Forceps
Nasentamponpinzetten
Pinzas para taponamiento
Pinces à pansements
Pinze per medicature



RH-107-16
Nasal Tampon Forcep
Smooth Jaws
Overall Length 16 cm (6 ¼")



RH-109-16
Nasal Tampon Forcep
1 x 2 Teeth
Overall Length 16 cm (6 ¼")



RH-111-18
Nasal Tampon Forcep
Smooth Jaws
Overall Length 18.5 cm (7 ¼")



RH-113-20
Nasal Tampon Forcep
1 x 2 Teeth
Overall Length 20 cm (6 ¼")

Nasal Tampon Forceps
Nasentamponpinzetten
Pinzas para taponamiento
Pinces à pansements
Pinze per medicature



RH-121-18
Westmacott Nasal Polypus Forcep
Shaft Length 18.5 cm (7 ¼")



RH-123-20
Lubet-Barbon Nasal Polypus Forcep
Shaft Length 20 cm (8")



RH-127-16
Hartmann Nasal Polypus Forcep
Shaft Length 15 cm (6")



RH-129-18
Heymann-Knight Nasal Polypus Forcep
Shaft Length 18 cm (8")

Nasal Tampon Forceps
Nasentamponpinzetten
Pinzas para taponamiento
Pinces à pansements
Pinze per medicature



RH-131-20
Hartmann Nasal Polypus Forcep
Shaft Length 18.5 cm (7 ¼")



RH-133-18
Littauer Nasal Polypus Forcep
Shaft Length 18 cm (7")



RH-135-16
Killian Nasal Polypus Forcep
Shaft Length 16 cm (6 ¼")

Septum Forceps
Septumzangen
Pinzas para tabique nasal
Pinces pour la cloison nasale
Pinze per il setto nasale



RH-261-11
Straight

RH-261-13
Curved Right

RH-261-14
Curved Left



RH-140-01
Zurich Nasal Scissor
Straight, Large Model
Cutting Length 18 mm
Shaft Length 14 cm (4 ½")

Nasal Sinus Scissor
Shaft Length 12 cm (4 ¾")



RH-161-01
Fig. 1

RH-161-02
Fig. 2

RH-161-03
Fig. 3

Heymann Septum Forcep
Shaft Length 18 cm (7")



RH-165-17
Knight Septum Forcep
Shaft Length 17 cm (6 ¾")



RH-167-16
Craig Septum Forcep
Shaft Length 16 cm (6 ¼")

Ethmoid Bone Forceps
Siebbeinzangen
Pinzas para etmoides
Pinces éthmoïdales
Pinze etmoidali



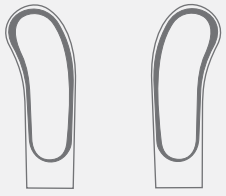

RH-169-01
Curved Left

RH-169-02
Curved Right

Craig-Dominick Ethmoid Forcep
Shaft Length 16 cm (6 ¼")



RH-171-01
Fig. 1
7.5 mm x 10.5 mm



RH-171-02
Fig. 2
8.5 mm x 11.5 mm



Luc Ethmoid Forcep
Fenestrated
Shaft Length 20 cm (8")



RH-173-01
Fig. 1



RH-173-02
Fig. 2

Luc Ethmoid Forcep
Shaft Length 20 cm (8")

Ethmoid Bone Forceps
Siebbeinzangen
Pinzas para etmoides
Pinces éthmoïdales
Pinze etmoidali



RH-175-01
Fig. 1

RH-175-02
Fig. 2

RH-175-03
Fig. 3

RH-175-04
Fig. 4

Bruenings Ethmoid Forcep
Shaft Length 16.5 cm (6 ½")

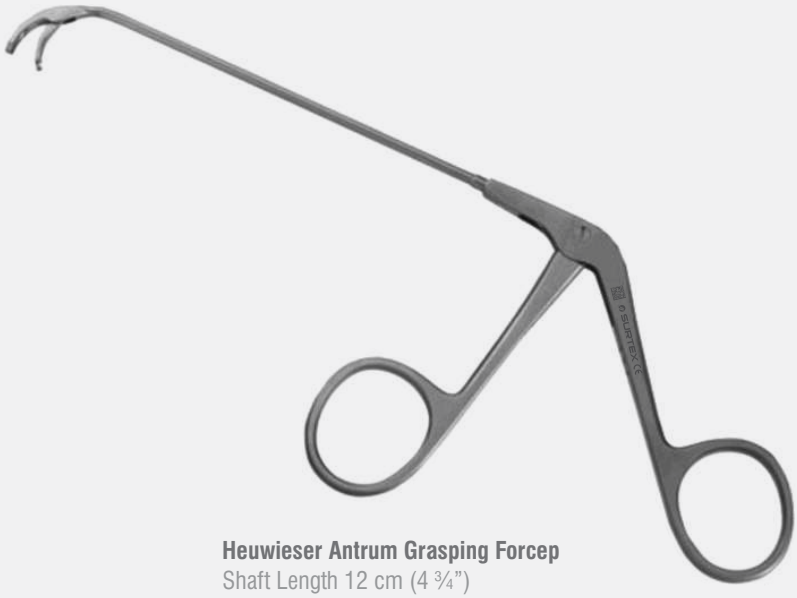

Heuwieser Antrum Grasping Forcep
Shaft Length 12 cm (4 ¾")



RH-177-01
Jaw Curved Downwards
Fixed Jaw Curved 90° Moveable Jaw
Opening upto 120° Backward Opening



RH-177-02
Jaw Curved Upwards
Fixed Jaw Curved 90° Moveable Jaw
Opening upto 120° Backward Opening



RH-177-03
Jaw Curved Right
Fixed Jaw Curved 90° Moveable Jaw
Opening upto 120° Backward Opening



RH-177-04
Jaw Curved Left
Fixed Jaw Curved 90° Moveable Jaw
Opening upto 120° Backward Opening



RH-177-05
With Extra Long Curved For Alveolar
Recess Fixed Jaw Curved 115° Moveable
Jaw Opening upto 140° Backward Opening



RH-177-06
With Fixed Jaw Curved Downwards 140°
Moveable Jaw Backward Opening
155°

Ethmoid Bone Forceps
Siebbeinzangen
Pinzas para etmoides
Pinces éthmoïdales
Pinze etmoidali



RH-181-12
Straight

RH-183-12
Bent Upwards

Takahashi Ethmoid Forcep
Shaft Length 12 cm (4 ¾")





RH-191-19 **RH-193-19**

Watson-Williams Ethmoid Forcep
Shaft Length 12 cm (4 ¾")

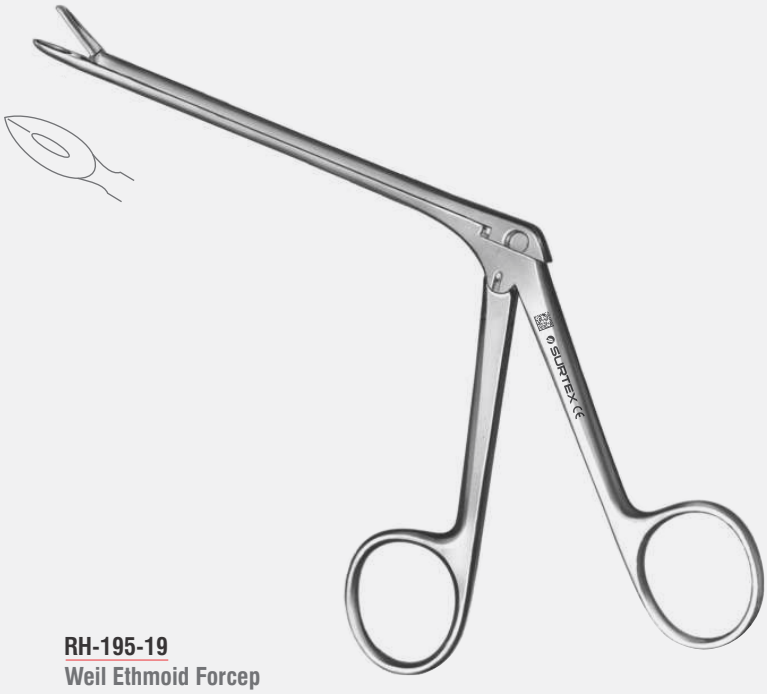

RH-195-19
Weil Ethmoid Forcep
With Neck
Shaft Length 12 cm (4 ¾")

Nasal Cutting Forceps
Scharfe Nasenzangen
Pinzas nasales cortantes
Pinces nasales coupantes
Pinze taglienti per il naso

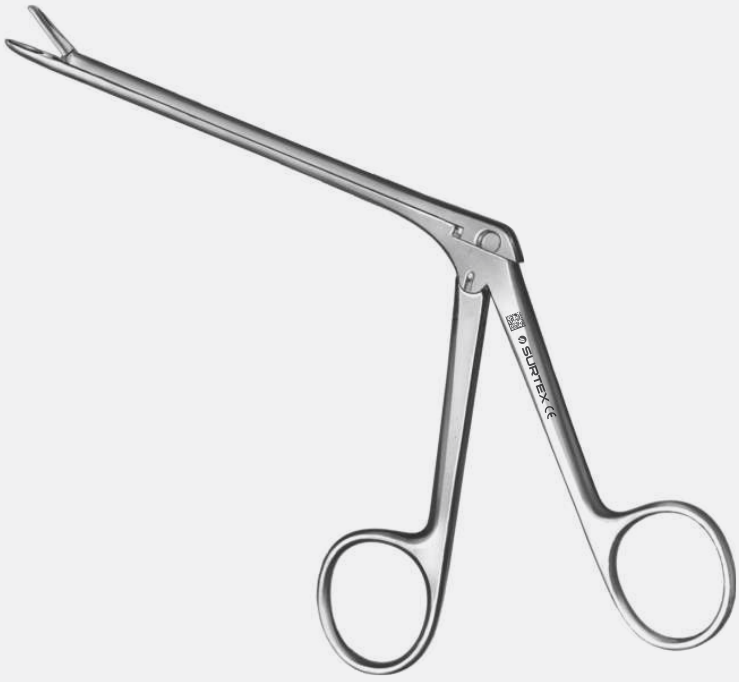

Weil-Blakesley Nasal Cutting Forcep
Shaft Length 12 cm (4 ¾")





RH-201-01	RH-201-02	RH-201-03	RH-201-04	RH-201-05
Fig. 1	Fig. 2	Fig. 3	Fig. 4	Fig. 5
Straight	Straight	Straight	Straight	Straight
3.0 mm	3.5 mm	4.5 mm	5.0 mm	5.5 mm





RH-203-01	RH-203-02	RH-203-03	RH-203-04	RH-203-05
Fig. 1	Fig. 2	Fig. 3	Fig. 4	Fig. 5
Angled 45°	Angled 45°	Angled 45°	Angled 45°	Angled 45°
3.0 mm	3.5 mm	4.5 mm	5.0 mm	5.5 mm





RH-205-01	RH-205-02	RH-205-03	RH-205-04
Fig. 1	Fig. 2	Fig. 3	Fig. 4
Angled 90°	Angled 90°	Angled 90°	Angled 90°
3.0 mm	3.5 mm	4.5 mm	5.0 mm

Nasal Cutting Forceps
Scharfe Nasenzangen
Pinzas nasales cortantes
Pinces nasales coupantes
Pinze taglienti per il naso



RH-207-01
Straight
4.5 mm
Fig. 5

RH-207-02
Straight
5.5 mm
Fig. 5

RH-207-03
Straight
6.5 mm
Fig. 5

Tilley-Henckel Nasal Cutting Forcep
Shaft Length 12 cm (4 ¾")



RH-231-01
0.9 mm
Fig. 1

RH-231-02
1.2 mm
Fig. 2

Struycken Nasal Cutting Forcep
Shaft Length 12 cm (4 ¾")



Nasal Cutting Forcep
Shaft Length 12 cm (4 ¾")



RH-233-01
Through Cut, Straight Slender Model
with Flat Jaws Bite Size 3 x 4 mm



RH-233-02
Through Cut with Basket Straight Slender
Model with Flat Jaws Bite Size 3 x 4 mm



RH-233-03
Through Cut Straight Fine Model
with Flat Jaws Bite Size 1.25 x 5 mm



RH-233-04
Through Cut Straight Small Robust Model
with Flat Jaws Bite Size 2.5 x 6.5 mm

Nasal Cutting Forceps
Scharfe Nasenzangen
Pinzas nasales cortantes
Pinces nasales coupantes
Pinze taglienti per il naso

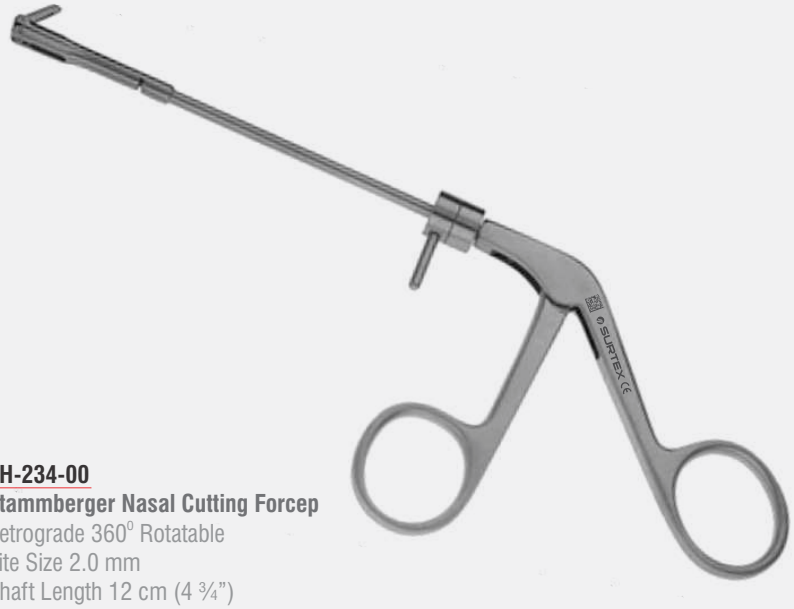

RH-234-00
Stammberger Nasal Cutting Forcep
Retrograde 360^0 Rotatable
Bite Size 2.0 mm
Shaft Length 12 cm (4 ¾")

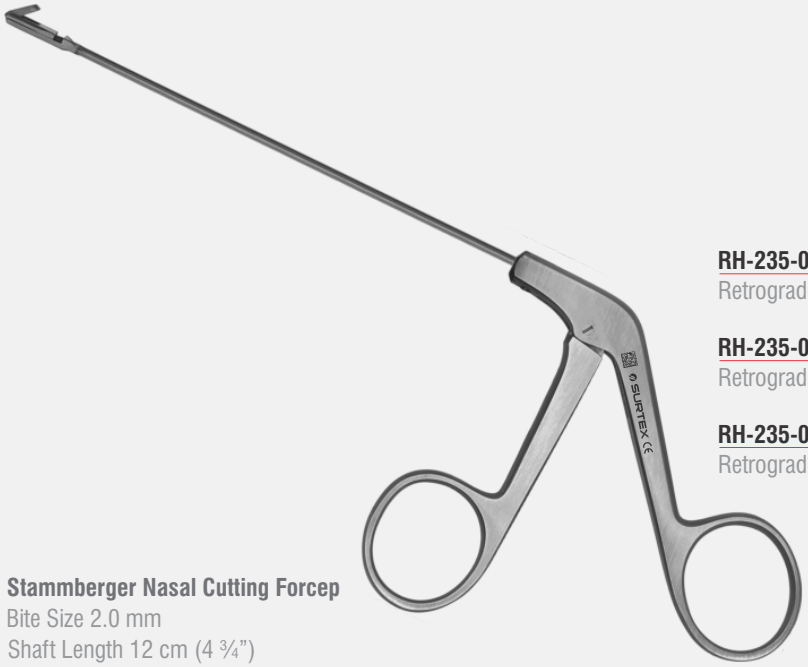

RH-235-01
Retrograde Up Cutting

RH-235-02
Retrograde Right Cutting

RH-235-03
Retrograde Left Cutting

Stammberger Nasal Cutting Forcep
Bite Size 2.0 mm
Shaft Length 12 cm (4 ¾")

Nasal Cutting Forceps
Scharfe Nasenzangen
Pinzas nasales cortantes
Pinces nasales coupantes
Pinze taglienti per il naso



RH-237-35
Straight
Ø 3.5 mm

RH-237-45
Straight
Ø 4.5 mm

Stammberger Circular Cutting Punch
Shaft Length 18 cm (7")



RH-239-35
Angled 65°
Ø 3.5 mm

RH-239-45
Angled 65°
Ø 4.5 mm

Stammberger Circular Cutting Punch
Shaft Length 18 cm (7")

Nasal Cutting Forceps
Scharfe Nasenzangen
Pinzas nasales cortantes
Pinces nasales coupantes
Pinze taglienti per il naso



Hartmann Nasal Cutting Forcep (Conchotome)
Shaft Length 12 cm (4 ¾")



RH-245-12
Schmeden Nasal Cutting Forcep
8.0 mm
Shaft Length 12 cm (4 ¾")



RH-241-01
Ø 5.0 mm
Fig. 1



RH-241-02
Ø 7.0 mm
Fig. 2



RH-241-03
Ø 9.0 mm
Fig. 3



RH-241-04
Ø 11.0 mm
Fig. 4

Nasal Cutting Forceps
Scharfe Nasenzangen
Pinzas nasales cortantes
Pinces nasales coupantes
Pinze taglienti per il naso



Blakesley Nasal Cutting Forcep
Shaft Length 12 cm (4 ¾")



RH-251-25
Through Cut Straight
Bite Size 2.5 mm



RH-251-35
Through Cut Straight
Bite Size 3.5 mm



RH-251-42
Through Cut Straight
Bite Size 4.2 mm



RH-251-48
Through Cut Straight
Bite Size 4.8 mm



RH-253-35
Through Cut Curved
Right Bite Size 3.5 mm



RH-255-35
Through Cut Curved
Left Bite Size 3.5 mm



Blakesley Nasal Cutting Forcep
Shaft Length 12 cm (4 ¾")



RH-257-25
Through Cut
Angled 45° Upwards
Bite Size 2.5 mm



RH-257-35
Through Cut
Angled 45° Upwards
Bite Size 3.5 mm



RH-257-42
Through Cut
Angled 45° Upwards
Bite Size 4.2 mm



RH-257-48
Through Cut
Angled 45° Upwards
Bite Size 4.8 mm

Nasal Scissors
Nasenscheren
Tijeras nasales
Ciseaux nasaux
Forbici nasali

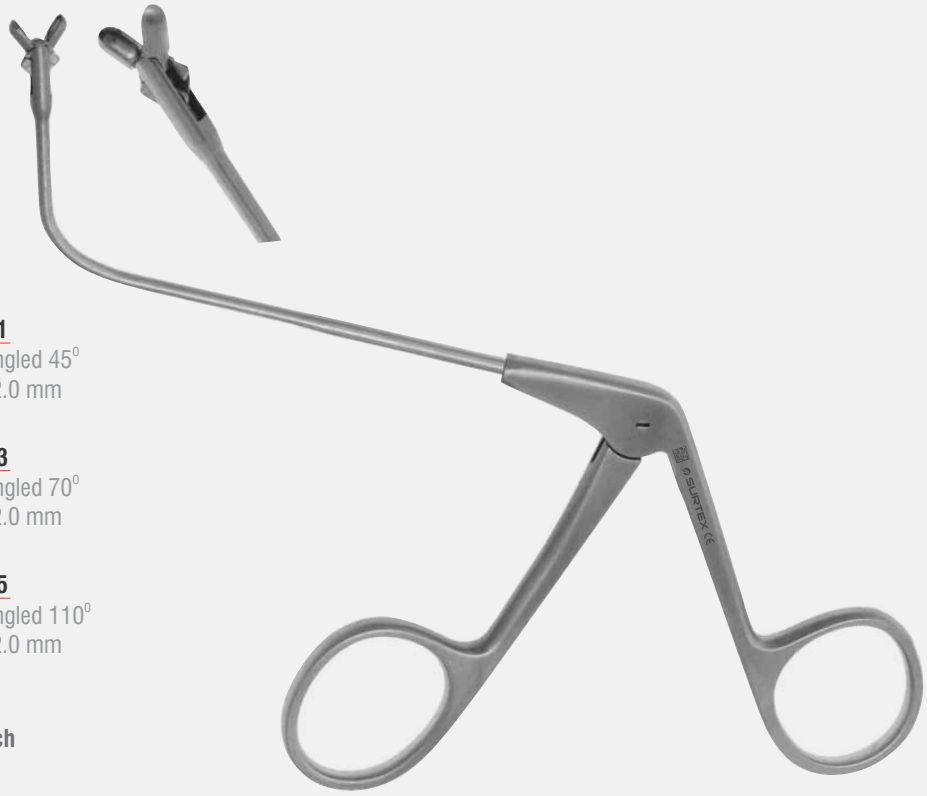

RH-261-00
Vertical Straight
Cup Size 2.0 mm

RH-261-01
Vertical Angled 45°
Cup Size 2.0 mm

RH-261-02
Vertical Angled 55°
Cup Size 2.0 mm

RH-261-03
Vertical Angled 70°
Cup Size 2.0 mm

RH-261-04
Vertical Angled 90°
Cup Size 2.0 mm

RH-261-05
Vertical Angled 110°
Cup Size 2.0 mm

Giraffe Cup Shaped Biopsy Punch
Shaft Length 18 cm (7")

Nasal Cutting Forceps
Scharfe Nasenzangen
Pinzas nasales cortantes
Pinces nasales coupantes
Pinze taglienti per il naso

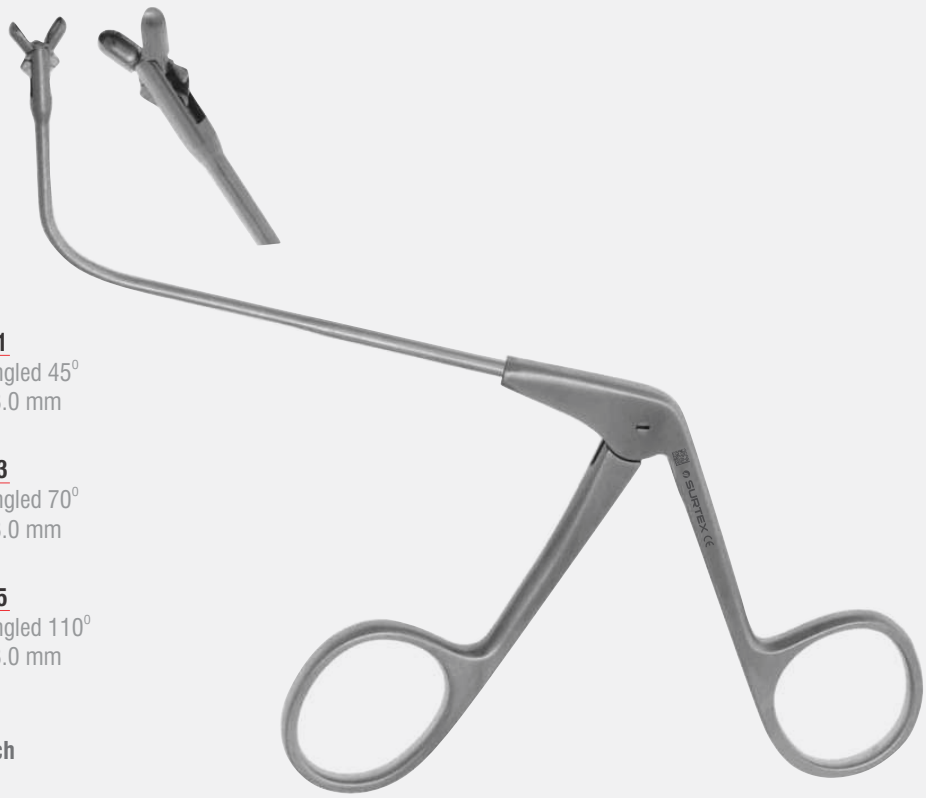

RH-263-00
Vertical Straight
Cup Size 3.0 mm

RH-263-01
Vertical Angled 45°
Cup Size 3.0 mm

RH-263-02
Vertical Angled 55°
Cup Size 3.0 mm

RH-263-03
Vertical Angled 70°
Cup Size 3.0 mm

RH-263-04
Vertical Angled 90°
Cup Size 3.0 mm

RH-263-05
Vertical Angled 110°
Cup Size 3.0 mm

Giraffe Cup Shaped Biopsy Punch
Shaft Length 18 cm (7")

Nasal Cutting Forceps
Scharfe Nasenzangen
Pinzas nasales cortantes
Pinces nasales coupantes
Pinze taglienti per il naso

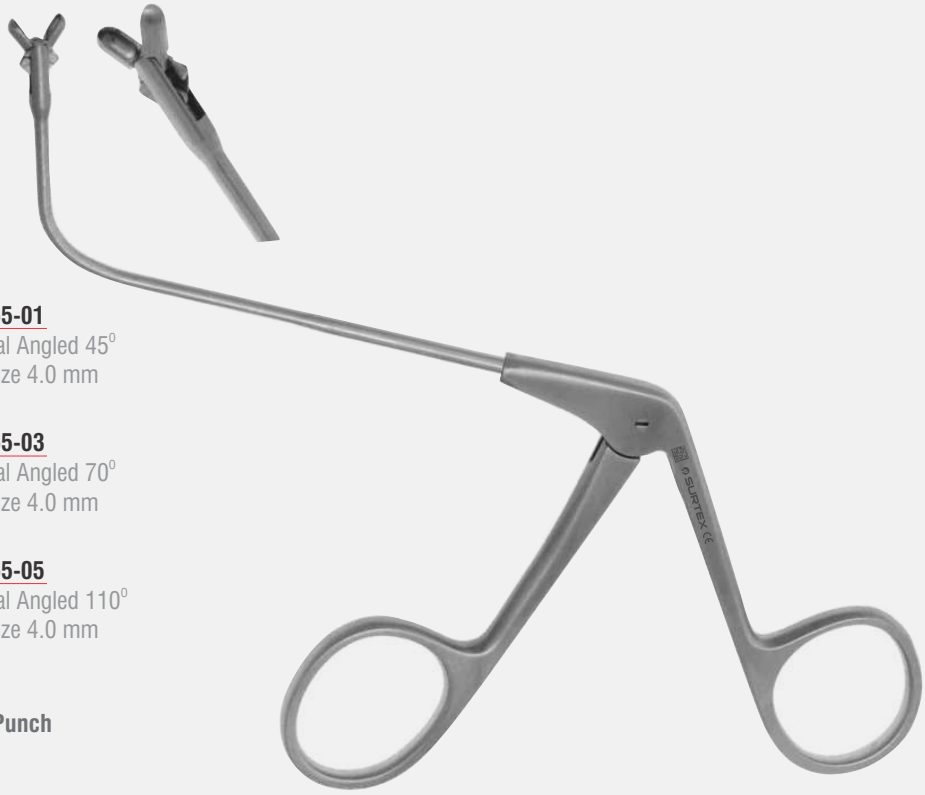

RH-265-00
Vertical Straight
Cup Size4.0 mm

RH-265-01
Vertical Angled 45°
Cup Size 4.0 mm

RH-265-02
Vertical Angled 55°
Cup Size 4.0 mm

RH-265-03
Vertical Angled 70°
Cup Size 4.0 mm

RH-265-04
Vertical Angled 90°
Cup Size 4.0 mm

RH-265-05
Vertical Angled 110°
Cup Size 4.0 mm

Giraffe Cup Shaped Biopsy Punch
Shaft Length 18 cm (7")

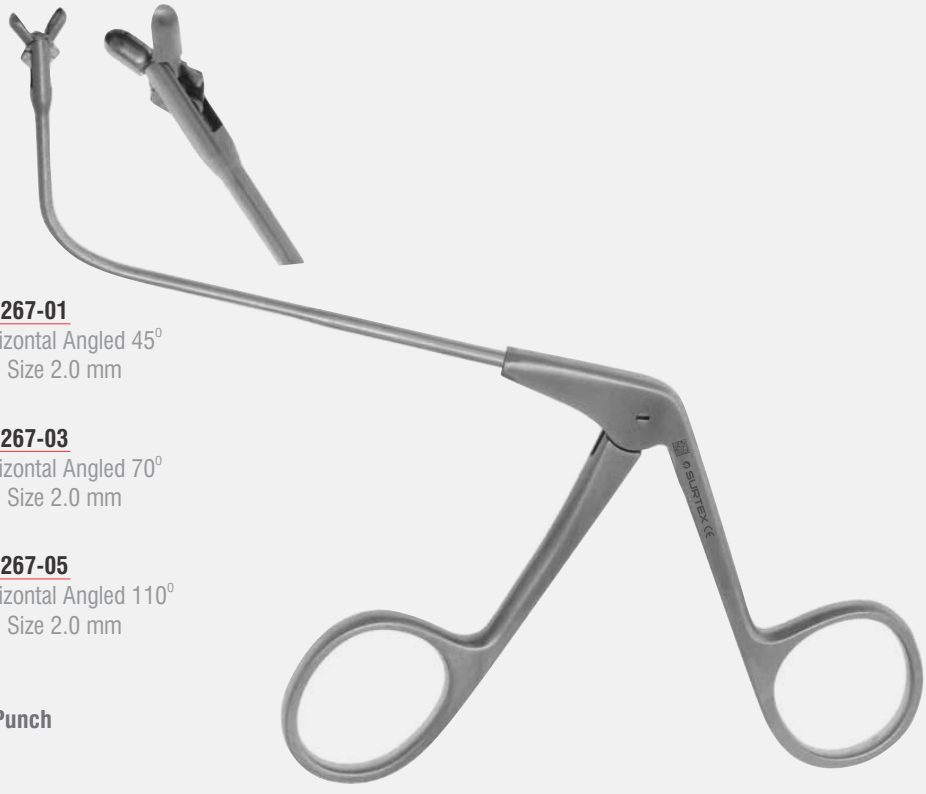

RH-267-00
Horizontal Straight
Cup Size 2.0 mm

RH-267-01
Horizontal Angled 45°
Cup Size 2.0 mm

RH-267-02
Horizontal Angled 55°
Cup Size 2.0 mm

RH-267-03
Horizontal Angled 70°
Cup Size 2.0 mm

RH-267-04
Horizontal Angled 90°
Cup Size 2.0 mm

RH-267-05
Horizontal Angled 110°
Cup Size 2.0 mm

Giraffe Cup Shaped Biopsy Punch
Shaft Length 18 cm (7")

Nasal Cutting Forceps
Scharfe Nasenzangen
Pinzas nasales cortantes
Pinces nasales coupantes
Pinze taglienti per il naso

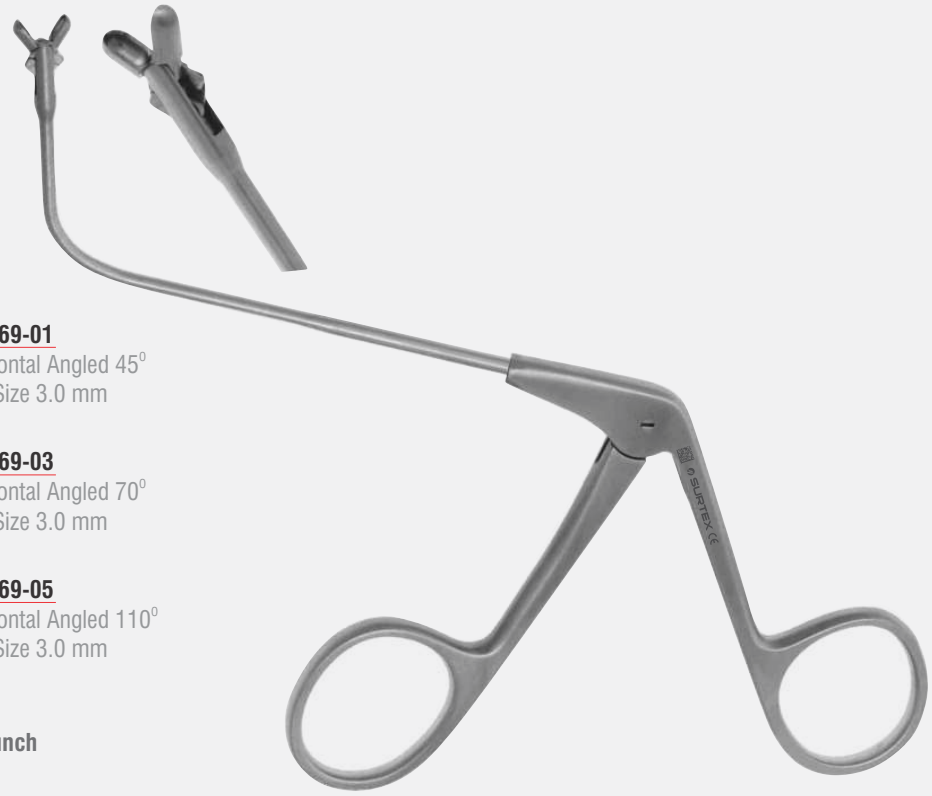

RH-269-00
Horizontal Straight
Cup Size 3.0 mm

RH-269-01
Horizontal Angled 45°
Cup Size 3.0 mm

RH-269-02
Horizontal Angled 55°
Cup Size 3.0 mm

RH-269-03
Horizontal Angled 70°
Cup Size 3.0 mm

RH-269-04
Horizontal Angled 90°
Cup Size 3.0 mm

RH-269-05
Horizontal Angled 110°
Cup Size 3.0 mm

Giraffe Cup Shaped Biopsy Punch
Shaft Length 18 cm (7")

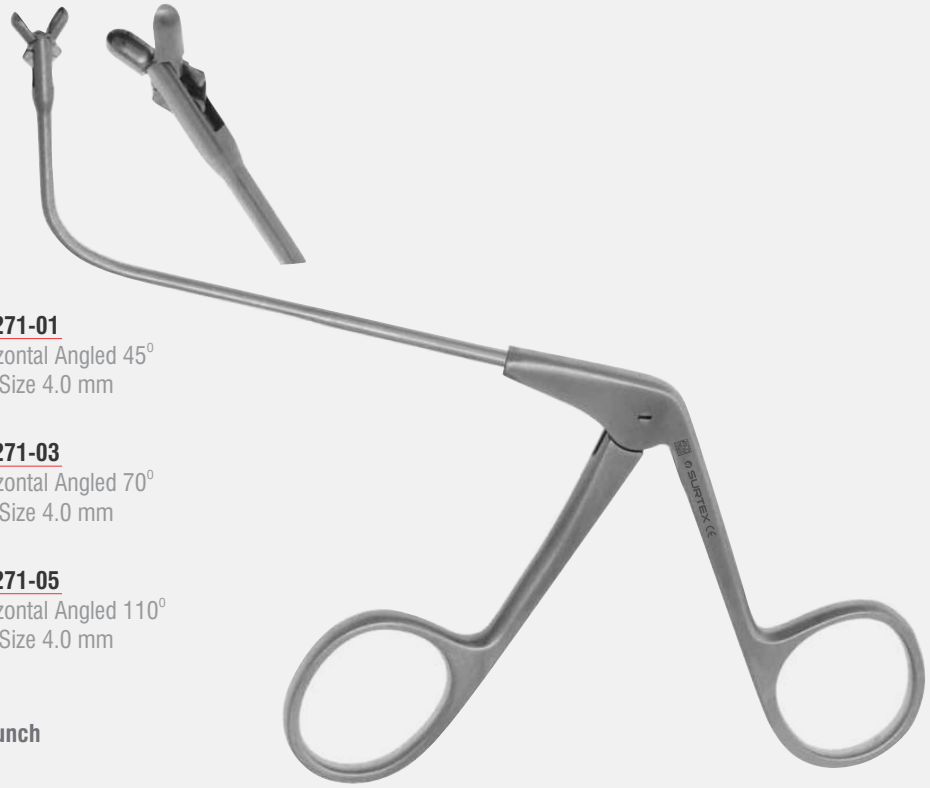

RH-271-00
Horizontal Straight
Cup Size 4.0 mm

RH-271-01
Horizontal Angled 45°
Cup Size 4.0 mm

RH-271-02
Horizontal Angled 55°
Cup Size 4.0 mm

RH-271-03
Horizontal Angled 70°
Cup Size 4.0 mm

RH-271-04
Horizontal Angled 90°
Cup Size 4.0 mm

RH-271-05
Horizontal Angled 110°
Cup Size 4.0 mm

Giraffe Cup Shaped Biopsy Punch
Shaft Length 18 cm (7")

Septum Forceps, Septum Morselizer
Septumzangen, Septumquetschzange
Pinzas para tabique nasal, Pinza para aplastamiento
Pinces pour la cloison nasale, Pince-gouge pour la cloison nasale
Pinze per il setto nasale, Pinza contundente per il setto nasale



RH-271-15
Cottle Masing Needle Holder
Smooth Jaws
Shaft Length 15 cm (6")



Jansen-Middelton Septum Forcep
Overall Length 19 cm (7 ½")

RH-281-19
Through
Cutting Jaws



RH-283-19
Cup
Shaped Jaws



RH-291-21
UltraGrip™ TC Rubin Septum Forcep
Overall Length 21 cm (8 ¼")

ULTRA GRIP

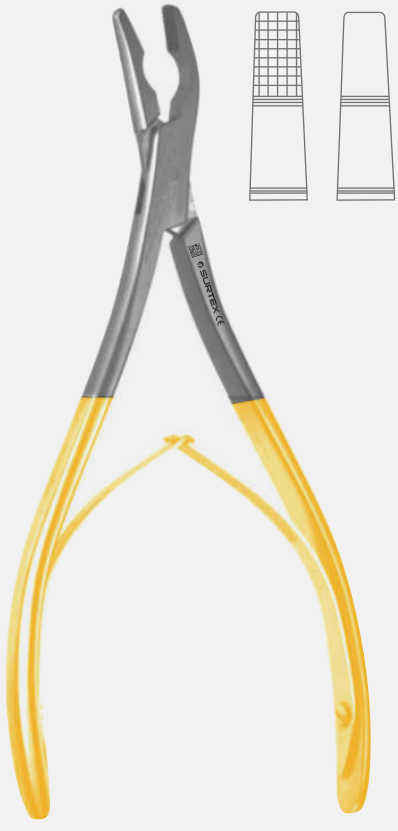

RH-293-21
UltraGrip™ TC Lower Lateral Morselizer
Overall Length 19 cm (7 ½")

ULTRA GRIP

Sphenoid Bone Punches
Keilbeinstanzen
Pinzas sacabocadas para esfenoides
Pinces emporte-pièces pour sinus sphénodal
Pinze taglienti per seno sfenoidale



Hajek Sphenoid Punch
Shaft Length 14 cm (5 ½")



RH-301-01
Up Cutting
4.0 mm x 4.0 mm



RH-301-02
Down Cutting
4.0 mm x 4.0 mm



Hajek-Kofler Sphenoid Punch
Shaft Length 14 cm (5 ½")



RH-303-01
Up Cutting
3.5 mm x 3.5 mm



RH-303-02
Down Cutting
3.5 mm x 3.5 mm

Sphenoid Bone Punches
Keilbeinstanzen
Pinzas sacabocadas para esfenoides
Pinces emporte-pièces pour sinus sphénodal
Pinze taglienti per seno sfenoidale



Kerrison Sphenoid Punch
Up Cutting



RH-305-03
Ø 3.0 mm x 3.0 mm
9 cm (3 ½")



RH-305-04
Ø 4.0 mm x 4.0 mm
9 cm (3 ½")



RH-305-05
Ø 5.0 mm x 5.0 mm
9 cm (3 ½")



RH-305-06
Ø 6.0 mm x 6.0 mm
9 cm (3 ½")



RH-307-20
Hajek-Claus Antrum Punch
Bite Size 5.0 mm
Overall Length 20 cm (8")



Antrum Punch
Bite Size 4.0 mm x 5.0 mm
Shaft Length 14 cm (5 ½")



RH-309-01
Angled 45° Backward Cutting



RH-309-02
Angled 45° Forward Cutting

Rhinoplastic Knives
Rhinoplastik-Messer
Cuchillos rinoplásticos
Couteaux pour plastie du nez
Bisturi per plastica nasale





RH-350-15
Straight
Fig. 1

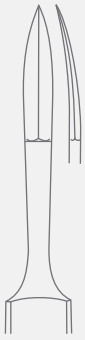

RH-351-15
Curved
Fig. 2

Joseph Rhinoplasty Knife
Overall Length 15 cm (6")



RH-355-15
Fomon Rhinoplasty Knife
Overall Length 16.5 cm (6 ½")



RH-361-16
Converse Rhinoplasty Knife
Overall Length 16 cm (6 ¼")

Rhinoplastic Knives,
Rhinoplastik-Messer,
Cuchillos rinoplásticos,
Couteaux pour plastie du nez,
Bisturi per plastica nasale,



RH-365-15
Joseph Rhinoplasty Knife
Overall Length 15 cm (6")



RH-367-15
Cottle Rhinoplasty Knife
Overall Length 14 cm (5 ½")



RH-369-15
Freer Mucosa Knife
Overall Length 16.5 cm (6 ½")





RH-371-01
Right



RH-371-02
Left

Freer Septum Knife
Overall Length 18 cm (7")

Septum Knives, Swivel Knives
Septummesser, Schwingmesser
Cuchillos para tabique nasal
Bistouris pour la cloison nasale
Bisturi per il setto nasale



RH-373-01
18 cm (7")



RH-373-02
19 cm (7 ½")

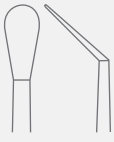

Freer Septum Knife



RH-380-03
3.0 mm



RH-380-04
4.0 mm



RH-380-05
5.0 mm



Ballenger Swivel Knife
Straight
Overall Length 21 cm (8 ¼")



RH-381-03
3.0 mm



RH-381-04
4.0 mm



RH-381-05
5.0 mm



Ballenger Swivel Knife
Bayonet Shaped
Overall Length 20 cm (8")

Septum Elevators
Septumelevatorien
Elevadores para tabique nasal
Elévateurs pour la cloison nasale
Elevatori per il setto nasale



RH-451-04
4.0 mm

RH-451-05
5.0 mm

McKenty Septum Elevator
Overall Length 15 cm (6")



RH-455-16
Halle Septum Elevator
3.5 mm
Overall Length 16 cm (6 ¼")



RH-461-16
Joseph Septum Elevator
4.0 mm
Overall Length 16 cm (6 ¼")

Septum Elevators
Septumelevatorien
Elevadores para tabique nasal
Elévateurs pour la cloison nasale
Elevatori per il setto nasale





RH-465-01
Slightly Curved

RH-465-02
Medium Curved

RH-465-03
Strongly Curved

Daniel Periosteal Elevator
Overall Length 16 cm (6 ¼")



RH-471-19
Sharp
5.0 mm

RH-473-19
Blunt
6.0 mm

Freer Septum Elevator
Overall Length 19 cm (7 ½")



Sharp

Blunt

RH-475-18
Freer Septum Elevator
Double Ended 5.0 mm, 5.0 mm
Overall Length 18.5 cm (7 ¼")

Septum Elevators
Septumelevatorien
Elevadores para tabique nasal
Elévateurs pour la cloison nasale
Elevatori per il setto nasale



RH-476-18
Freer-Yasargil Septum Elevator
Double Ended, Sharp/Blunt
3.0 mm, 3.0 mm
Overall Length 18.5 cm (7 ¼")





Sharp, 5.0 mm

Blunt, 5.0 mm



RH-477-20
Freer Septum Elevator
Double Ended
Overall Length 20.5 cm (8")



RH-479-20
McKenty Septum Elevator
4.0 mm, 4.0 mm
Overall Length 20.5 cm (8")



RH-482-19
Ballenger-Hajek Septum Elevator
6.0 mm, 6.0 mm
Overall Length 19 cm (7 ½")

Septum Elevators
Septumelevatorien
Elevadores para tabique nasal
Elévateurs pour la cloison nasale
Elevatori per il setto nasale



RH-501-23
Cottle Septum Elevator
5.0 mm, 5.0 mm
Overall Length 23.5 cm (9 ¼")



RH-503-18
Killian Septum Elevator
4.0 mm, 4.0 mm
Overall Length 18 cm (7")



RH-505-23
Killian Septum Elevator
4.5 mm, 4.5 mm
Overall Length 23 cm (9")



RH-507-21
Pierce Septum Elevator
4.0 mm, 4.0 mm
Overall Length 21.5 cm (8 ½")

Periosteal Elevators
Periostelevatorien
Legras para periostio
Elévateurs pour le périoste
Elevatori per il periosto



RH-509-21
Pennington Septum Elevator
4.0 mm, 4.0 mm
Overall Length 21.5 cm (8 ½")



RH-511-19
Roger Septum Elevator
4.0 mm, 4.0 mm
Overall Length 19.5 cm (7 ¾")



RH-513-15
Traquair Septum Elevator
1 x 3 mm (7 mm Long) &
1 x 2 mm (5 mm Long)
Overall Length 15.5 cm (6")



RH-541-22
Cottle Septum Elevator
3.3 mm, 3.7 mm
Overall Length 23 cm (9")

Periosteal Elevators
Periostelevatorien
Legras para periostio
Elévateurs pour le périoste
Elevatori per il periosto



RH-543-21
Masing Septum Elevator
3.0 mm, 2.0 mm
Overall Length 19.5 cm (7 ¾")



RH-545-21
Cottle Periosteal Elevator
4.5 mm, 4.5 mm
Overall Length 22 cm (8 ¾")



RH-547-21
Howarth Septum Elevator
5.5 mm, 4.5 mm
Overall Length 21.5 cm (8 ½")



RH-551-16
Joseph Periosteal Elevator
6.0 mm
Overall Length 18 cm (7")

Septum Chisels, Septum Gouges
Septummeißel, Septum-Hohlmeißel
Cinceles para tabique nasal, Gubias para tabique nasal
Elévateurs pour le périoste, Gouges pour la cloison nasale
Elevatori per il periosto, Sgorbie per il setto nasale





RH-600-16
Straight



RH-601-16
Curved

Freer Septum Chisel
4.0 mm
Overall Length 16.5 cm (6 ½")



RH-604-16
West Septum Chisel
Overall Length 16 cm (6 ¼")



RH-605-16
West Septum Gouge
Overall Length 16 cm (6 ¼")



RH-608-15
Freer Septum Gouge
6.0 mm
Overall Length 15 cm (6")

Septum Gouges
Septum-Hohlmeißel
Gubias para tabique nasal
Gouges pour la cloison nasale
Sgorbie per il setto nasale



Ballenger Septum Gouge
Overall Length 15 cm (6")

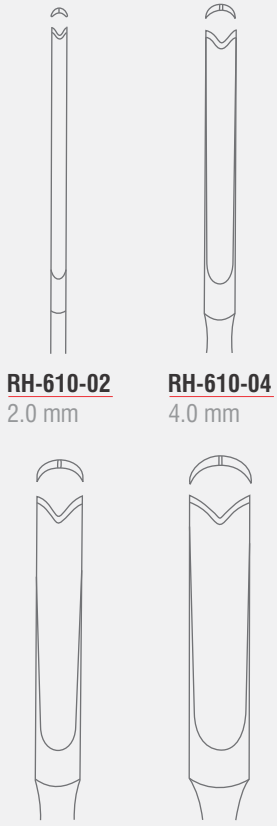

RH-610-02
2.0 mm

RH-610-04
4.0 mm

RH-610-06
6.0 mm

RH-610-08
8.0 mm



RH-613-16
Killian Septum Gouge
Bayonet Shaped, 8.0 mm
Overall Length 16 cm (6 ¼")



RH-615-16
Killian-Claus Septum Gouge
Bayonet Shaped, 5.0 mm
Overall Length 16 cm (6 ¼")

Osteotomes
Osteotome
Osteótomos
Ostéotomes
Osteotomi





RH-620-02
2.0 mm

RH-620-03
3.0 mm

RH-620-04
4.0 mm

RH-620-05
5.0 mm

RH-620-07
7.0 mm

RH-620-09
9.0 mm

RH-620-12
12.0 mm

Cottle Nasal Osteotome
Straight
Overall Length 18.5 cm (7 ¼")





RH-621-02
2.0 mm

RH-621-04
4.0 mm

RH-621-06
6.0 mm

RH-621-09
9.0 mm

RH-621-12
12.0 mm

Cottle Nasal Osteotome
Curved
Overall Length 18.5 cm (7 ¼")

Chisels, Osteotomes
Meißel, Osteotome
Cinceles, Osteótomos
Ciseaux-burins, Ostéotomes
Scalpelli, Osteotomi



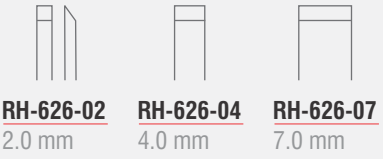

RH-626-02
2.0 mm

RH-626-04
4.0 mm

RH-626-07
7.0 mm



RH-626-09
9.0 mm

RH-626-12
12.0 mm

Cottle Nasal Chisel
Straight , Cross Handle
Overall Length 18.5 cm (7 ¼")

RH-627-06
Cottle Nasal Chisel
Curved, Cross Handle
6.0 mm
Overall Length 18.5 cm (7 ¼")



Cottle Nasal Osteotome
Overall Length 18.5 cm (7 ¼")

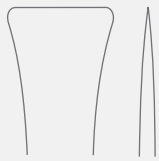

RH-630-14
14.0 mm

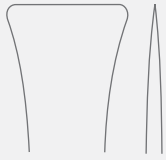

RH-630-16
16.0 mm

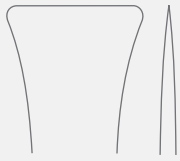

RH-630-18
18.0 mm

Osteotomes
Osteotome
Osteótomos
Ostéotomes
Osteotomi





RH-632-04
4.0 mm



RH-632-06
6.0 mm



RH-632-07
7.0 mm

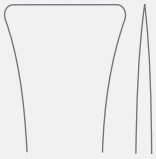

RH-632-16
16.0 mm

Cottle Nasal Osteotome
Cross Handle
Overall Length 18.5 cm (7 ¼")





RH-636-10
10.0 mm



RH-636-12
12.0 mm



RH-636-14
14.0 mm



RH-636-16
16.0 mm

Rubin Nasal Osteotome
Overall Length 18.5 cm (7 ¼")





RH-638-11
11.0 mm



RH-638-13
13.0 mm

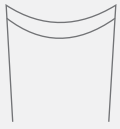

RH-638-14
14.5 mm

McIndoe Nasal Chisel
Overall Length 15.5 cm (6")

Chisels, Osteotomes
Meißel, Osteotome
Cinceles, Osteótomos
Ciseaux-burins, Ostéotomes
Scalpelli, Osteotomi





RH-640-03
3.0 mm

RH-640-04
4.5 mm

Walter Nasal Chisel
Overall Length 9 cm (7 ½")



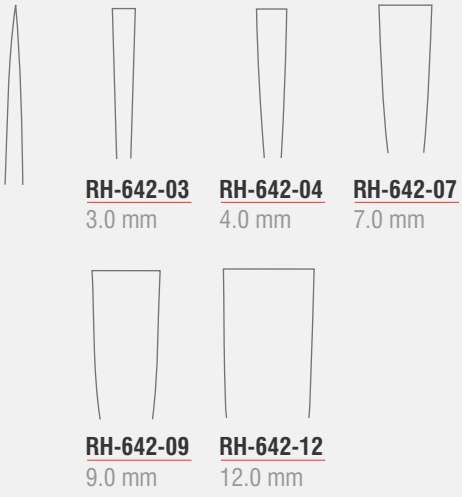

RH-642-03
3.0 mm

RH-642-04
4.0 mm

RH-642-07
7.0 mm

RH-642-09
9.0 mm

RH-642-12
12.0 mm

Walter Nasal Osteotome
Overall Length 19 cm (7 ½")



Halle Antrum Curette
Malleable
Overall Length 21 cm (8 ¼")



RH-643-01
4.8 mm



RH-643-02
5.8 mm



RH-643-03
6.8 mm

Chisels, Osteotomes
Meißel, Osteotome
Cinceles, Osteótomos
Ciseaux-burins, Ostéotomes
Scalpelli, Osteotomi





RH-645-01
7 x 11 mm



RH-645-02
8 x 11 mm



RH-645-03
9 x 13 mm

Antrum Curette
Oval
Overall Length 19 cm (7 ½")





RH-647-01
Round
Ø 4 mm



RH-647-02
Oblong Small
1.5 x 6 mm



RH-647-03
Oblong Large
3 x 9 mm

Antrum Curette
Overall Length 19 cm (7 ½")





RH-649-01
Angled
Forward Cutting
7 x 10 mm



RH-649-02
Angled
Backwards Cutting
7 x 10 mm

Antrum Curette
Overall Length 19 cm (7 ½")

Osteotomes
Osteotome
Osteótomos
Ostéotomes
Osteotomi



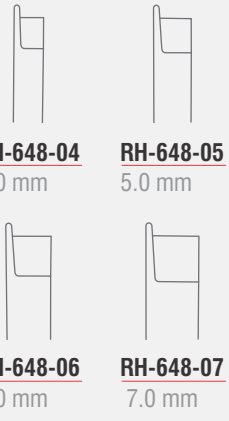

RH-648-04
4.0 mm

RH-648-05
5.0 mm

RH-648-06
6.0 mm

RH-648-07
7.0 mm

Fomon Nasal Chisel
Overall Length 16 cm (6 ¼")





RH-650-10
10.0 mm

RH-650-14
14.0 mm

RH-650-12
12.0 mm

RH-650-16
16.0 mm

Cinelli Nasal Osteotome
Overall Length 16 cm (6 ¼")

Osteotomes
Osteotome
Osteótomos
Ostéotomes
Osteotomi



Neivert-Anderson Nasal Osteotome
Overall Length 20.5 cm (8")



RH-654-07
Straight
7.0 mm

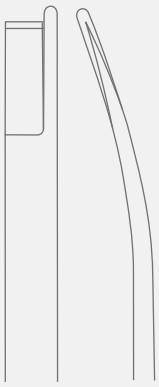

RH-655-07
Left
7.0 mm

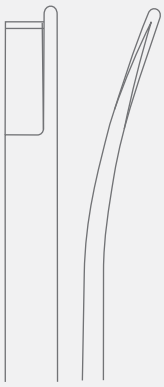

RH-657-07
Right
7.0 mm



Cottle Nasal Chisel
Overall Length 18 cm (7")



RH-660-02
2.0 mm



RH-660-04
4.0 mm



RH-660-06
6.0 mm



RH-660-07
7.0 mm



RH-660-09
9.0 mm

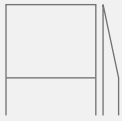

RH-660-12
12.0 mm

Osteotomes
Osteotome
Osteótomos
Ostéotomes
Osteotomi



RH-664-01
1.0 mm

RH-664-02
2.0 mm

RH-664-03
3.0 mm

RH-664-04
4.0 mm

RH-664-05
5.0 mm

RH-664-06
6.0 mm

RH-664-07
7.0 mm

RH-664-08
8.0 mm

RH-664-10
10.0 mm

RH-664-12
12.0 mm

Sheehan Nasal Osteotome
Overall Length 15 cm (6")

Rhinoplastic Chisels
Nasenmeißel, Meißel
Cinceles nasales, Cinceles
Ciseaux-burins nasaux, Ciseaux-burins
Scalpelli nasali, Scalpelli





RH-666-05
Straight
5.0 mm



RH-667-05
Right
5.0 mm

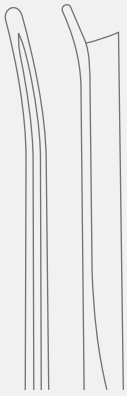

RH-669-05
Left
5.0 mm

Silver Nasal Chisel
Overall Length 18 cm (7")



RH-672-01
Parkes Nasal Osteotome
Overall Length 16 cm (6 ¼")

Nasal Saws
Nasensägen
Sierras nasales
Scies nasales
Seghe nasali



RH-691-01
Joseph Nasal Saw
Angled to Left
Overall Length 17 cm (6 ¾")

RH-691-02
Joseph Nasal Saw
Angled to Right
Overall Length 17 cm (6 ¾")

Nasal Saws
Nasensägen
Sierras nasales
Scies nasales
Seghe nasali



RH-692-19
Joseph Nasal Saw
Straight, 40.0 mm
Overall Length 19 cm (7 ½")



RH-693-01
Joseph Nasal Saw
Bayonet Shaped, 40.0 mm
Overall Length 19 cm (7 ½")



RH-693-02
Joseph Nasal Saw
Bayonet Shaped, 40.0 mm
Overall Length 19 cm (7 ½")



RH-698-00
Cottle Cartilage Crusher

Nasal Rasps
Nasenraspeln
Escofinas nasales
Râpes nasales
Raspe nasali



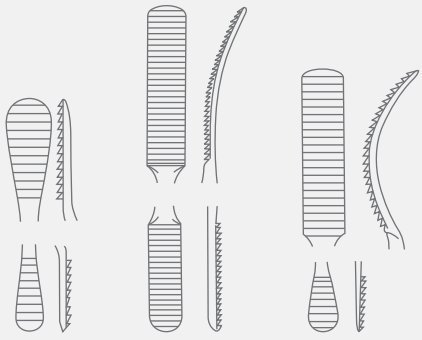

RH-701-01
Fig. 1

RH-701-02
Fig. 2

RH-701-03
Fig. 3

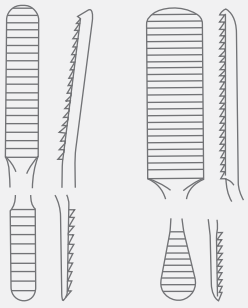

RH-701-04
Fig. 4

RH-701-05
Fig. 5

Miller-Colburn Nasal Rasp
Drawing Cut
Overall Length 18 cm (7")



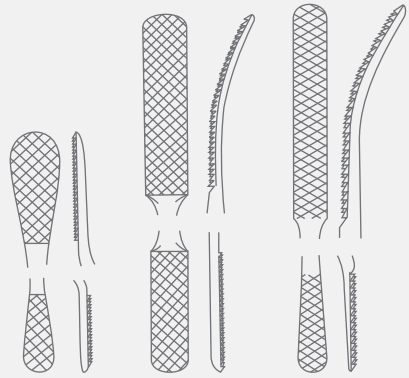

RH-703-01
Fig. 1

RH-703-02
Fig. 2

RH-703-03
Fig. 3

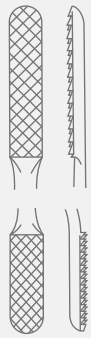

RH-703-04
Fig. 4

Miller-Colburn Nasal Rasp
Cross Cut
Overall Length 18 cm (7")

Nasal Rasps
Nasenraspeln
Escofinas nasales
Râpes nasales
Raspe nasali



RH-705-01
UltraCut™ TC Miller Nasal Rasp
Drawing Cut
Overall Length 19 cm (7 ½")

ULTRA Cut™



RH-707-01
UltraCut™ TC Miller Nasal Rasp
Cross Cut
Overall Length 19 cm (7 ½")

ULTRA Cut™

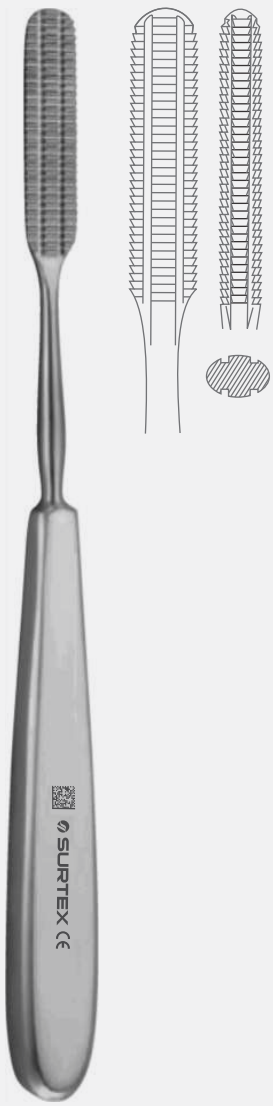

RH-710-18
Maltz Nasal Rasp
Drawing Cut, 40 x 9 mm
Overall Length 17.5 cm (7")

Nasal Rasps
Nasenraspeln
Escofinas nasales
Râpes nasales
Raspe nasali



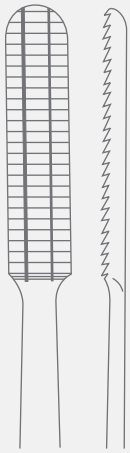

RH-712-01
34 x 7 mm
Drawing Cut

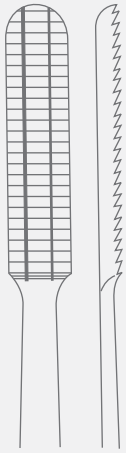

RH-712-02
34 x 7 mm
Pushing Cut

Maltz Nasal Rasp
Overall Length 17 cm (6 ¾")



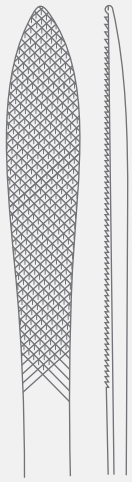

RH-714-01
60 x 8 mm

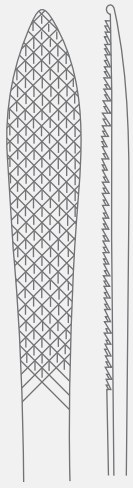

RH-714-02
45 x 9 mm

Joseph Nasal Rasp
Overall Length 16 cm (6 ¼")

Nasal Rasps
Nasenraspeln
Escofinas nasales
Râpes nasales
Raspe nasali





RH-720-01
30 x 8 mm
Coarse

RH-720-02
30 x 8 mm
Fine

Fomon Nasal Rasp
Overall Length 21 cm (8 ¼")





RH-722-01
35 x 8 mm

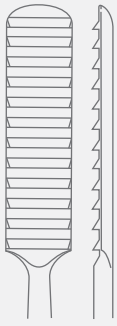

RH-722-02
35 x 10 mm

Parkes Nasal Rasp
Drawing Cut
Overall Length 19.5 cm (7 ¾")



RH-724-01
Straight
45 x 6 mm

RH-724-02
Left
45 x 6 mm

RH-724-03
Right
45 x 6 mm

Gallaher Antrum Rasp
Overall Length 17 cm (6 ¾")

Nasal Rasps
Nasenraspeln
Escofinas nasales
Râpes nasales
Raspe nasali



RH-726-21
Cottle Nasal Rasp
30 x 8 mm
Overall Length 20.5 cm (8")



Aufricht Glabella Nasal Rasp
Overall Length 21 cm (8 ¼")

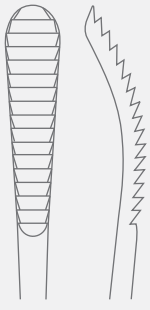

RH-729-01
Pushing Cut
32 x 9 mm

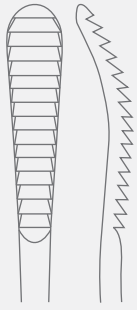

RH-729-02
Drawing Cut
32 x 9 mm



RH-730-21
UltraCut™ TC Webster Glabella Nasal Rasp
Bi-Directional, (Push-Pull Cutting)
Overall Length 21 cm (8 ¼")

ULTRA Cut™

Nasal Rasps
Nasenraspeln
Escofinas nasales
Râpes nasales
Raspe nasali



RH-732-01
Pushing
15 x 8 mm



RH-732-02
Drawing
15 x 8 mm

Lewis Nasal Rasp
Overall Length 19 cm (7 ½")



RH-734-01
Drawing Cut,
Fine Cutting Edge
of 15 x 8 mm

RH-734-02
Drawing Cut,
Coarse Cutting Edge
of 15 x 8 mm

UltraCut™ TC Lewis Nasal Rasp
Overall Length 19 cm (7 ½")



RH-735-18
Wiener Nasal Rasp
Shaft Dia 5.0 mm
Overall Length 18 cm (7")

ULTRACut™

Bone Files, Nasal Rasps
Knochenfeilen, Nasenraspeln
Limas para huesos, Escofinas nasales
Limes à os, Râpes nasales
Lime per ossa, Raspe nasali





RH-738-19
Straight

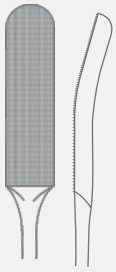

RH-739-19
Curved

Diam-n-Dust™ Nasal Rasp
Overall Length 19 cm (7 ½")



UltraCut™ TC Maltz Nasal Rasp
Overall Length 19.5 cm (7 ¾")

ULTRA Cut™

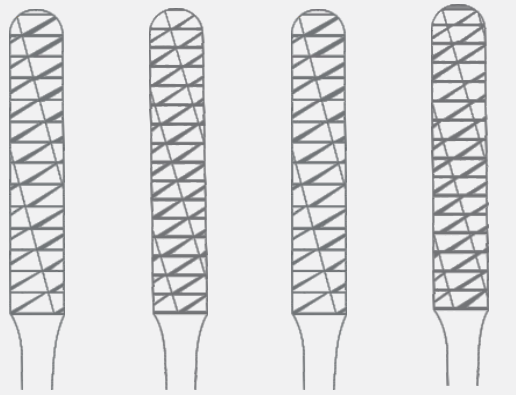

RH-742-01 **RH-742-02** **RH-742-03** **RH-742-04**

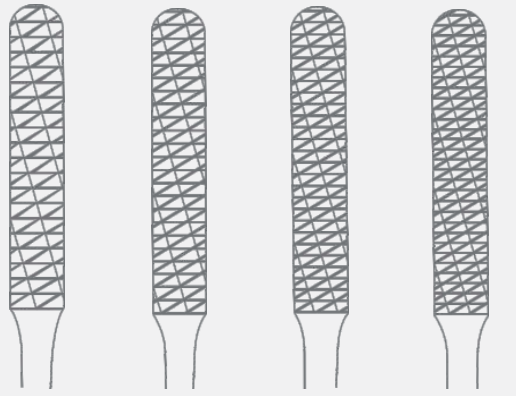

RH-742-05 **RH-742-06** **RH-742-07** **RH-742-08**



RH-742-09 **RH-742-10**

Nasal Rasps, Antrum Rasps
Nasenraspeln, Antrumraspeln
Escofinas nasales, Escofinas para el antro
Râpes nasales, Râpes pour antre
Raspe nasali, Raspe per seno mascellare



RH-744-21
Fomon Nasal Rasp
30 x 8 mm
Overall Length 20.5 cm (8")



UltraCut™ Fomon Nasal Rasp
Overall Length 20.5 cm (8")

ULTRACut™

RH-746-01
30 x 8 mm
Fig. 1 - 2

RH-746-02
40 x 7 mm
Fig. 3 - 4

RH-746-03
40 x 7 mm
Fig. 5 - 6

RH-746-04
40 x 7 mm
Fig. 7 - 8

RH-746-05
40 x 7 mm
Fig. 9 - 10

Alar Hooklets
Nasenflügelhäkchen
Ganchitos para alas de nariz
Crochets pour les ailes du nez
Uncini per le pinne nasali



RH-761-22
Lange Alar Hook
Button End
Overall Length 23 cm (9")



RH-763-17
Fomon Alar Hook
Button End
Overall Length 17 cm (6 ¾")



RH-765-16
Fomon Alar Hook
Button End
Overall Length 16 cm (6 ¼")



RH-767-20
Cottle-Neivert Alar Hook
Overall Length 19.5 cm (7 ¾")

Alar Hooklets, Nasal Retractors
Nasenflügelhäkchen, Nasenhaken
Ganchitos para alas de nariz, Separadores nasales
Crochets pour les ailes du nez, Ecarteurs nasaux
Uncini per le pinne nasali, Divaricatori nasali





RH-771-01
Sharp



RH-771-02
Probe on
Left Prong



RH-771-03
Probe on
Right Prong

Cottle Alar Hook
Overall Length 14.5 cm (5 ¾")



RH-775-00
Cottle-Millard Finger Ring Retractor
5 x 12 mm
Overall Length 5.5 cm (2 ¼")



RH-781-01
18 x 9.5 mm

RH-781-02
28 x 12.5 mm

RH-781-03
41 x 13.5 mm

RH-781-04
53 x 13.5 mm

Converse Nasal Retractor
Overall Length 9 cm (3 ½")

Nasal Retractors
Nasenhaken
Separadores nasales
Ecarteurs nasaux
Divaricatori nasali



RH-785-19
Aufricht Nasal Retractor
40 x 12 mm
Overall Length 19 cm (7 ½")



RH-787-11
Converse Nasal Retractor
44 x 11 mm
Overall Length 10.5 cm (4")

Nasal Retractors
Nasenhaken
Separadores nasales
Ecarteurs nasaux
Divaricatori nasali



RH-789-16
Neivert Nasal Retractor
Overall Length 17 cm (6 ¾")



RH-791-15
Cottle Alar Retractor
Overall Length 16 cm (6 ¼")



RH-793-14
Aufricht Nasal Retractor
Blunt, 60 x 6.5 mm
Overall Length 12 cm (4 ¾")



RH-801-20
Kressner Septum Forcep
Overall Length 21 cm (8 ¼")

Septum Straightening Forceps
Septumrichtzangen
Pinzas para enderezar el tabique nasal
Pinces pour le redressement de la cloison nasale
Pinze per raddizzare il setto nasale



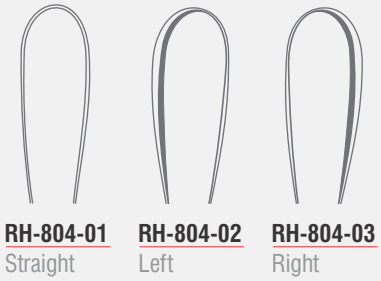

RH-804-01 Straight
RH-804-02 Left
RH-804-03 Right

Cottle-Walsham Septum Straightening Forcep
Overall Length 23 cm (9")



RH-807-23
Asch Septum Straightening Forcep
Overall Length 22.5 cm (8 ¾")



RH-811-15
Aiach Columella Suturing Forcep
5.0 mm
Overall Length 15.5 cm (6")

Septum Straightening Forceps
Septumrichtzangen
Pinzas para enderezar el tabique nasal
Pinces pour le redressement de la cloison nasale
Pinze per raddizzare il setto nasale



RH-814-11
Ogura Skin Grasping Forcep
4.0 mm
Overall Length 11 cm (4 ¼")



RH-816-12
Derlacki Ossicle Holding Clamp
1.5 x 5.0 mm Vertical and
1.5 x 2.0 Horizontal Grooves
Overall Length 12.5 cm (5")



RH-817-14
Cottle Skin Grasping Forcep
1.7 mm
Overall Length 14 cm (5 ½")

Antrum Curettes, Adenoid Curettes
Antrumküretten, Ringmesser
Curetas para el antro, Cuchillos para adenoides
Curettes pour l'antre, Couteaux à végétations adenoïdales
Curette per antro, Coltelli per vegetazioni adenoidee



RH-820-11
Cottle Columella Forcep
12.0 mm
Overall Length 11 cm (4 ¼")



RH-822-11
Hildmann Cartilage Forcep
Overall Length 11 cm (4 ¼")



RH-839-21
Faulkner Antrum Curette
Overall Length 21 cm (8 ¼")

Adenoid Curettes
Ringmesser
Cuchillos para adenoides
Couteaux à végétations adenoïdales
Coltelli per vegetazioni adenoidee



RH-841-01 **RH-841-02** **RH-841-03**

RH-841-04 **RH-841-05** **RH-841-06**



Coakley Antrum Curette
Overall Length 17 cm (6 ¾")



RH-849-55
Angled 55°
3 x 5 mm

RH-849-90
Angled 90°
3 x 5 mm

Kuhn-Bolger Frontal Sinus Curette
Overall Length 19 cm (7 ½")

Adenoid Curettes
Ringmesser
Cuchillos para adenoides
Couteaux à végétations adenoïdales
Coltelli per vegetazioni adenoidee



RH-851-01
13.0 mm
Fig. 1



RH-851-02
15.0 mm
Fig. 2



RH-851-03
17.0 mm
Fig. 3



RH-851-04
19.0 mm
Fig. 4



RH-851-05
21.0 mm
Fig. 5



RH-851-06
23.0 mm
Fig. 6

Beckmann Adenoid Curette
Overall Length 22.5 cm (8 ¾")



RH-853-01
13.0 mm
Fig. 1



RH-853-02
15.0 mm
Fig. 2



RH-853-03
17.0 mm
Fig. 3



RH-853-04
19.0 mm
Fig. 4



RH-853-05
21.0 mm
Fig. 5



RH-853-06
23.0 mm
Fig. 6

Beckmann Adenoid Curette
Angled Shaft
Overall Length 22 cm (8 ¾")

Adenoid Curettes
Ringmesser
Cuchillos para adenoides
Couteaux à végétations adenoïdales
Coltelli per vegetazioni adenoidee



RH-855-01
11.0 mm
Fig. 1

RH-855-02
13.0 mm
Fig. 2

RH-855-03
15.0 mm
Fig. 3

RH-855-04
17.0 mm
Fig. 4

RH-855-05
19.0 mm
Fig. 5

Barnhill Adenoid Curette
Overall Length 22 cm (8 ¾")



RH-857-01
10.0 mm
Fig. 1

RH-857-02
12.0 mm
Fig. 2

RH-857-03
14.0 mm
Fig. 3

RH-857-04
16.0 mm
Fig. 4

St. Clair Thompson Adenoid Curette
Overall Length 21 cm (8 ¼")

Adenoid Curettes
Ringmesser
Cuchillos para adenoides
Couteaux à végétations adenoïdales
Coltelli per vegetazioni adenoidee



LaForce Adenotome
With Non-Perforated Blade
Overall Length 25 cm (9 ¾")

RH-861-01
Fig. 1

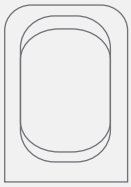

RH-861-02
Fig. 2

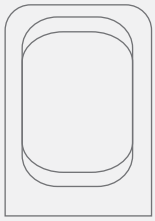

RH-861-03
Fig. 3



LaForce Blade
Non-Perforated

RH-861-11
Small

RH-861-12
Medium

RH-861-13
Large

Adenoid Curettes
Ringmesser
Cuchillos para adenoides
Couteaux à végétations adenoïdales
Coltelli per vegetazioni adenoidee



LaForce Adenotome
With Non-Perforated Blade
Overall Length 25 cm (9 ¾")

RH-863-01
Fig. 1

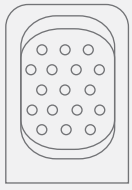

RH-863-02
Fig. 2

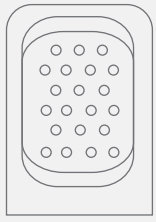

RH-863-03
Fig. 3



RH-863-11
Small

RH-863-12
Medium

RH-863-13
Large

LaForce Blade
Perforated

Frontal Sinus Dilators
Sinus-Dilatatoren
Dilatadores para el seno
Dilatateurs pour le sinus frontal
Dilatatori per il seno frontale



RH-881-20
Ø 2.0 mm

RH-881-25
Ø 2.5 mm

RH-881-30
Ø 3.0 mm

RH-881-40
Ø 4.0 mm

Eicken-Killian Irrigation Cannula
Overall Length 14 cm (5 ½")



RH-891-25
Ø 2.5 mm

RH-891-30
Ø 3.0 mm

RH-891-40
Ø 4.0 mm

Ritter-Halle Frontal Sinus Dilator
Overall Length 14.5 cm (5 ¾")



SURTEX
INSTRUMENTS
Crafted to Excellence

TL

TONSILLECTOMY, LARYNGO-BRONCHOSCOPY

Tonsillektomie, Laryngo-Bronchoskopie

Tonsilectomía, Laringo-Bronchoscopía

Tonsillectomie, Laryngo-Bronchoscopie

Tonsilectomia, Laringo-Bronchoscopia

Tonsil Dissector / Retractors
Tonsillenelevator / Retracktor
Disector / Separador para amígdalas
Dissecteur / Rétracteur pour amygdalas
Disettori / Retrattori per tonsille



TL-011-21
Fischer Tonsil Knife / Dissector
Overall Length 21.5 cm (8 ½")



TL-013-23
Bruenings Tonsil Knife
Overall Length 23 cm (9")



TL-015-19
Abraham Tonsil Knife
Overall Length 19 cm (7 ½")



TL-021-25
Carpenter Tonsil Knife
4.4 mm, 8.8 mm
Overall Length 25 cm (9 ¾")



TL-027-24
Carpenter Tonsil Dissector
Overall Length 24 cm (9 ½")

Tonsil Dissector / Retractors
Tonsillenelevator / Retracktor
Disector / Separador para amígdalas
Dissecteur / Rétracteur pour amygdalas
Disettori / Retrattori per tonsille



TL-031-22
Hurd Tonsil Dissector / Retractor
11.0, 14.0 mm
Overall Length 22.5 cm (8 ¾")



TL-033-21
Mollison Tonsil Dissector/Retractor
10. mm 10 mm
Overall Length 21 cm (8 ¼")



Henke Tonsil Elevator
Overall Length 22.5 cm (8 ¾")

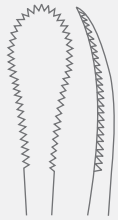

TL-037-23
10.0, 5.0 mm

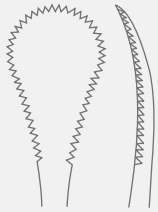

TL-039-23
16.0, 5.0 mm

Tonsil Elevator / Retractors
Tonsil Aufzüge / Wundhaken
Amígdalas Elevadores / Separadores
Amygdale Ascenseurs / Ecarteurs
Tonsille Ascensori / Divaricatori



TL-043-22
Gwynne-Evans Tonsil Elevator
Overall Length 20 cm (8")



TL-045-23
Lopez-Reinke Tonsil Dissector
With Suction
Overall Length 23 cm (9")



Love Tonsil Retractor
Overall Length 20 cm (8")

TL-051-18
18 mm

TL-051-20
20 mm

TL-051-22
22 mm

Tonsil Dissector / Retractors
Tonsillenelevator / Retracktor
Disector / Separador para amígdalas
Dissecteur / Rétracteur pour amygdalas
Disettori / Retrattori per tonsille



TL-055-23
Nager Tonsil Retractor
Overall Length 23 cm (9")



TL-059-24
Hofer Tonsil Retractor
Overall Length 24 cm (9 ½")



TL-063-17
Haslinger Tonsil Retractor
Overall Length 17 cm (6 ¾")



TL-065-00
Roeder Tonsil Ligator
Overall Length 26.5 cm (10 ½")

Tonsil Instruments
Tonsil Instrumente
Instrumentos de la amígdala
Instruments de amygdales
Strumenti Tonsille





TL-073-19
3.0 mm

TL-073-20
2.0 mm

Luniatschek Gauze Packer
Overall Length 17.5 cm (7")



TL-080-20
Negus Knot Pusher
Overall Length 20 cm (8")



TL-101-18
18 cm (7")

TL-101-23
23 cm (9")

White Tonsil Grasping Forcep

Tonsil Instruments
Tonsil Instrumente
Instrumentos de la amígdala
Instruments de amygdales
Strumenti Tonsille



TL-105-20
Blohmke Tonsil Grasping Forcep
Overall Length 20 cm (8")



Schnidt Tonsil Forcep

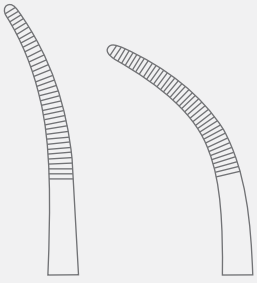

TL-111-19
Slightly Curved
19 cm (7 ½")

TL-113-19
Strongly Curved
18.5 cm (7 ¼")



TL-115-20
Wilson Tonsil Artery Forcep
Overall Length 20 cm (8")

Tonsil Instruments
Tonsil Instrumente
Instrumentos de la amígdala
Instruments de amygdales
Strumenti Tonsille





TL-116-19
Straight

TL-117-19
Curved

Colver Tonsil Grasping Forcep
Overall Length 19 cm (7 ½")



TL-119-22
Denis-Browne Tonsil Holding Forcep
Curved
Overall Length 22 cm (8 ½")



TL-120-20
Museux Tonsil Grasping Forcep
Overall Length 20 cm (8")

Tonsil Instruments
Tonsil Instrumente
Instrumentos de la amígdala
Instruments de amygdales
Strumenti Tonsille



TL-150-28
Eves Tonsil Snare
Without Ratchet
Overall Length 28.5 cm (11 ¼")



TL-152-28
Eves Tonsil Snare
With Ratchet
Overall Length 28.5 cm (11 ¼")



TL-156-29
Bruenings Tonsil Snare
With Double Ratchet
Overall Length 29 cm (11 ½")



Wire Loop for Tonsil Snare
Pack of 100

TL-161-40
Ø 40.0 mm

TL-161-50
Ø 50.0 mm



TL-163-00
Snare Wire
Pack of 100
Ø 0.3 mm

Tonsil Instruments
Tonsil Instrumente
Instrumentos de la amígdala
Instruments de amygdales
Strumenti Tonsille

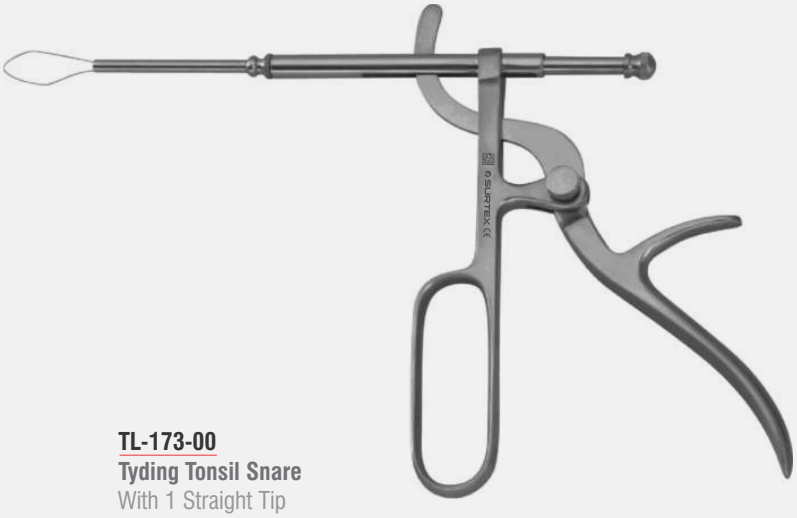

TL-173-00
Tyding Tonsil Snare
With 1 Straight Tip



TL-181-00
Sluder-Ballenger Tonsillectome Complete
With 3 Tip Ref: TL-183-01 to TL-183-03



TL-181-01
Sluder-Ballenger Tonsillectome Handle Only

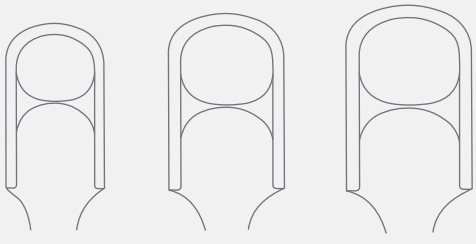

TL-183-01
Fig. 1
Size:18 mm

TL-183-02
Fig. 2
Size:20 mm

TL-183-03
Fig. 3
Size:23 mm

Sluder-Ballenger Tonsillectome Tip

Tonsil Instruments
Tonsil Instrumente
Instrumentos de la amígdala
Instruments de amygdales
Strumenti Tonsille



TL-191-14
Corwin Tonsil Haemostat
Overall Length 14 cm (5 ½")



Hartmann Tonsil Punch
Through Cutting
Overall Length 12 cm (4 ¾")



TL-201-13
Ø 13.0 mm



TL-201-15
Ø 15.0 mm



TL-201-17
Ø 17.0 mm



TL-213-01
6.5 mm

TL-213-02
8.0 mm

TL-213-03
9.5 mm

Schmeden Tonsil Punch
Through Cutting
Overall Length 12 cm (4 ¾")

Tonsil Instruments
Tonsil Instrumente
Instrumentos de la amígdala
Instruments de amygdales
Strumenti Tonsille

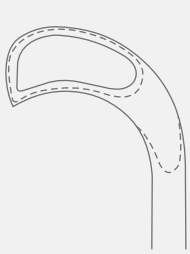

TL-215-01
Fig. 1

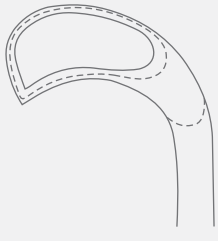

TL-215-02
Fig. 2

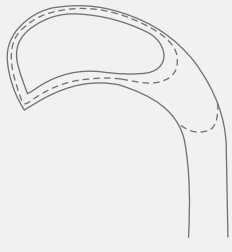

TL-215-03
Fig. 3



Jurasz
Adenoid Cutting Forcep
Overall Length 21 cm (8 ¼")



TL-251-01
Fishbone Laryngeal Grasping Forcep
Serrated Jaws Open Upwards
Overall Length 22 cm (8 ¾")



TL-301-01
Huber Universal Handle

Tonsil Instruments
Tonsil Instrumente
Instrumentos de la amígdala
Instruments de amygdales
Strumenti Tonsille



TL-302-20
20 cm (8”)

TL-302-30
30 cm (12”)

TL-302-40
40 cm (16”)

Bruenings Interchangeable Tube
Straight



TL-303-20
Bruenings Interchangeable Tube
Curved
Overall Length 20 cm (8”)

Microlaryngeal Instruments
Mikrolaryngeale Instrumente
Microlaryngeal Instrumentos
Instruments de Microlaryngeal
Strumenti Microlaryngeal



TL-310-01
Fraenkel Broncho-Esophagoscopy Forcep Tip



TL-314-01
Seiffert Broncho-Esophagoscopy Forcep Tip



TL-318-01
Fraenkel Broncho-Esophagoscopy Forcep Tip



TL-321-01
Scheinmann Broncho-Esophagoscopy Forcep Tip



TL-323-01
Scheinmann Broncho-Esophagoscopy Forcep Tip

Microlaryngeal Instruments
Mikrolaryngeale Instrumente
Microlaryngeal Instrumentos
Instruments de Microlaryngeal
Strumenti Microlaryngeal



Bruenings Broncho-Esophagoscopy Forcep Tip



TL-326-02 **TL-326-03**



Bruenings Broncho-Esophagoscopy Forcep Tip



TL-328-02 **TL-328-03**



TL-334-01
Lange Broncho-Esophagoscopy Forcep Tip



Krause Broncho-Esophagoscopy Forcep Tip



TL-338-01 **TL-338-02**



TL-342-01
Krause Broncho-Esophagoscopy Forcep Tip

Microlaryngeal Instruments
Mikrolaryngeale Instrumente
Microlaryngeal Instrumentos
Instruments de Microlaryngeal
Strumenti Microlaryngeal



Cordes Broncho-Esophagoscopy Forcep Tip



TL-347-01 TL-347-02 TL-347-03 TL-347-04



Cordes Broncho-Esophagoscopy Forcep Tip



TL-353-01 TL-353-02



TL-359-01
Rosenberg Broncho-Esophagoscopy Forcep Tip



TL-349-01
Schumacher Broncho-Esophagoscopy Forcep Tip



TL-357-01
Cordes Broncho-Esophagoscopy Forcep Tip

Microlaryngeal Instruments
Mikrolaryngeale Instrumente
Microlaryngeal Instrumentos
Instruments de Microlaryngeal
Strumenti Microlaryngeal

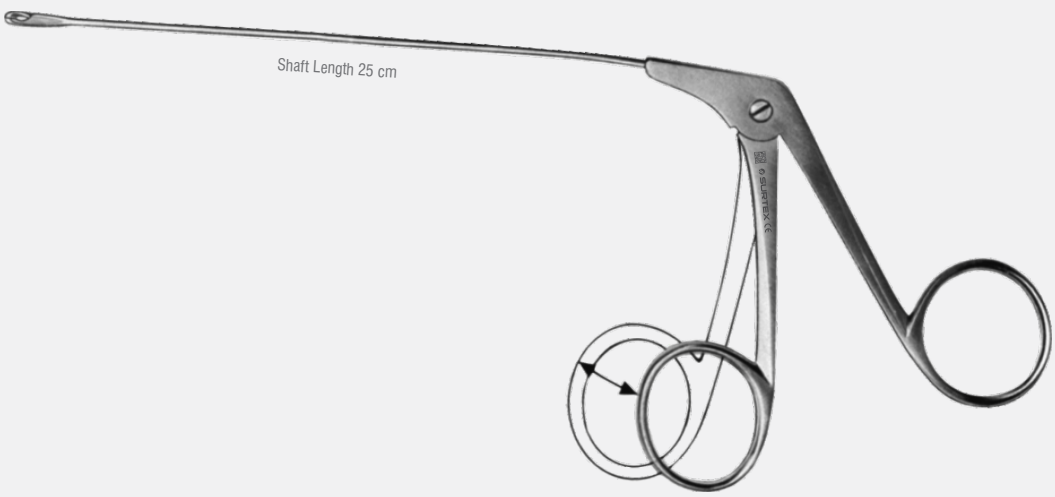

* Micro Laryngeal Scissor



TL-361-01
Straight, 25 cm



TL-361-02
Straight Horizontal 25 cm



TL-361-03
Angled Up, 25 cm



TL-361-04
Angled Up Horizontal 25 cm



TL-361-05
Curved Right, 25 cm



TL-361-06
Curved Left, 25 cm

* Micro Laryngeal Forcep



TL-363-01
Straight, 25 cm



TL-363-02
Straight Horizontal, 25 cm



TL-363-03
Angled Up Horizontal, 25 cm



TL-363-04
Curved Right, 25 cm



TL-363-05
Curved Left, 25 cm



TL-363-06
Curved Vertical, 25 cm

* Micro Laryngeal Forceps

Cup Shaped, Ø 2.5 mm



TL-365-01
Straight, 25 cm



TL-365-02
Angled Up, 25 cm



TL-365-03
Angled Up Horizontal, 25 cm



TL-365-04
Curved Right, 25 cm



TL-365-05
Curved Left 25 cm



TL-365-06
Oval Shaped, 25 cm

Microlaryngeal Instruments
Mikrolaryngeale Instrumente
Microlaryngeal Instrumentos
Instruments de Microlaryngeal
Strumenti Microlaryngeal



*** Micro Laryngeal Forcep**
For Children
Shaft Length 35 cm (13 ¾")



TL-367-01



TL-367-02



TL-367-03



TL-367-04
Ø 3.0 mm



TL-367-05
Ø 3.0 mm



TL-367-06
Ø 3.0 mm



TL-367-07
Ø 3.0 mm



TL-367-08
Ø 3.0 mm



TL-367-09
2 x 5 mm



TL-367-10
3 x 5 mm



TL-367-11

*** Micro Laryngeal Forcep**
For Adults



TL-369-01
Shaft Length 40 cm (15 ¾")

TL-371-01
Shaft Length 50 cm (20")

TL-373-01
Shaft Length 60 cm (23")



TL-369-02
Shaft Length 40 cm (15 ¾")

TL-371-02
Shaft Length 50 cm (20")

TL-373-02
Shaft Length 60 cm (23")



TL-369-03
Shaft Length 40 cm (15 ¾")

TL-371-03
Shaft Length 50 cm (20")

TL-373-03
Shaft Length 60 cm (23")



TL-369-04
Shaft Length 40 cm (15 ¾")

TL-371-04
Shaft Length 50 cm (20")

TL-373-04
Shaft Length 60 cm (23")

Microlaryngeal Instruments
Mikrolaryngeale Instrumente
Microlaryngeal Instrumentos
Instruments de Microlaryngeal
Strumenti Microlaryngeal

*** Micro Laryngeal Forcep**
For Adults



TL-369-05
Shaft Length 40 cm (15 ¾")

TL-371-05
Shaft Length 50 cm (20")

TL-373-05
Shaft Length 60 cm (23")



TL-369-06
Shaft Length 40 cm (15 ¾")

TL-371-06
Shaft Length 50 cm (20")

TL-373-06
Shaft Length 60 cm (23")



TL-369-07
Shaft Length 40 cm (15 ¾")

TL-371-07
Shaft Length 50 cm (20")

TL-373-07
Shaft Length 60 cm (23")



TL-369-08
Shaft Length 40 cm (15 ¾")

TL-371-08
Shaft Length 50 cm (20")

TL-373-08
Shaft Length 60 cm (23")



TL-369-09
Shaft Length 40 cm (15 ¾")

TL-371-09
Shaft Length 50 cm (20")

TL-373-09
Shaft Length 60 cm (23")



TL-369-10
Shaft Length 40 cm (15 ¾")

TL-371-10
Shaft Length 50 cm (20")

TL-373-10
Shaft Length 60 cm (23")



TL-369-11
Shaft Length 40 cm (15 ¾")

TL-371-11
Shaft Length 50 cm (20")

TL-373-11
Shaft Length 60 cm (23")



TL-369-12
Shaft Length 40 cm (15 ¾")

TL-371-12
Shaft Length 50 cm (20")

TL-373-12
Shaft Length 60 cm (23")



TL-369-13
Shaft Length 40 cm (15 ¾")

TL-371-13
Shaft Length 50 cm (20")

TL-373-13
Shaft Length 60 cm (23")

Tonsillectomy Instruments
Tonsil Instrumente
Instrumentos de la amígdala
Instruments de amygdales
Strumenti Tonsille



TL-381-30
30 cm (12")

TL-381-40
40 cm (15 ¾")

TL-381-50
50 cm (19 ½")

TL-381-60
60 cm (23 ½")

Chevalier-Jackson Square Punch



TL-383-30
30 cm (12")

TL-383-40
40 cm (15 ¾")

TL-383-50
50 cm (19 ½")

TL-383-60
60 cm (23 ½")

Chevalier-Jackson Grasping Forcep

Tonsillectomy Instruments
Tonsil Instrumente
Instrumentos de la amígdala
Instruments de amygdales
Strumenti Tonsille



TL-385-30
30 cm (12")

TL-385-40
40 cm (15 ¾")

TL-385-50
50 cm (19 ½")

TL-385-60
60 cm (23 ½")

Chevalier-Jackson Grasping Forcep



TL-387-30
30 cm (12")

TL-387-40
40 cm (15 ¾")

TL-387-50
50 cm (19 ½")

TL-387-60
60 cm (23 ½")

Chevalier-Jackson Cup Shaped Biopsy Forcep
Straight

Tonsillectomy Instruments
Tonsil Instrumente
Instrumentos de la amígdala
Instruments de amygdales
Strumenti Tonsille



TL-389-30
30 cm (12")

TL-389-40
40 cm (15 ¾")

TL-389-50
50 cm (19 ½")

TL-389-60
60 cm (23 ½")

Chevalier-Jackson Basket Punch



TL-391-30
30 cm (12")

TL-391-40
40 cm (15 ¾")

TL-391-50
50 cm (19 ½")

TL-391-60
60 cm (23 ½")

Chevalier-Jackson Oval Shaped Biopsy Forcep

Tonsillectomy Instruments
Tonsil Instrumente
Instrumentos de la amígdala
Instruments de amygdales
Strumenti Tonsille

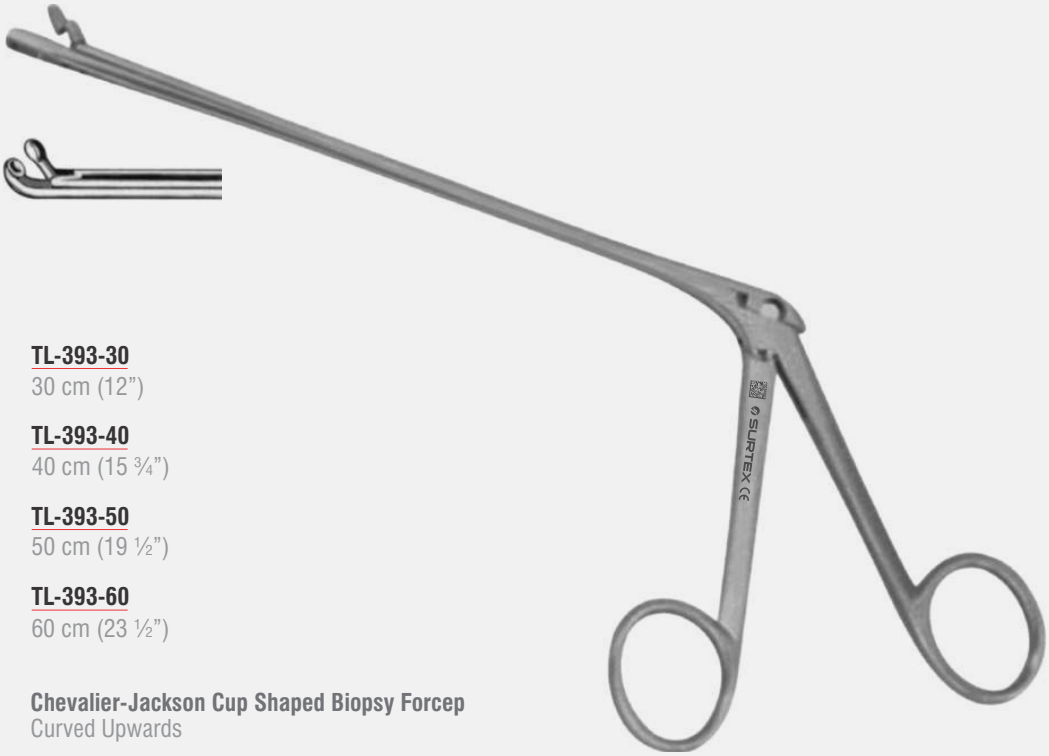

TL-393-30
30 cm (12")

TL-393-40
40 cm (15 ¾")

TL-393-50
50 cm (19 ½")

TL-393-60
60 cm (23 ½")

Chevalier-Jackson Cup Shaped Biopsy Forcep
Curved Upwards

Tonsillectomy Instruments
Tonsil Instrumente
Instrumentos de la amígdala
Instruments de amygdales
Strumenti Tonsille



TL-402-08
Fig. 00
Ø 8 mm

TL-402-10
Fig. 0
Ø 10 mm

TL-402-12
Fig. 1
Ø 12 mm

TL-402-14
Fig. 2
Ø 14 mm

TL-402-16
Fig. 3
Ø16 mm

TL-402-18
Fig. 4
Ø 18 mm

TL-402-20
Fig. 5
Ø 20 mm

TL-402-22
Fig. 6
Ø 22 mm

TL-402-24
Fig. 7
Ø 24 mm

TL-402-26
Fig. 8
Ø 26 mm

TL-402-28
Fig. 9
Ø 28 mm

TL-402-30
Fig. 10
Ø 30 mm

Laryngeal Mirror
Rhodium Plated With Fixed Handle
Overall Length 18.5 cm (7 ¼")



TL-406-08
Fig. 00
Ø 8 mm

TL-406-10
Fig. 0
Ø 10 mm

TL-406-12
Fig. 1
Ø 12 mm

TL-406-14
Fig. 2
Ø 14 mm

TL-406-16
Fig. 3
Ø16 mm

TL-406-18
Fig. 4
Ø 18 mm

TL-406-20
Fig. 5
Ø 20 mm

TL-406-22
Fig. 6
Ø 22 mm

TL-406-24
Fig. 7
Ø 24 mm

TL-406-26
Fig. 8
Ø 26 mm

TL-406-28
Fig. 9
Ø 28 mm

TL-406-30
Fig. 10
Ø 30 mm

Laryngeal Mirror
Rhodium Plated Without Handle
Overall Length 13.5 cm (5 ¼")

Tonsillectomy Instruments
Tonsil Instrumente
Instrumentos de la amígdala
Instruments de amygdales
Strumenti Tonsille



TL-413-12
Fig. 1
Ø 12 mm

TL-413-14
Fig. 2
Ø 14 mm

TL-413-16
Fig. 3
Ø 16 mm

TL-413-18
Fig. 4
Ø 18 mm

Michel Laryngeal Mirror
With Handle , Moveable Mirror
Overall Length 25 cm (9 ¾")



TL-420-10
Laryngeal Mirror Handle
Overall Length 10 cm (4")



SURTEX
INSTRUMENTS
Crafted to Excellence

TM

TRACHEOSTOMY INSTRUMENTS

Tracheotomie

Traqueotomía

Trachéotomie

Tracheotomia

Tracheal Dilators
Trachealdilatatoren
Dilatadores traqueales
Dilatateurs pour la trachéotomie
Dilatatori per tracheotomia



TM-101-75
Ø 7.5 mm

TM-101-90
Ø 9.0 mm

Uckermann Tracheotomy Trocar
Overall Length 11.5 cm (4 ½")



TM-151-14
Laborde Tracheal Dilator
Overall Length 14 cm (5 ½")

Tracheal Dilators, Tracheal Hooks
Trachealdilatatoren, Trachealhaken
Dilatadores traqueales, Ganchos traqueales
Dilatateurs pour la trachéotomie, Ecarteurs pour trachéotomie
Dilatatori per tracheotomia, Uncini tracheali



TM-155-14
Trousseau Tracheal Dilator
Overall Length 14.5 cm (5 ¾")



TM-161-07
Bose Tracheal Retractor
Overall Length 6 cm (2 ¼")



TM-165-01
Left

TM-165-02
Right

Bose Tracheal Retractor
Overall Length 16 cm (6 ¼")

Tracheal Hooks
Trachealhaken
Ganchos traqueales
Ecarteurs pour trachéotomie
Uncini tracheali



TM-171-16
Sharp

TM-173-16
Blunt

Iterson Tracheal Hook
Overall Length 17 cm (6 ¾")



TM-181-21
Schoeborn Tracheal Retractor
Overall Length 21 cm (8 ¼")



TM-183-13
Rose Tracheal Retractor
Overall Length 13.5 cm (5 ¼")



TM-185-11
Luer Tracheal Retractor
Overall Length 11 cm (4 ½")

Goitre Enucleator
Kropfsonden
Sondas para bocio
Spatules à goitre
Uncini tracheali



TM-189-17
Lukens Thymus Retractor
Blunt
Overall Length 17.5 cm (7")



TM-191-17
Jackson Tracheal Hook
Overall Length 18 cm (7")



TM-201-15
Without Eye

TM-203-15
With Eye

Kocher Goiter Enucleator
Overall Length 16.5 cm (6 ½")

Goitre Grasping Forceps, Tracheal Tubes
Kropffasszangen, Trachealkanülen
Pinzas para coger el bocio, Cánulas traqueales
Pinces à goitre, Canules tracheales
Pinze per gozzo, Cannule tracheali



TM-250-15
2 x 2 Teeth
15.5 cm (6")

TM-252-15
3 x 3 Teeth
15.5 cm (6")

TM-252-20
3 x 3 Teeth
20 cm (8")

Lahey Goiter Grasping Forcep



Luer Tracheal Tube

TM-301-04 45 mm Ø 4.0 Fig. 0	**TM-301-05** 40 mm Ø 5.0 Fig. 1	**TM-301-06** 55 mm Ø 6.0 Fig. 2	**TM-301-07** 60 mm Ø 7.0 Fig. 3
TM-301-08 65 mm Ø 8.0 Fig. 4	**TM-301-09** 70 mm Ø 9.0 Fig. 5	**TM-301-10** 75 mm Ø 10.0 Fig. 6	**TM-301-11** 80 mm Ø 11.0 Fig. 7
TM-301-12 85 mm Ø 12.0 Fig. 8	**TM-301-13** 90 mm Ø 13.0 Fig. 9		

Tracheal Tubes
Trachealkanülen
Cánulas traqueales
Canules tracheales
Cannule tracheali



Chevalier-Jackson Tracheal Tube

TM-321-04	**TM-321-05**	**TM-321-06**	**TM-321-07**
45 mm	40 mm	55 mm	60 mm
Ø 4.0	Ø 5.0	Ø 6.0	Ø 7.0
Fig. 0	Fig. 1	Fig. 2	Fig. 3
TM-321-08	**TM-321-09**	**TM-321-10**	**TM-321-11**
65 mm	70 mm	75 mm	80 mm
Ø 8.0	Ø 9.0	Ø 10.0	Ø 11.0
Fig. 4	Fig. 5	Fig. 6	Fig. 7
TM-321-12	**TM-321-13**		
85 mm	90 mm		
Ø 12.0	Ø 13.0		
Fig. 8	Fig. 9		



Speaking Tube

TM-351-08	**TM-351-09**	**TM-351-10**	**TM-351-11**
65 mm	70 mm	75 mm	80 mm
Fig. 4	Fig. 5	Fig. 6	Fig. 7
TM-351-12	**TM-351-13**		
85 mm	90 mm		
Fig. 8	Fig. 9		

General Terms and Conditions of Sales

1. Definitions

"Company" means Surtex Instruments Ltd (registered in the United Kingdom under number 7035724).

"Contract" means the Order accepted by the Company and incorporating these conditions.

"Customer" means the company, firm or organisation who's Order for the Goods is accepted by the Company.

"Goods" means the goods which the Company agrees to supply in accordance with these conditions and which are identified on the Order. "Order" means the order for the purchase of the Goods submitted by the Customer.

"Goods" means the goods agreed to be provided to the customs by Surtex Instrument Ltd.

"Quotation" means the quotation by Surtex Instruments stating the price at which and the time period during which it will supply the goods to the customer.

1. Any reference to a law is a reference to it as in force for the time being taking account of any amendment, extension, application or re-enactment and includes any subordinate legislation for the time being in force made under it.

2. Where a condition provides for a list of items following the word "including" or "includes", then such list is not to be interpreted as being an exhaustive list.

2. General

2.1 Headings are purely for the ease of reference and do not form part of effect the interpretation of Conditions.

2.2 In the event of a conflict the contractual documents shall be applied in the following order:

a) the Quotation

b) the Conditions

2.3 No other terms and conditions or warrantied are to be incorporated into the Contract unless agreed expressly in writing with Surtex Instruments. In particular, the Customer's terms and conditions are expressly excluded whether provided in full, referred to in other documents and whether before or after the Contract is formed.

2.4 Surtex Instruments may update or amend these Conditions from time to time to comply with the law or to meet the changing business requirements without notice to the customer.

3. Ordering

3.1 Each Order (whether submitted by telephone, fax, post, email or electronic ordering system) shall be deemed to be an offer by the Customer to purchase the Goods pursuant to these conditions. The Company may, at its complete discretion, refuse to accept any Order. The Contract will be formed upon confirmation of acceptance of the Customer's purchase order by Surtex Instruments.

3.2 The Customer shall be responsible to the Company for ensuring the accuracy of the terms of any Order (including the description of the Goods ordered).

Samples and Free of Charge Goods

3.3 For the avoidance of doubt, where no order is placed and the Company provides Samples, to familiarize the Customer with the goods, as part of a sampling program or where the Company provides Free of Charge Goods to the Customer as part of a clinical trial or compassionate use program these conditions shall, to the extent applicable, apply to such Samples and Free of Charge Goods.

4. Prices

4.1 The price is exclusive of VAT and all other applicable taxes and duties, which the Customer shall be additionally liable to pay the Surtex Instruments.

4.2 All prices quoted are subject to change up to the date of delivery, subject to prior written notice by Surtex Instruments.

4.3 Surtex Instruments reserves the right, by giving notice to the Customer at any time before delivery, to increase the price of the Goods to reflect any increase in the cost of Surtex Instruments which is due to any factor beyond the reasonable control of Surtex Instruments.

4.4 Errors on Surtex Instruments website prices and availability of products and services are subject to change without notice errors will be corrected where discovered, and Surtex Instruments reserves the right to revoke any stated offer and to correct any errors, inaccuracies or omissions including after an order has been submitted and whether or not the order has been confirmed and your credit card charged. Surtex Instruments shall have the right to refuse or cancel any orders placed for product listed at the incorrect price. Surtex Instruments shall have the right to refuse or cancel any such orders whether or not the order has been confirmed and your credit card charged. If your credit card has already been charged for the purchase and your order is cancelled, Surtex Instruments will issue a credit to your credit card account in the amount of the charge. Individual bank policies will dictate when this amount is credited to your account. If you are not fully satisfied with your purchase, you may return it in accordance with Surtex Instruments' Return Policy.

5. Delivery

5.1 Delivery of the Goods shall be made to the delivery address specified as stated on the Pro Forma Invoice or communicated separately whichever is greater after the date of the Surtex Instruments acceptance of the Order.

5.2 Surtex Instruments reserves the right to withhold delivery of any Goods if any sum due under any contract with the Customer is overdue or if, in the reasonable opinion of Surtex Instruments, the financial standing of the Customer has been impaired for any other reason.

5.3 Time for delivery shall not be of the essence and, Surtex Instruments shall not be liable for any loss or damage whatever due to any failure by the Surtex Instruments to deliver the Goods (or any of them) promptly or at all. The customer will have no right damages or to cancel the order for any failure to meet the delivery times stated.

5.4 The delivery of the Goods may happen by separate instalments. Each separate instalment shall be invoiced and paid for in accordance with the provisions of the Contract. Each instalment shall be a separate Contract and no cancellation or termination of any one Contract relating to an instalment shall entitle the Customer to repudiate or cancel any other Contractor instalment.

5.5 The Customer shall take delivery of the Goods promptly whenever they are tendered for delivery (which shall include signing the relevant delivery note) If, for any reason, the Customer fails to take such delivery of the Goods or otherwise causes or requests a delay in delivery:

a) The Goods shall be deemed to have been delivered;

b) Risk in the Goods shall pass to the Customer, and

c) Surtex Instruments shall be entitled to store or arrange for the storage of the Goods until actual delivery and charge the Customer for the reasonable costs (including insurance) of such storage and any additional charges incurred in delivering the Goods at a later date.

5.6 The Customer shall ensure that adequate and safe facilities and procedures exist at the Customer's premises for the delivery of the Goods.

5.7 The Customer shall immediately notify Surtex Instruments Customer Support Centre if the Goods are not received within 10 days of the specified delivery date.

5.8 The customer outside of the UK shall be solely responsible for obtaining all import authorisations.

6. Title and Risk

6.1 The Goods shall be at the Customer's risk at the time of delivery unless the parties have agreed in writing that the Goods are to be collected from the Surtex Instruments premises, in which case, the Goods shall be at the Customer's risk when Surtex Instruments notifies the Customer that the Goods are available for collection.

1. Property in the Goods shall not pass from Surtex Instruments until:

a) The Customer has paid the price in full; and

b) No other sums whatsoever are due from the Customer to Surtex Instruments.

2. Until property in the Goods passes to the Customer in accordance with the condition 6.1, the Customer shall:

a) Hold the Goods on a fiduciary basis as bailed for Surtex Instruments

b) Store the Goods separately from all other goods in its possession and mark them in such a way that they are clearly identified as Surtex Instrument's property; and

c) Maintain the Goods in satisfactory condition and keep them insured on Surtex Instrument's behalf for their full price.

3. The Customer may sell at full market value or use the Goods only in the ordinary course of the Customer's business. Any such sale or dealing shall be a sale or use of Surtex Instrument's property on the Customer's own behalf and the Customer shall deal as principal when making such sales or dealings. Until property in the Goods passes from Surtex Instruments, the proceeds of sale or otherwise of the Goods, to the full extent of the price of the Goods, shall be held in trust for Surtex Instruments and shall not be mixed with other money or paid Into any overdrawn bank account and shall be at all material times identified as Surtex Instruments money.

4. Surtex Instruments shall be entitled to recover the price notwithstanding that property in any of the Goods has not passed from Surtex Instruments.

5. Until such time as the property in the Goods passes from Surtex Instruments, if the Customer: a) Enters into liquidation or has a winding-up order made against it or has an administrator, receiver or manager appointed in respect of its assets; or b) Fails to make payment in accordance with these conditions, the Customer shall upon request deliver up Surtex Instruments such of the Goods as have not ceased to be in existence or resold. If the Customer fails to do so, Surtex Instruments may enter upon any premises owned. Occupied or controlled by the Customer where the Goods are situated and repossess the Goods.

6. The Customer shall not pledge or in any way charge by way of security for any indebtedness, any of the Goods which are the property Surtex Instruments. If the Customer does so, all sums whatever owing by the Customer to Surtex Instruments shall forthwith become due and payable.

7. On termination of the Contract, howsoever caused, Surtex Instruments rights contained in this condition 6 shall remain in effect.

7. Terms of Payment

7.1 Payment is due to Surtex Instruments within 30 days of invoice (the" Due Date"). In the case of payment other than by cash, payment shall only be deemed to have been made on receipt of cleared funds.

7.2 Each consignment or partial delivery shall be invoiced and paid separately.

7.3 No disputes arising under the contract no delays in the delivery period beyond the control of Surtex Instruments shall interfere with prompt payment in full by Customer. The Customer shall not in any circumstances or for any reason whatsoever be entitled to make any deduction or withhold any sum from the price by way of set-off or otherwise.

7.4 If the Customer fails to make the payment on the due date, then Surtex Instruments without prejudice to other rights and remedies shall be entitled to charge the Customer interest (both before and after judgment) on the amount unpaid at the rate of 4% per annum above the basic rate of HSBC plc during the delay and suspend all further deliveries without notice.

7.5 All payments payable to the Company under the Contract shall become due immediately on its termination, despite any other provision.

8. Warranties

8.1 Surtex Instruments will use reasonable endeavours to ensure that the Goods

- a) Correspond to their description and any applicable specification;
- b) Be of satisfactory quality and fit for purpose held out by Surtex Instruments or made to known to the customer by Surtex Instruments
- c) Where applicable, be free from defects in design, materials and workmanship and remain so for a period of 12 months after delivery; and
- d) Comply with all applicable statutory and regulatory requirements relating to the manufacture, labelling, packaging, storage, handling and delivery of Goods

8.3 In case of Goods not manufactured by Surtex Instruments

- a) Surtex Instruments gives no assurance or warranty whatsoever that the sale or use of the Goods will not infringe the patent design right registered, design copyright or other industrial property rights of other person firm or Company and
- b) The warranty given to the Customer shall be limited to the warranty (if any) which Surtex Instruments receives from the manufacturer or supplier of the Goods to Surtex Instruments.

9. Missing and Defective Goods

9.1 The Customer must inspect the Goods immediately on arrival at their premises.

9.2 In case of missing goods or defects apparent on inspection:

- a) a written complaint must be made to Surtex Instruments by the customer within seven days of receipt of the Goods specifying the shortage and/or defect and
- b) Surtex Instruments shall be given an opportunity to inspect the Goods and investigate any complaint before any use is made of the Goods.

9.3 In the case of defects not apparent on inspection:

- a) the Customer shall send a written complaint to Surtex Instruments as soon as reasonably practicable after the defect is noticed and ensure no use is made of or alterations made to the Goods thereafter;
- b) the Customer shall allow Surtex Instruments 30 days to inspect the Goods and shall take such steps as are necessary to enable Surtex Instruments to do so including returning of the Goods to its head office in the United Kingdom if requested.

9.4 In any potential case of a product being defective pursuant to Part 1 of the Consumer Protection Act 1987, the customer must send the complaint within 12 months of the date of delivery by Surtex Instruments or in the case of items not manufactured by Surtex Instruments, within the guarantee period specified by the manufacturer of such item.

9.5 Any complaints made outside of the periods specified in clause 9 will not be considered.

9.6 All allegations of total non-delivery of any consignment of the Goods must be made by notice in writing by the customer to Surtex Instruments within 10 days of the specified delivery date. Failure by the Customer to give such notice shall render the Customer liable for any temporary or permanent loss of the Goods and all additional costs and expenses incurred by Surtex Instruments in relation to such loss.

10. Liability

10.1 Save where Goods manufactured by Surtex Instruments are held to be defective as defined in Part 1 of the Consumer Protection Act 1987, Surtex Instruments sole obligation in the event of any missing or defective Goods, shall be to repair or replace the Goods.

10.2 Surtex Instruments shall not be liable in respect of consequential loss, loss of profits, damage to the property, loss of goodwill, loss of business opportunity, wasted expenditure, cost of mitigation arising out of or occasioned by any fault or defect in the Goods supplied or any other losses howsoever caused.

10.3 The maximum total liability under or arising out of in connection with this Agreement will not exceed the total of the Contract value.

10.4 Nothing in this Agreement shall exclude or limit either party's liability for death or personal injury resulting from negligence or their fraudulent acts, omissions or statements or for infringement of third party's intellectual property rights.

10.5 For the purpose of the Health and Safety at Work Act 1974, Surtex Instruments relies upon the testing examination and research carried out by the suppliers to it of propriety equipment and component parts of Goods.

10.6 This clause 10 shall survive the termination of the contract.

11. Return of Goods

11.1 In cases where Goods are not defective and the customer requests to return the Goods, Surtex Instruments shall be under no contractual obligation to accept the return except in the event of any error on its parts as to the amount or type of Goods delivered.

11.2 Any requests to return must be made to Surtex Customer Support Centre within ten working days of the date of actual delivery.

11.3 The return of Goods to correct an error in delivery or ordering will only be considered if the Customer Care Team is notified immediately or in any event within 48 hours of delivery to the Customer.

Goods must be returned to Surtex Instruments within 5 days of delivery to the customer to correct an error in delivery or ordering.

11.4 For the avoidance of doubt, unless defective, the returns of Goods as detailed in sections 11.2, 11.4, 11.5 and 11.6 must be unused, undamaged and in the original packaging. The Goods must be the same batch as originally supplied by Surtex Instruments and are not falsified/counterfeit. All goods are individually assessed by Surtex Instruments before being authorised to return.

11.5 Return of Goods for any reason shall require prior consent from Surtex Instruments which shall be sent solely at the discretion of Surtex Instruments. To obtain consent, the Customer Care Team must be notified. Consideration to requests for a return may be given if:

- a) of a bona fide nature;
- b) made within 10 working days of the actual delivery; and
- c) unless defective, the Goods must be unused, undamaged and in the original undamaged packaging. The Goods must be the same batch as originally supplied by Surtex Instruments and not falsified/counterfeit.

11.6 On the customer contacting Surtex Instruments to request a return, the Customer will be issued with a returns merchandise authorisation number by Surtex Instruments. Goods returned without the prior written approval of Surtex Instruments may be returned to the customer or disposed of at the absolute discretion of the company.

11.7 Goods returned will be subjected to the following charges:

- a) for palletised items there will be a standard charge of £75.00 per pallet for any return uplifted by Surtex Instruments.
- b) for returns of small parcel there will be a minimum £15.00 charge per parcel and a 30% re-stocking charge.
- c) the event of return resulting from an error on the part of Surtex Instruments in relation to the amount or type of Goods delivered, no charges under this clause 11.7 will apply.

11.8 In the event, that any Goods are subject to be called by Surtex Instruments for the purpose of recall, the customer shall provide to Surtex Instruments as much information as it is reasonably possible regarding the whereabouts of the Goods.

12. Cancellation Policy

12.1 In the event of cancellation before delivery and if returned after delivery where products are not defective, there will be a re-stocking charge of not less than 30% of the invoice value charged by Surtex Instruments.

12.2 Cancellation of an order will only be agreed by Surtex Instruments at its sole discretion, on condition that all costs and expenses incurred by Surtex Instruments up to the time of cancellation and loss of profits and other loss or damage resulting to Surtex Instruments of such cancellation will be reimbursed by the Customer to Surtex Instruments forthwith.

13. Specifications

Surtex Instruments reserve the right to alter or change the specification and dimension of the Goods supplied with reasonable limits having regard to the nature of the Goods. These do not materially affect the quality or fitness for purpose of Goods. Dimensions specified by Surtex Instruments are to be treated as an approximate only unless the Customer specifically states in writing that exact dimensions are required. Our website and catalogues display the product images as accurately as possible, However, Surtex Instruments cannot guarantee the finish/colour you see matches the actual product as the display of the finish and or colour depends in part, upon your monitor and its settings.

14. Marking and Instructions

14.1 No name, mark, numbering, colouring, appearance or log on the goods will be obscured, removed or concealed by the Customer.

14.2 The Customer will not repackage or alter the presentation of Goods and it will not assist, cause, or enable any other party to do any of the said acts or deal in Goods or packaging which have been subject to such acts.

14.3 The Customer acknowledges that it is under a duty to pass on to its customers (where appropriate) all instructions, information and warnings supplied by Surtex Instruments with the Goods.

15. Confidential Information

15.1 A party shall treat the Contract as private and confidential and neither party shall publish or disclose any particulars without the prior written consent of the other with the exceptions of 15.2 below.

15.2 The obligations expressed in 15.1 above shall not apply to any information which:

- a) Is or subsequently comes into the public domain other than by breach of this clause;
- b) The disclosure of which is required to be disclosed by law, any governmental or regulatory authority or by a court of competent jurisdiction;
- c) Comes into the possession of one of the parties prior to its disclosure by the other, or which is acquired lawfully and in good faith from an independent third party.

15.3 On the conclusion or termination of the Contract, both parties shall destroy all copies of confidential information obtained from the other and the obligation relating to the confidentiality shall continue for a period of 10 years.

15.4 The Customer shall not, without the prior written consent of Surtex Instruments, advertise or make known to any third that Surtex Instruments provided Goods to the Customer.

16. Insolvency

16.1 Without limiting its other rights or remedies, Surtex Instruments shall be entitled to cancel the contract, in whole or in part, by notice in writing if:

- a) The Customer makes a voluntary arrangement with its creditors or (being an individual firm) becomes bankrupt or (being a company) becomes subject to an administration order or goes into liquidation (otherwise than for purpose of amalgamation or reconstruction);
- b) An encumbrancer takes possession, or a receiver is appointed, of any of the property or assets of the Customer.
- c) The Customer ceases, or threatens to cease, to carry on business; d) Surtex Instruments reasonably apprehends that any of the events mentioned above is about to occur in relation to the Customer and notifies the Customer accordingly.

17. Sub-Contractors

17.1 Surtex Instruments may assign the Contractor any part of it to any company, firm or organization.

17.2 The Customer shall not be entitled to assign the Contractor any part of it without the prior written consent of Surtex Instruments (such consent not to be unreasonably withheld or delayed.

18. Force Majeure

18.1 Surtex Instruments shall not be responsible for any failure to fulfil its obligations under these conditions and/or in relation to the Goods if such failure is caused by an event which is beyond its reasonable control including acts of God, war, armed conflict, acts of terrorism, riot, strikes, industrial action (including action involving Surtex Instruments employees), fire, flood, any natural disaster, any defaults by Surtex Instruments suppliers or subcontractors, difficulties obtaining workmen or materials, and breakdown of machinery.

18.2 If such event continues for more than one month, Surtex Instruments may terminate the Contract without liability.

19. Waiver

19.1 waiver of any right or remedy under the contract or law is only effective if given in writing and shall not be deemed a waiver of any subsequent breach or default. No failure or delay by a party to exercise any right or remedy provided under the Contract or by law shall constitute a waiver of that or any other right or remedy. No single or partial exercise of such right or remedy shall prevent or restrict the further exercise of that or any other right or remedy.

20. Severance

20.1 any provision or part-provision of the Contract is or becomes invalid, illegal or unenforceable, it shall be deemed modified to the minimum extent necessary to make it valid, legal and enforceable whilst retaining the risk and reward between the parties. If such modification is not possible, the relevant provision or part-provision under this clause shall not affect the validity and enforceability of the rest of the Contract.

21. Variation

21.1 as set out in these Conditions, no variation of the Contract, including the introduction for any additional terms and conditions, shall become effective unless it is agreed in writing and signed by Surtex Instruments.

22. General

22.1 rights and remedies of Surtex Instruments set out in these conditions shall be in additions and without prejudice to any other rights and remedies which may be available to Surtex Instruments at common law or under the statue.

23. Governing Law and Jurisdiction

23.1 The contract and any dispute or claim arising out of or in connection with it or its subject matter or formation (including not-contractual disputes or claims) shall be governed by and construed in accordance with the law of England and Wales.

23.2 Each party irrevocably agrees that the courts of England and Wales shall have exclusive jurisdiction to settle any dispute or claim arising out of or in connection with his agreement or its subject matter or formation (including non-contractual disputes or claims).

23.3 The schedules to the Uniform Law of International Sales Act 1967 shall not in any circumstances apply to the contract.

24. Entire Agreement

24.1 This contract constitutes the whole agreement and understanding between the parties in relation to its subject matter and supersedes any previous arrangement, understanding, representations, (including any information or data set out in any sales and marketing literature), or agreement between them relating to the subject matter of this Agreement.

24.2 Each party acknowledges that, in entering into this Agreement, it has not relied on any statement, assurance or warranty (whether made negligently or innocently) other than those expressly set out in this Agreement and has no rights and remedies in respect thereof.

25. Third-Party Rights

25.1 term of this agreement shall be enforceable under the Contracts (Rights of Third Parties) Act 1999 by any legal entity who is not a party to this Agreement.

26. Notices

26.1 communications between the parties about the Contract shall be in writing and delivered by pre-paid first-class post or by hand to the party's registered office, principal place of business or such other address as may at the relevant time have been notified pursuant to this provision to the party giving notice. In the absence of evidence of earlier receipt, any notices shall be deemed to be duly served:

- a) If sent by first class post, two working days after posting; or
- b) If delivered personally, when left at the relevant address.

SURTEX INSTRUMENTS

Crafted to Excellence

INSTRUCTIONS FOR REPROCESSING OF REUSABLE SURGICAL INSTRUMENTS

Please read all information contained in this insert. The use of a device for a task other than that for which it is intended, as well as improper, ineffective and insufficient maintenance can greatly reduce the life of a device and will invalidate the device's warranty. Incorrect handling and care as well as misuse can lead to premature wear or can cause hazards to patients and users.

PRODUCTS:

- Scalpel Handles, Knives, Saws
- Scissors
- Forceps
- Cotton applicators
- Raspatories
- Calipers
- Cannulas and syringes
- Rongeurs and Punches
- Snares
- Trocars and Blades
- Bougies, Spatulas
- Holloware, Instruments Trays
- Hooks
- Curette and Scoops
- Needle Holders
- Tissue & Dissecting Forceps
- Clamps
- Laryngoscope
- Biopsy Forceps and punches
- Mouth gag
- Screw drivers
- Bone files/rasps/clippers/awls
- Aspiration needle
- Wire/ligature passer
- Bone Holding & Cutting Forceps
- Elevators and Osteotome
- Vaginal and Rectal Speculums
- Bone Chisel & Gouges
- Eye/Ear/Nasal Speculums
- Rib Spreader and retractors
- Dilators/strippers
- Probes, needles
- Dental Mirrors
- Hammers and mallets
- Wire holding and twisting forceps
- Tuning Fork

INTENDED USE:	Surtex produces the standard surgical instruments, designed for routine use in general surgical procedures. Nevertheless, it is the responsibility of the treating surgeon to select the appropriate instruments for specific procedures or operative applications. Additionally, the surgeon is accountable for ensuring that operating room personnel are adequately trained and informed, and that they possess the requisite experience to use the instruments effectively.
WARNINGS: 	• All types of surgical instruments are supplied non-sterile. • Every instrument must undergo cleaning, disinfection, and sterilization processes prior to and following each usage. • Utilization of strong alkaline or acidic cleaning agents is discouraged.
Limitations on Reprocessing:	• Reusable surgical instruments are designed to withstand a maximum of 50 re-sterilization cycles.When the instruments reach that number, they are to be discarded in any case. • Signs of wear or damage incurred during surgical procedures typically signify the end of a product's life.
INSTRUCTIONS	
Point of use:	• Use a disposable cloth or paper towel to wipe away any excess debris. • Ensure that all instruments are subjected to a high-pressure water rinse
Containment and transportation:	• Transporting contaminated instruments in a sealed and clean container is advisable. • It is best practice to reprocess the instrument within 2 hours after use.
Preparation for decontamination:	Personal protective equipment, including gloves, a water-resistant apron, a face shield or safety glasses, should be worn in accordance with the manufacturer's instructions for the cleaning and disinfectant agents used.
Cleaning: Manually	Prior to manual cleaning and subsequent manual disinfection: Do Pre-cleaning (see pre-cleaning above). **Equipments:** A multienzymatic detergent (for example, ECOLAB's Sekusept® MultiEnzyme (www.ecolab.com), soft-bristled brushes, a detergent container, and tap water (20±2°C) at least meeting drinking water standards as per RKI guidelines. 1) The cleaner is prepared in accordance to the manufacturer's instructions (e.g. Sekusept® MultiEnzyme 2% solution). 2) Soak the device into cleaning solution. 3) Exposure time in accordance to the manufacturer's instructions (at least 15 minutes for Sekusept® MultiEnzyme 2% solution). 4) While the instrument is submerged, scrub the exterior surfaces and any crevices with a brush to remove residue. 5) With the brush, clean the instrument's internal surfaces, grooves, and blind holes at least 15 times to eliminate surface contaminants. 6) During exposure time while device is soaked brush the canal inside the surgical instruments for at least 15 times, and brush all other hard-to-reach areas and accessible areas inside the device to remove all visible dirt with a soft brush. Pay attention to the critical and hard-to-reach areas where it is not possible to assess the cleaning efficacy for the devices by means of visual inspection. 7) Take the instrument out of the cleaning solution. 8) Rinse the instrument under running tap water for one minute, ensuring all surfaces are thoroughly washed. 9) Inspect the instrument for cleanliness. If contamination is visible, repeat the cleaning steps.
Disinfection: Manually	**Equipment:** Disinfectant on peroxide basis (e.g. Sekusept® aktiv of ECOLAB (www.ecolab.com), disinfectant tank, tap water (20±2°C) of at least drinking water quality (in accordance with RKI guideline), ultrasonic bath (35 kHz), deionized water (in accordance with KRINKO/BfArM-recommendation free of facultative pathogen microorganisms), fluff-free wipe or towel or air gun with compressed medical air (in accordance with European Pharmacopeia), a sterile 20-ml syringe 1) Prepare the disinfectant solution in an ultrasonic cleaner as per the manufacturer's instructions (e.g., a 2% solution of Sekusept® aktiv). 2) Fully submerge the instrument in the disinfectant. 3) Adhere to the manufacturer's recommended exposure time (at least 10 minutes for a 2% solution of Sekusept® aktiv). 4) Use a 20-ml syringe filled with disinfectant to flush the instrument's channels, blind holes, and other hard-to-reach areas at least five times. a. Pay attention to areas where visual inspection is not feasible for verifying cleanliness. 5) After 5 minutes exposure time, activate the ultrasonic cleaner for an additional 5 minutes. 6) Switch off the ultrasonic cleaner. 7) Remove the device from the disinfectant. 8) Rinse the device under running tap water for at least 1 minute. 9) Perform a secondary rinse using deionized water. 10) Wipe the device with single use, fluff free wipe or towel or dry by an air gun with compressed air. Cleaning and disinfection: Automated If visible soil remains in

Cleaning and disinfection: Automated

If visible soil remains in gaps, holes, joining surfaces, threads and other hard to reach areas: Start with Pre-cleaning (see pre-cleaning above) and continue with manual cleaning.
Equipment: Washer disinfector in accordance with DIN EN ISO 15883-1+-2 with thermal program (temperature 90-93oC), mildly alkaline cleaner detergent (e.g. Sekumatic® MultiClean 200 ml), fluff free wipe or towel or air gun connected to compressed air of medical grade (in accordance with European Pharmacopeia).

1) Place all components of the instruments onto a compatible tray within a load carrier module designated for the washer-disinfector, or connect them with their hollow channels to a load carrier module designed for minimally invasive surgery instruments.
2) Once the door is securely closed, initiate the thermal cycle, with program parameters outlined in the following table.
3) Upon completion of the cycle, retrieve the instruments.
4) Inspect the instruments to ensure they are fully dry. If any moisture remains, use a single-use, lint-free cloth or towel to dry them, or alternatively, apply an air gun with compressed air for drying.

Program Step	Water	Dosage	Time	Temperature
Pre-Rinse	Cold		5 minutes	
Dosage cleaner		According to manufacturer's instructions		According to manufacturer's instructions
Cleaning	Deionized water		10 minutes	55°C
Rinse	Deionized water		2 minutes	
Disinfection	Deionized water		Ao value >3000 (e.g. 5 minutes, 90oC)	
Drying			15 minutes	Up to 120°C

Public authorities may adopt other implementing provisions (parameters for disinfection performance) within their field of responsibility

Maintenance, Inspection and Testing:

Equipment: Silicone-free steam sterilizable lubricant allowed for use on medical products according to the manufacturer (e.g. Sterilit®, spray of B. BRAUN Aesculap or other fabricates).

- Under adequate lighting, scrutinize all parts of the instrument for any remaining soil. If soils detected, repeat the manual cleaning steps (including pre-cleaning) and either the automated or manual disinfection processes until the components are visibly clean.
- Verify the instrument for completeness, any damage, and proper functionality.
- Examine elongated components of the device for any signs of bending or distortion.
- Do not proceed with any damaged instrument.
- Apply a silicone-free steam sterilization-compatible lubricant to all movable parts of the instrument.

Packaging:

Packaging should be in a sterile barrier system compliant with DIN EN ISO 11607 or DIN 58953 standards. (For validation purposes, double-layered sterilization paper wraps were employed)

Sterilization:

Equipment: Sterilization should be performed using a sterilizer that adheres to DIN EN 13060 and/or DIN EN 285 standards.

- Employ a pre-vacuum sterilization process at temperatures ranging from 134°C to 137°C, with a minimum sterilization duration of 3 to 3.5 minutes.
- Sterilize the device in its disassembled state.

1) Place the packaged device in the sterilizer chamber.
2) Activate the sterilization cycle.
3) Once the cycle is complete, carefully extract the device and allow it to cool to room temperature.
4) Ensure the integrity of the package by checking that the seal is secure and the

Storage:

Adhere to the storage conditions and shelf life guidelines established by the processor.

- Instruments should be stored in dry, clean and humidity-free environment without direct solar irradiation.
- Do not store them in places where chemicals may emit corrosive fumes or where fluctuating temperature of humidity may cause vapors to condense on the instruments.

Additional Information:

Processing of medical devices should only be carried out using validated procedures.

Symbols used on Labelling:


Manufacturer



Non-sterile



Authorized Representative in the European Community


Consult instructions for use



Catalog Number


Keep away from rain



Lot Number


Keep away from sunlight


See instructions for use

SERIAL
Serial Number

SURTEX INSTRUMENTS

Crafted to Excellence

ANLEITUNG ZUR AUFBEREITUNG VON WIEDERVERWENDBAREN CHIRURGISCHEN INSTRUMENTEN

Bitte lesen Sie alle in dieser Beilage enthaltenen Informationen. Die Verwendung eines Geräts für eine andere als die vorgesehene Aufgabe sowie unsachgemäße, wirkungslose und unzureichende Wartung können die Lebensdauer erheblich verringern Lebensdauer eines Geräts und führt zum Erlöschen der Garantie des Geräts. Falsche Handhabung und Pflege sowie unsachgemäßer Gebrauch können zu vorzeitigem Verschleiß führen oder Gefahren für Patienten und Anwender hervorrufen.

PRODUKTE:

Skalpellgriffe, Messer, Sägen	Rongeure und Stanzen	Nadelhalter	Knochenfeilen/Raspeln/Knipser/Ahlen	Augen-/Ohr-/Nasenspekulum
Schere	Schlingen	Gewebe- und Präparierzangen	Aspirationsnadel	Rippenspreizer und Retraktoren
Zange	Trokare und Klingen	Klemmen	Draht-/Ligaturpasser	Dilatatoren/Stripper
Baumwollapplikatoren	Bougies, Spatel	Laryngoskop	Knochenhalte- und -schneidezange	Sonden, Nadeln
Raspatorien	Hohlware, Instrumentenschalen	Biopsiezangen und -stanzen	Elevatoren und Osteotom	Dentalspiegel
Bremssättel	Haken	Mundknebel	Vaginal- und Rektalspekulum	Hämmer und Schlägel
Kanülen und Spritzen	Küretten und Löffel	Schraubenzieher	Knochenmeißel und Hohleisen	Drahthalte- und Drehzange
				Stimmgabel

VERWENDUNGSZWECK:	Surtex stellt chirurgische Standardinstrumente her, die für den routinemäßigen Einsatz bei allgemeinen chirurgischen Eingriffen konzipiert sind. Dennoch liegt die Auswahl in der Verantwortung des behandelnden Chirurgen die passenden Instrumente für spezifische Eingriffe oder operative Anwendungen. Darüber hinaus ist der Chirurg dafür verantwortlich, sicherzustellen, dass das Personal im Operationssaal angemessen ist geschult und informiert sind und über die erforderliche Erfahrung verfügen, um die Instrumente effektiv einzusetzen.
WARNHINWEISE:	• Alle Arten von chirurgischen Instrumenten werden unsteril geliefert. • Jedes Instrument muss vor und nach jedem Gebrauch gereinigt, desinfiziert und sterilisiert werden. • Von der Verwendung stark alkalischer oder saurer Reinigungsmittel wird abgeraten.
Einschränkungen auf Wiederaufbereitung:	• Wiederverwendbare chirurgische Instrumente sind für maximal 50 Resterilisationszyklen ausgelegt. Bei Erreichen dieser Anzahl sind die Instrumente auf jeden Fall zu entsorgen. • Anzeichen von Abnutzung oder Schäden, die bei chirurgischen Eingriffen auftreten, bedeuten typischerweise das Ende der Lebensdauer eines Produkts.
ANWEISUNGEN	
Verwendungszweck:	• Wischen Sie überschüssige Rückstände mit einem Einwegtuch oder Papiertuch ab. • Stellen Sie sicher, dass alle Instrumente einer Hochdruckwasserspülung unterzogen werden
Eindämmung und Transport:	• Es empfiehlt sich, kontaminierte Instrumente in einem verschlossenen und sauberen Behälter zu transportieren. • Es empfiehlt sich, das Instrument innerhalb von 2 Stunden nach Gebrauch wieder aufzubereiten.
Vorbereitung für Dekontamination:	Persönliche Schutzausrüstung, darunter Handschuhe, eine wasserfeste Schürze, ein Gesichtsschutz oder eine Schutzbrille, sollte gemäß den Anweisungen des Herstellers getragen werden für die verwendeten Reinigungs- und Desinfektionsmittel.
Reinigung: Manuell	Vor der manuellen Reinigung und anschließenden manuellen Desinfektion: Führen Sie eine Vorreinigung durch (siehe Vorreinigung oben). **Ausrüstung:** Ein multienzymatisches Reinigungsmittel (z. B. Sekusept® MultiEnzyme von ECOLAB (www.ecolab.com), Bürsten mit weichen Borsten, ein Reinigungsmittelbehälter und Leitungswasser (20 ± 2 °C) mindestens den Trinkwasserstandards gemäß RKI-Richtlinien entsprechen. 1) Der Reiniger wird gemäß den Herstellerangaben zubereitet (z. B. Sekusept® MultiEnzym 2 % Lösung). 2) Das Gerät in Reinigungslösung einweichen. 3) Einwirkzeit gemäß Herstellerangaben (mindestens 15 Minuten für Sekusept® MultiEnzyme 2 % Lösung). 4) Während das Instrument eingetaucht ist, schrubben Sie die Außenflächen und alle Spalten mit einer Bürste, um Rückstände zu entfernen. 5) Reinigen Sie mit der Bürste die Innenflächen, Rillen und Sacklöcher des Instruments mindestens 15 Mal, um Oberflächenverunreinigungen zu entfernen. 6) Während der Einwirkzeit, während das Gerät eingeweicht ist, bürsten Sie den Kanal innerhalb der chirurgischen Instrumente mindestens 15 Mal und bürsten Sie alle anderen schwer zugänglichen und zugänglichen Bereiche Bereiche im Inneren des Geräts, um alle sichtbaren Verschmutzungen mit einer weichen Bürste zu entfernen. Achten Sie auf kritische und schwer zugängliche Stellen, an denen die Reinigungswirkung der Geräte nicht durch Sichtprüfung beurteilt werden kann. 7) Nehmen Sie das Instrument aus der Reinigungslösung. 8) Spülen Sie das Instrument eine Minute lang unter fließendem Leitungswasser ab und stellen Sie sicher, dass alle Oberflächen gründlich gewaschen sind. 9) Überprüfen Sie das Instrument auf Sauberkeit. Wenn Verunreinigungen sichtbar sind, wiederholen Sie die Reinigungsschritte.
Desinfektion: Manuell	**Ausrüstung:** Desinfektionsmittel auf Peroxidbasis (z. B. Sekusept® aktiv von ECOLAB (www.ecolab.com), Desinfektionsmitteltank, Leitungswasser (20±2°C) mindestens in Trinkwasserqualität (gemäß RKI-Richtlinie), Ultraschallbad (35 kHz), deionisiertes Wasser (gemäß KRINKO/BfArM-Empfehlung frei von fakultativ pathogenen Mikroorganismen), Flusenfreies Tuch oder Handtuch oder Luftpistole mit medizinischer Druckluft (gemäß Europäischem Arzneibuch), einer sterilen 20-ml-Spritze 1) Bereiten Sie die Desinfektionslösung in einem Ultraschallreiniger gemäß den Anweisungen des Herstellers vor (z. B. eine 2%ige Lösung von Sekusept® aktiv). 2) Tauchen Sie das Instrument vollständig in das Desinfektionsmittel. 3) Halten Sie sich an die vom Hersteller empfohlene Einwirkzeit (mindestens 10 Minuten bei einer 2 %igen Lösung von Sekusept® aktiv). 4) Verwenden Sie eine mit Desinfektionsmittel gefüllte 20-ml-Spritze, um die Kanäle, Sacklöcher und andere schwer zugängliche Bereiche des Instruments mindestens fünfmal zu spülen. A. Achten Sie auf Bereiche, in denen eine visuelle Inspektion zur Überprüfung der Sauberkeit nicht möglich ist. 5) Nach 5 Minuten Einwirkzeit den Ultraschallreiniger für weitere 5 Minuten aktivieren. 6) Schalten Sie das Ultraschallreinigungsgerät aus. 7) Nehmen Sie das Gerät aus dem Desinfektionsmittel. 8) Spülen Sie das Gerät mindestens 1 Minute lang unter fließendem Leitungswasser ab. 9) Führen Sie eine zweite Spülung mit entionisiertem Wasser durch. 10) Wischen Sie das Gerät zum einmaligen Gebrauch mit einem fusselfreien Tuch oder Handtuch ab oder trocknen Sie es mit einer Luftpistole mit Druckluft. Reinigung und Desinfektion: Automatisiert, wenn sichtbarer Schmutz zurückbleibt

Reinigung u Desinfektion: Automatisiert

Wenn sichtbarer Schmutz in Spalten, Löchern, Verbindungsflächen, Gewinden und anderen schwer zugänglichen Stellen zurückbleibt: Beginnen Sie mit der Vorreinigung (siehe Vorreinigung oben) und fahren Sie mit der manuellen Reinigung fort.
Ausstattung: Reinigungs- und Desinfektionsgerät nach DIN EN ISO 15883-1+-2 mit Thermoprogramm (Temperatur 90-93oC), mildalkalischer Reiniger (z. B. Sekumatic®). MultiClean 200 ml), fusselfreies Wischtuch oder Handtuch oder Luftpistole, angeschlossen an Druckluft medizinischer Qualität (gemäß Europäischer Pharmakopöe).

1) Legen Sie alle Komponenten der Instrumente auf ein kompatibles Tablett innerhalb eines für das Reinigungs- und Desinfektionsgerät vorgesehenen Ladungsträgermoduls oder verbinden Sie sie mit ihren Hohlkanälen zu einem Lastenträgermodul für Instrumente der minimalinvasiven Chirurgie.
2) Sobald die Tür sicher geschlossen ist, starten Sie den Wärmezyklus mit den in der folgenden Tabelle aufgeführten Programmparametern.
3) Nach Abschluss des Zyklus die Instrumente herausnehmen.
4) Überprüfen Sie die Instrumente, um sicherzustellen, dass sie vollständig trocken sind. Wenn noch Feuchtigkeit zurückbleibt, trocknen Sie sie mit einem fusselfreien Einmaltuch oder Handtuch ab oder wenden Sie alternativ eine Luftpistole an Druckluft zum Trocknen.

Programmschritt	Wasser	Dosierung	Zeit	Temperatur
Vorspülen	Kalt		5 Minuten	
Dosierreiniger		Entsprechend Hersteller Anweisungen		Entsprechend Hersteller Anweisungen
Reinigung	Entionisiertes Wasser		10 Minuten	55°C
Spülen	Entionisiertes Wasser		2 Minuten	
Desinfektion	Entionisiertes Wasser		Ao-Wert >3000 (z. B. 5 Minuten, 90oC)	
Trocknen			15 Minuten	Bis zu 120°C

Die Behörden können in ihrem bundesweit weitere Ausführungsbestimmungen (Parameter zur Desinfektionsleistung) erlassen

Wartung, Inspektion u Testen:

Ausstattung: Silikonfreies, dampfsterilisierbares Gleitmittel, das laut Hersteller zur Verwendung auf Medizinprodukten zugelassen ist (z. B. Sterilit®, Spray von B. BRAUN Aesculap). oder andere Fabrikate).

- Untersuchen Sie bei ausreichender Beleuchtung alle Teile des Instruments auf verbleibende Verschmutzungen. Wenn Verschmutzungen festgestellt werden, wiederholen Sie die manuellen Reinigungsschritte (einschließlich Vorreinigung). und entweder die automatisierten oder manuellen Desinfektionsprozesse, bis die Komponenten sichtbar sauber sind.
- Überprüfen Sie das Gerät auf Vollständigkeit, eventuelle Schäden und ordnungsgemäße Funktion.
- Untersuchen Sie längliche Komponenten des Geräts auf Anzeichen von Biegung oder Verformung.
- Fahren Sie nicht mit beschädigten Instrumenten fort.
- Tragen Sie auf alle beweglichen Teile des Instruments ein silikonfreies, dampfsterilisationsverträgliches Gleitmittel auf.

Verpackung:

Die Verpackung sollte in einem Sterilbarrieresystem nach DIN EN ISO 11607 oder DIN 58953 erfolgen. (Zu Validierungszwecken doppellagiges Sterilisationspapier Wraps wurden verwendet)

Sterilisation:

Ausrüstung: Die Sterilisation sollte mit einem Sterilisator erfolgen, der den Normen DIN EN 13060 und/oder DIN EN 285 entspricht.

- Verwenden Sie einen Vorvakuumsterilisationsprozess bei Temperaturen zwischen 134 °C und 137 °C und einer Mindeststerilisationsdauer von 3 bis 3,5 Minuten.
- Sterilisieren Sie das Gerät im zerlegten Zustand.

1) Legen Sie das verpackte Gerät in die Sterilisatorkammer.
2) Aktivieren Sie den Sterilisationszyklus.
3) Sobald der Zyklus abgeschlossen ist, entnehmen Sie das Gerät vorsichtig und lassen Sie es auf Raumtemperatur abkühlen.
4) Stellen Sie die Unversehrtheit der Verpackung sicher, indem Sie prüfen, ob das Siegel sicher ist und die

Lagerung:

Beachten Sie die vom Verarbeiter festgelegten Lagerbedingungen und Haltbarkeitsrichtlinien.

- Instrumente sollten in einer trockenen, sauberen und feuchtigkeitsfreien Umgebung ohne direkte Sonneneinstrahlung gelagert werden.
- Lagern Sie sie nicht an Orten, an denen Chemikalien ätzende Dämpfe abgeben können oder wo schwankende Luftfeuchtigkeitstemperaturen dazu führen können, dass Dämpfe auf den Instrumenten kondensieren.

Zusätzlich Information:

Die Aufbereitung von Medizinprodukten sollte nur nach validierten Verfahren erfolgen.

Verwendete Symbole auf Beschriftung:

	Herstellerin	NON STERILE	Unsterile
EC REP	Autorisierter Vertreter in der Europäischen Gemeinschaft		Gebrauchsanweisung beachten
REF	Katalognummer		Von Regen fernhalten
LOT	Chargennummer		Von Sonnenlicht fernhalten
	Siehe Gebrauchsanweisung	SERIAL	Seriennummer

SURTEX INSTRUMENTS

Crafted to Excellence

INSTRUCTIONS POUR LE RETRAITEMENT DES INSTRUMENTS CHIRURGICAUX RÉUTILISABLES

Veuillez lire toutes les informations contenues dans cet encart. L'utilisation d'un appareil pour une tâche autre que celle pour laquelle il est destiné, ainsi qu'un entretien inapproprié, inefficace et insuffisant peuvent réduire considérablement les durée de vie d'un appareil et annulera la garantie de l'appareil. Une manipulation et un entretien incorrects ainsi qu'une mauvaise utilisation peuvent entraîner une usure prématurée ou présenter des dangers pour les patients et les utilisateurs.

DES PRODUITS:

- Manches de scalpel, couteaux, scies
- Ciseaux
- Forceps
- Applicateurs de coton
- Raspatoires
- Étriers
- Canules et seringues
- Rongeurs et poinçons
- Pièges
- Trocarts et lames
- Bougies, Spatules
- Holloware, plateaux à instruments
- Crochets
- Curette et cuillères
- Porte-aiguilles
- Pinces à tissus et à dissection
- Pinces
- Laryngoscope
- Pinces et poinçons à biopsie
- Bâillon
- Tournevis
- Limes à os/râpes/coupe-ongles/alènes
- Aiguille d'aspiration
- Passeur de fil/ligature
- Pinces de maintien et de coupe des os
- Ascenseurs et Ostéotome
- Spéculums vaginaux et rectaux
- Ciseau à os et gouges
- Spéculums yeux/oreilles/nasaux
- Écarteur de côtes et écarteurs
- Dilatateurs/décapants
- Sondes, aiguilles
- Miroirs dentaires
- Marteaux et maillets
- Pinces à maintien et à torsion des fils
- Diapason

UTILISATION PRÉVUE:	Surtex produit des instruments chirurgicaux standards, conçus pour une utilisation de routine dans les procédures chirurgicales générales. Il appartient néanmoins au chirurgien traitant de sélectionner les instruments appropriés pour des procédures spécifiques ou des applications opérationnelles. De plus, le chirurgien est responsable de s'assurer que le personnel de la salle d'opération est correctement formés et informés, et qu'ils possèdent l'expérience requise pour utiliser efficacement les instruments.
AVERTISSEMENTS: ⚠	• Tous les types d'instruments chirurgicaux sont fournis non stériles. • Chaque instrument doit subir des processus de nettoyage, de désinfection et de stérilisation avant et après chaque utilisation. • L'utilisation d'agents de nettoyage fortement alcalins ou acides est déconseillée.
Limites sur Retraitement:	• Les instruments chirurgicaux réutilisables sont conçus pour résister à un maximum de 50 cycles de restérilisation.Lorsque les instr uments atteignent ce nombre, ils doivent dans tous les cas être jetés. • Les signes d'usure ou les dommages survenus lors d'interventions chirurgicales signifient généralement la fin de vie d'un produit.
INSTRUCTIONS	
Point d'utilisation:	• Utilisez un chiffon jetable ou une serviette en papier pour essuyer tout excès de débris. • Assurez-vous que tous les instruments sont soumis à un rinçage à l'eau à haute pression
Confinement et transport:	• Il est conseillé de transporter les instruments contaminés dans un conteneur hermétique et propre. • Il est recommandé de retraiter l'instrument dans les 2 heures suivant son utilisation.
La préparation pour décontamination:	L'équipement de protection individuelle, y compris des gants, un tablier résistant à l'eau, un écran facial ou des lunettes de sécurité, doit être porté conformément aux instructions du fabricant. pour les produits de nettoyage et de désinfection utilisés.
Nettoyage: Manuellement	Avant le nettoyage manuel et la désinfection manuelle ultérieure : effectuez un pré-nettoyage (voir pré-nettoyage ci-dessus). **Équipements:** Un détergent multienzymatique (par exemple Sekusept® MultiEnzyme d'ECOLAB (www.ecolab.com), des brosses à poils souples, un récipient à détergent et de l'eau du robinet. (20 ± 2 ° C) répondant au moins aux normes d'eau potable selon les directives du RKI. 1) Le nettoyant est préparé conformément aux instructions du fabricant (par exemple solution Sekusept® MultiEnzyme 2%). 2) Trempez l'appareil dans une solution de nettoyage. 3) Temps d'exposition conformément aux instructions du fabricant (au moins 15 minutes pour la solution Sekusept® MultiEnzyme 2%). 4) Pendant que l'instrument est immergé, frottez les surfaces extérieures et les crevasses avec une brosse pour éliminer les résidus. 5) Avec la brosse, nettoyez les surfaces internes, les rainures et les trous borgnes de l'instrument au moins 15 fois pour éliminer les contaminants de surface. 6) Pendant le temps d'exposition, lorsque le dispositif est trempé, brossez le canal à l'intérieur des instruments chirurgicaux au moins 15 fois et brossez toutes les autres zones difficiles d'accès et accessibles. zones à l'intérieur de l'appareil pour éliminer toute saleté visible avec une brosse douce. Faites attention aux zones critiques et difficiles d'accès où il n'est pas possible d'évaluer l'efficacité du nettoyage des appareils au moyen d'une inspection visuelle. 7) Sortez l'instrument de la solution de nettoyage. 8) Rincez l'instrument sous l'eau courante du robinet pendant une minute, en vous assurant que toutes les surfaces sont soigneusement lavées. 9) Inspectez l'instrument pour vérifier sa propreté. Si une contamination est visible, répétez les étapes de nettoyage.
Désinfection: Manuellement	**Équipement :** Désinfectant à base de peroxyde (par exemple Sekusept® aktiv d'ECOLAB (www.ecolab.com), réservoir de désinfectant, eau du robinet (20±2°C) d'au moins qualité d'eau potable (conformément à la directive RKI), bain à ultrasons (35 kHz), eau déminéralisée (conformément à la recommandation KRINKO/BfArM exempte de micro-organismes pathogènes facultatifs), une lingette ou une serviette sans peluches ou un pistolet à air comprimé avec de l'air médical comprimé(conformément à la Pharmacopée Européenne), une seringue stérile de 20 ml 1) Préparez la solution désinfectante dans un nettoyeur à ultrasons selon les instructions du fabricant (par exemple une solution à 2 % de Sekusept® aktiv). 2) Immergez complètement l'instrument dans le désinfectant. 3) Respecter le temps d'exposition recommandé par le fabricant (au moins 10 minutes pour une solution à 2% de Sekusept® aktiv). 4) Utilisez une seringue de 20 ml remplie de désinfectant pour rincer les canaux, les trous borgnes et autres zones difficiles d'accès de l'instrument au moins cinq fois. un. Faites attention aux zones où une inspection visuelle n'est pas possible pour vérifier la propreté. 5) Après 5 minutes d'exposition, activez le nettoyeur à ultrasons pendant 5 minutes supplémentaires. 6) Éteignez le nettoyeur à ultrasons. 7) Retirez l'appareil du désinfectant. 8) Rincez l'appareil sous l'eau courante du robinet pendant au moins 1 minute. 9) Effectuez un rinçage secondaire à l'eau déminéralisée. 10) Essuyez l'appareil avec une lingette ou une serviette à usage unique sans peluches ou séchez-le avec un pistolet à air comprimé. Nettoyage et désinfection : automatisés si des saletés visibles restent à l'intérieur

Nettoyage et désinfection: automatique

Si de la saleté visible reste dans les interstices, les trous, les surfaces de jonction, les filetages et autres zones difficiles d'accès : commencez par un pré-nettoyage (voir pré-nettoyage ci-dessus) et poursuivez par un nettoyage manuel. **Équipement :** Laveur-désinfecteur conforme à la norme DIN EN ISO 15883-1+-2 avec programme thermique (température 90-93°C), détergent légèrement alcalin (par ex. Sekumatic® MultiClean 200 ml), lingette ou serviette sans peluches ou pistolet à air connecté à de l'air comprimé de qualité médicale (conforme à la Pharmacopée Européenne).

1) Placez tous les composants des instruments sur un plateau compatible à l'intérieur d'un module support de charge destiné au laveur-désinfecteur, ou connectez-les avec leurs canaux creux. à un module support de charge conçu pour les instruments de chirurgie mini-invasive.
2) Une fois la porte bien fermée, lancez le cycle thermique, avec les paramètres du programme décrits dans le tableau suivant.
3) Une fois le cycle terminé, récupérez les instruments.
4) Inspectez les instruments pour vous assurer qu'ils sont complètement secs. S'il reste de l'humidité, utilisez un chiffon ou une serviette à usage unique non pelucheux pour les sécher, ou bien appliquez un pistolet à air comprimé avec air comprimé pour le séchage.

Program Step	Eau	Dosage	Temps	Temperature
Pré-rinçage	Froide		5 minutes	
Nettoyant dosé		Selon du fabricant instructions		Selon du fabricant instructions
Nettoyage	Eau déminéralisée		10 minutes	55°C
Rincer	Eau déminéralisée		2 minutes	
Désinfection	Eau déminéralisée		Valeur Ao>3000 (par exemple 5 minutes, 90°C)	
Séchage			15 minutes	Jusqu'à 120°C

Les autorités publiques peuvent adopter d'autres dispositions d'exécution (paramètres pour les performances de désinfection) dans leur domaine de compétence.

Entretien, Inspection et Essai:

Matériel : Lubrifiant stérilisable à la vapeur sans silicone autorisé pour une utilisation sur les produits médicaux selon le fabricant (ex. Sterilit®, spray de B. BRAUN Aesculap ou autres produits fabriqués).

- Sous un éclairage adéquat, examinez toutes les parties de l'instrument à la recherche de toute terre restante. Si des salissures sont détectées, répétez les étapes de nettoyage manuel (y compris le pré-nettoyage) et les processus de désinfection automatisés ou manuels jusqu'à ce que les composants soient visiblement propres.
- Vérifiez l'intégralité de l'instrument, tout dommage et son bon fonctionnement.
- Examinez les composants allongés de l'appareil pour déceler tout signe de flexion ou de distorsion.
- Ne continuez pas avec un instrument endommagé.
- Appliquez un lubrifiant compatible avec la stérilisation à la vapeur sans silicone sur toutes les parties mobiles de l'instrument.

Emballage:

L'emballage doit être placé dans un système de barrière stérile conforme aux normes DIN EN ISO 11607 ou DIN 58953. (À des fins de validation, papier de stérilisation double couche des enveloppes ont été utilisées)

Stérilisation:

Équipement : La stérilisation doit être effectuée à l'aide d'un stérilisateur conforme aux normes DIN EN 13060 et/ou DIN EN 285.

- Utiliser un processus de stérilisation sous vide à des températures allant de 134 °C à 137 °C, avec une durée minimale de stérilisation de 3 à 3,5 minutes.
- Stérilisez l'appareil à l'état démonté.

1) Placez l'appareil emballé dans la chambre du stérilisateur.
2) Activez le cycle de stérilisation.
3) Une fois le cycle terminé, extrayez délicatement l'appareil et laissez-le refroidir à température ambiante.
4) Assurer l'intégrité de l'emballage en vérifiant que le sceau est bien fermé et que le

Stockage:

Respectez les conditions de stockage et les directives relatives à la durée de conservation établies par le transformateur.

- Les instruments doivent être stockés dans un environnement sec, propre et sans humidité, sans rayonnement solaire direct.
- Ne les stockez pas dans des endroits où les produits chimiques peuvent émettre des fumées corrosives ou où les fluctuations de la température et de l'humidité peuvent provoquer la condensation des vapeurs sur les instruments.

Supplémentaire Information:

Le traitement des dispositifs médicaux ne doit être effectué qu'à l'aide de procédures validées.

Symboles utilisés sur Étiquetage :

	Fabricante	NON STERILE	Non stérile
EC REP	Représentant autorisé dans la Communauté européenne		Consulter les instructions d'utilisation
REF	Numéro de catalogue		Tenir à l'abri de la pluie
LOT	Numéro de lot		Tenir à l'écart du soleil
	Voir les instructions d'utilisation	SERIAL	Numéro de série

SURTEX INSTRUMENTS

Crafted to Excellence

INSTRUCCIONES PARA EL REPROCESAMIENTO DE INSTRUMENTOS QUIRÚRGICOS REUTILIZABLES

Por favor lea toda la información contenida en este inserto. El uso de un dispositivo para una tarea distinta a aquella para la que está destinado, así como un mantenimiento inadecuado, ineficaz e insuficiente pueden reducir en gran medida el vida útil de un dispositivo e invalidará la garantía del dispositivo. El manejo y cuidado incorrectos, así como el mal uso, pueden provocar un desgaste prematuro o causar peligros a los pacientes y usuarios.

PRODUCTOS:

Mangos De Bisturí, Cuchillos, Sierras
Tijeras
Pinzas
Aplicadores de algodón
raspatorios
Calibrador
Cánulas y jeringas

Pinzas y punzones
trampas
Trocares y cuchillas
Bougías, Espátulas
Holloware, Bandejas para instrumentos
Manos
cureta y palas

Portaagujas
Pinzas de tejido y disección
Abrazaderas
Laringoscopio
Pinzas y punzones para biopsia
mordaza en la boca
Destornilladores

Limas/escofinas/cortadoras para huesos/punzones
aguja de aspiración
Pasador de alambre/ligadura
Pinzas para sujetar y cortar huesos
Ascensores y Osteotomo
Espéculos vaginales y rectales
Cincel para huesos y gubias

Espéculos para ojos/oídos/nasales
Separador de costillas y retractores
Dilatadores/strippers
Sondas, agujas
Espejos dentales
Martillos y mazos
Pinzas para sujetar y torcer cables
Diapasón

USO PREVISTO:	Surtex produce instrumentos quirúrgicos estándar, diseñados para uso rutinario en procedimientos quirúrgicos generales. Sin embargo, es responsabilidad del cirujano tratante seleccionar los instrumentos adecuados para procedimientos o aplicaciones operativas específicas. Además, el cirujano es responsable de garantizar que el personal del quirófano esté adecuadamente capacitados e informados, y que poseen la experiencia necesaria para utilizar los instrumentos de manera eficaz.
ADVERTENCIAS: 	• Todo tipo de instrumental quirúrgico se suministra sin esterilizar. • Cada instrumento debe someterse a procesos de limpieza, desinfección y esterilización antes y después de cada uso. • Se desaconseja el uso de agentes de limpieza fuertes alcalinos o ácidos.
Limitaciones en Reprocesamiento:	• Los instrumentos quirúrgicos reutilizables están diseñados para soportar un máximo de 50 ciclos de reesterilización. Cuando los instrumentos alcancen ese número, deberán ser desechados en cualquier caso. • Los signos de desgaste o daño ocurridos durante los procedimientos quirúrgicos generalmente indican el final de la vida útil de un producto.
INSTRUCCIONES	
Punto de uso:	• Utilice un paño desechable o una toalla de papel para limpiar el exceso de residuos. • Asegúrese de que todos los instrumentos estén sujetos a un enjuague con agua a alta presión.
Contención y transporte:	• Es aconsejable transportar los instrumentos contaminados en un recipiente limpio y sellado. • Es una buena práctica reprocesar el instrumento dentro de las 2 horas posteriores a su uso.
Preparación para descontaminación:	Se debe usar equipo de protección personal, incluidos guantes, delantal resistente al agua, careta o gafas de seguridad, de acuerdo con las instrucciones del fabricante. de los agentes limpiadores y desinfectantes utilizados.
Limpieza: A mano	Antes de la limpieza manual y la posterior desinfección manual: Realice una limpieza previa (consulte la limpieza previa más arriba). **Equipos:** un detergente multienzimático (por ejemplo, Sekusept® MultiEnzyme de ECOLAB (www.ecolab.com), cepillos de cerdas suaves, un recipiente para detergente y agua del grifo.(20±2°C) que cumpla al menos con los estándares de agua potable según las pautas del RKI. 1) El limpiador se prepara según las instrucciones del fabricante (p. ej., solución Sekusept® MultiEnzyme al 2%). 2) Remoje el dispositivo en una solución limpiadora. 3) Tiempo de exposición según las instrucciones del fabricante (al menos 15 minutos para Sekusept® MultiEnzyme solución al 2%). 4) Mientras el instrumento está sumergido, frote las superficies exteriores y las grietas con un cepillo para eliminar los residuos. 5) Con el cepillo, limpie las superficies internas, ranuras y orificios ciegos del instrumento al menos 15 veces para eliminar contaminantes de la superficie. 6) Durante el tiempo de exposición, mientras el dispositivo está empapado, cepille el canal dentro de los instrumentos quirúrgicos al menos 15 veces y cepille todas las demás áreas accesibles y de difícil acceso. áreas dentro del dispositivo para eliminar toda la suciedad visible con un cepillo suave. Preste atención a las zonas críticas y de difícil acceso donde no es posible evaluar la eficacia de limpieza de los dispositivos mediante inspección visual. 7) Saque el instrumento de la solución limpiadora. 8) Enjuague el instrumento con agua corriente durante un minuto, asegurándose de que todas las superficies estén bien lavadas. 9) Inspeccione la limpieza del instrumento. Si la contaminación es visible, repita los pasos de limpieza.
Disinfection: Manually	**Equipo:** Desinfectante a base de peróxido (p. ej. Sekusept® aktiv de ECOLAB (www.ecolab.com), tanque de desinfectante, agua del grifo (20±2°C) de al menos calidad potable. (según las directrices del RKI), baño de ultrasonidos (35 kHz), agua desionizada (según la recomendación KRINKO/BfArM libre de microorganismos patógenos facultativos), paño o toalla sin pelusas o pistola de aire comprimido con aire médico (según la Farmacopea Europea), una jeringa estéril de 20 ml 1) Prepare la solución desinfectante en un limpiador ultrasónico según las instrucciones del fabricante (p. ej., una solución al 2 % de Sekusept® aktiv). 2) Sumerja completamente el instrumento en el desinfectante. 3) Respete el tiempo de exposición recomendado por el fabricante (al menos 10 minutos para una solución al 2% de Sekusept® aktiv). 4) Utilice una jeringa de 20 ml llena de desinfectante para lavar los canales del instrumento, los orificios ciegos y otras áreas de difícil acceso al menos cinco veces. a. Preste atención a las áreas donde la inspección visual no es factible para verificar la limpieza. 5) Después de 5 minutos de exposición, active el limpiador ultrasónico durante 5 minutos más. 6) Apague el limpiador ultrasónico. 7) Retire el dispositivo del desinfectante. 8) Enjuague el dispositivo con agua corriente durante al menos 1 minuto. 9) Realice un enjuague secundario con agua desionizada. 10) Limpie el dispositivo con un paño o toalla de un solo uso y sin pelusas o séquelo con una pistola de aire comprimido. Limpieza y desinfección: Automatizada Si queda suciedad visible en

Limpieza y desinfección: Automatizado

Si queda suciedad visible en huecos, agujeros, superficies de unión, roscas y otras áreas de difícil acceso: comience con la limpieza previa (consulte la limpieza previa arriba) y continúe con la limpieza manual. **Equipamiento:** Lavadora desinfectadora según DIN EN ISO 15883-1+-2 con programa térmico (temperatura 90-93oC), detergente ligeramente alcalino (p. ej. Sekumatic® MultiClean 200 ml), toallitaotoalla sin pelusas o pistola deaire comprimido conectada a aire comprimido degrado médico (según Farmacopea Europea).

1) Coloque todos los componentes de los instrumentos en una bandeja compatible dentro de un módulo portacargas designado para la lavadora desinfectadora, o conéctelos con sus canales huecos. a un módulo portador de carga diseñado para instrumentos de cirugía mínimamente invasiva.
2) Una vez que la puerta esté bien cerrada, inicie el ciclo térmico, con los parámetros del programa descritos en la siguiente tabla.
3) Al finalizar el ciclo, recuperar los instrumentos.
4) Inspeccione los instrumentos para asegurarse de que estén completamente secos. Si queda humedad, utilice un paño o toalla de un solo uso y sin pelusa para secarlos o, alternativamente, aplique una pistola de aire comprimido con aire comprimido para el secado.

Paso del programa	Agua	Dosis	Tiempo	Temperatura
Pre-enjuague	Fría		5 minutos	
Limpiador dosificado		De acuerdo a del fabricante instrucciones		De acuerdo a del fabricante instrucciones
Cleaning	Deionized water		10 minutos	55°C
Rinse	Deionized water		2 minutos	
Disinfection	Deionized water		Valor de Ao >3000 (por ejemplo, 5 minutos, 90oC)	
El secado			15 minutos	Hasta 120ºC

Las autoridades públicas podrán adoptar otras disposiciones de aplicación (parámetros para la eficacia de la desinfección) dentro de su ámbito de responsabilidad.

Mantenimiento, Inspección y Pruebas:

Equipo: Lubricante esterilizable por vapor sin silicona, permitido para su uso en productos médicos según el fabricante (p. ej. Sterilit®, spray de B. BRAUN Aesculap u otros fabricados).

- Bajo una iluminación adecuada, examine todas las partes del instrumento en busca de restos de tierra. Si se detecta suciedad, repita los pasos de limpieza manual (incluida la limpieza previa) y los procesos de desinfección automatizados o manuales hasta que los componentes estén visiblemente limpios.
- Verifique que el instrumento esté completo, que no haya daños y que funcione correctamente.
- Examine los componentes alargados del dispositivo en busca de signos de flexión o distorsión.
- No continúe con ningún instrumento dañado.
- Aplique un lubricante compatible con la esterilización por vapor sin silicona a todas las partes móviles del instrumento.

Embalaje:

El embalaje debe estar en un sistema de barrera estéril que cumpla con las normas DIN EN ISO 11607 o DIN 58953. (Para fines de validación, se utilizará papel de esterilización de doble capa se emplearon envolturas)

Esterilización:

Equipo: La esterilización debe realizarse utilizando un esterilizador que cumpla con las normas DIN EN 13060 y/o DIN EN 285.

- Emplee un proceso de esterilización previo al vacío a temperaturas que oscilan entre 134 °C y 137 °C, con una duración mínima de esterilización de 3 a 3,5 minutos.
- Esterilice el dispositivo en su estado desmontado.

1) Coloque el dispositivo empaquetado en la cámara del esterilizador.
2) Activar el ciclo de esterilización.
3) Una vez completado el ciclo, extraiga con cuidado el dispositivo y déjelo enfriar a temperatura ambiente.
4) Asegure la integridad del paquete verificando que el sello esté seguro y que el

Almacenamiento:

Respete las condiciones de almacenamiento y las pautas de vida útil establecidas por el procesador.

- Los instrumentos deben almacenarse en un ambiente seco, limpio y libre de humedad, sin irradiación solar directa.
- No los almacene en lugares donde los productos químicos puedan emitir vapores corrosivos o donde las fluctuaciones de temperatura y humedad puedan provocar que los vapores se condensen en los instrumentos.

Adicional Información:

El procesamiento de dispositivos médicos sólo debe realizarse mediante procedimientos validados.

Símbolos utilizados en Etiquetado:

	Fabricante	NON STERILE	No estéril
EC REP	Representante autorizado en la Comunidad Europea		Consultar instrucciones de uso.
REF	Numero de catalogo		Mantener alejado de la lluvia
LOT	Numero de lote		Mantener alejado de la luz solar
	Ver instrucciones de uso.	SERIAL	Número de serie

SURTEX INSTRUMENTS

Crafted to Excellence

ISTRUZIONI PER IL RIGENERAZIONE DEGLI STRUMENTI CHIRURGICI RIUTILIZZABILI

Si prega di leggere tutte le informazioni contenute in questo inserto. L'utilizzo di un apparecchio per un compito diverso da quello a cui è destinato, così come una manutenzione impropria, inefficace ed insufficiente possono ridurre notevolmente I costi durata del dispositivo e ne invaliderà la garanzia. Una manipolazione e una cura errate nonché un uso improprio possono comportare un'usura prematura o causare pericoli per pazienti e utenti.

PRODOTTI:

- Manici per bisturi, coltelli, seghe
- Forbici
- Pinza
- Applicatori di cotone
- Rasatori
- Calibri
- Cannule e siringhe
- Rongeurs e pugni
- Rullanti
- Trocar e lame
- Bougies, Spatole
- Holloware, Vassoi per strumenti
- Ganci
- Curette e misurini
- Porta aghi
- Pinze per tessuti e dissezione
- Morsetti
- Laringoscopio
- Pinze e punzoni per biopsia
- Bavaglio alla bocca
- Cacciaviti
- Lime/raspe/tronchesi/punteruoli per ossa
- Ago di aspirazione
- Passafilo/legatura
- Pinze per trattenere e tagliare ossa
- Elevatori e osteotomi
- Speculum vaginali e rettali
- Scalpello e sgorbie per ossa
- Speculum per occhi/orecchi/nasi
- Divaricatore e divaricatore per costole
- Dilatatori/spogliarelliste
- Sonde, aghi
- Specchi dentali
- Martelli e mazze
- Pinza per presa e torsione del filo
- Diapason

USO PREVISTO:	Surtex produce strumenti chirurgici standard, progettati per l'uso di routine nelle procedure chirurgiche generali. Tuttavia, la scelta è responsabilità del chirurgo curante gli strumenti adeguati per specifiche procedure o applicazioni operative. Inoltre, il chirurgo è responsabile di garantire che il personale della sala operatoria sia adeguatamente operativo formati e informati e che possiedano l'esperienza necessaria per utilizzare gli strumenti in modo efficace.
AVVERTENZE: 	• Tutti i tipi di strumenti chirurgici vengono forniti non sterili. • Ogni strumento deve essere sottoposto a processi di pulizia, disinfezione e sterilizzazione prima e dopo ogni utilizzo. • Si sconsiglia l'utilizzo di detergenti fortemente alcalini o acidi.
Limitazioni su Ritrattamento:	• Gli strumenti chirurgici riutilizzabili sono progettati per resistere ad un massimo di 50 cicli di risterilizzazione. Quando gli strumenti raggiungono tale numero sono da eliminare in ogni caso. • Segni di usura o danni subiti durante le procedure chirurgiche in genere indicano la fine della vita di un prodotto.
ISTRUZIONI	
Punto di utilizzo:	• Utilizzare un panno usa e getta o un tovagliolo di carta per rimuovere eventuali detriti in eccesso. • Assicurarsi che tutti gli strumenti siano sottoposti a un risciacquo con acqua ad alta pressione
Contenimento e trasporto:	• Si consiglia di trasportare gli strumenti contaminati in un contenitore sigillato e pulito. • È consigliabile ricondizionare lo strumento entro 2 ore dall'uso.
Preparazione per decontaminazione:	I dispositivi di protezione individuale, inclusi guanti, grembiule resistente all'acqua, una visiera o occhiali di sicurezza, devono essere indossati secondo le istruzioni del produttore per i detergenti e disinfettanti utilizzati.
Pulizia: Manualmente	Prima della pulizia manuale e della successiva disinfezione manuale: eseguire la pre-pulizia (vedere pre-pulizia sopra). **Attrezzatura:** un detergente multienzimatico (ad esempio Sekusept® MultiEnzyme di ECOLAB (www.ecolab.com), spazzole a setole morbide, un contenitore per detersivo e acqua del rubinetto (20±2°C) che soddisfi almeno gli standard dell'acqua potabile secondo le linee guida RKI. 1) Il detergente è preparato secondo le istruzioni del produttore (ad esempio Sekusept® MultiEnzyme soluzione al 2%). 2) Immergere il dispositivo nella soluzione detergente. 3) Tempo di esposizione secondo le istruzioni del produttore (almeno 15 minuti per la soluzione Sekusept® MultiEnzyme al 2%). 4) Mentre lo strumento è immerso, strofinare le superfici esterne e le eventuali fessure con una spazzola per rimuovere i residui. 5) Con lo spazzolino pulire almeno 15 volte le superfici interne dello strumento, le scanalature e i fori ciechi per eliminare i contaminanti superficiali. 6) Durante il tempo di esposizione, mentre il dispositivo è bagnato, spazzolare il canale all'interno degli strumenti chirurgici per almeno 15 volte e spazzolare tutte le altre aree difficili da raggiungere e accessibili aree all'interno del dispositivo per rimuovere tutto lo sporco visibile con una spazzola morbida. Prestare attenzione alle zone critiche e difficili da raggiungere dove non è possibile valutare l'efficacia della pulizia dei dispositivi mediante ispezione visiva. 7) Estrarre lo strumento dalla soluzione detergente. 8) Sciacquare lo strumento sotto acqua corrente per un minuto, assicurandosi che tutte le superfici siano accuratamente lavate. 9) Ispezionare lo strumento per verificarne la pulizia. Se la contaminazione è visibile, ripetere le fasi di pulizia.
Disinfezione: Manualmente	**Attrezzatura:** disinfettante a base di perossido (ad esempio Sekusept® aktiv di ECOLAB (www.ecolab.com), serbatoio disinfettante, acqua di rubinetto (20±2°C) almeno di qualità potabile (secondo la direttiva RKI), bagno a ultrasuoni (35 kHz), acqua deionizzata (secondo la raccomandazione KRINKO/BfArM priva di microrganismi patogeni facoltativi), un panno o un asciugamano anti-pelucchi o una pistola ad aria compressa con aria medicale compressa (conforme alla Farmacopea Europea), una siringa sterile da 20 ml 1) Preparare la soluzione disinfettante in una lavatrice ad ultrasuoni secondo le istruzioni del produttore (ad esempio una soluzione al 2% di Sekusept® aktiv). 2) Immergere completamente lo strumento nel disinfettante. 3) Rispettare il tempo di esposizione consigliato dal produttore (almeno 10 minuti per una soluzione al 2% di Sekusept® aktiv). 4) Utilizzare una siringa da 20 ml riempita di disinfettante per lavare i canali dello strumento, i fori ciechi e altre aree difficili da raggiungere almeno cinque volte. UN. Prestare attenzione alle aree in cui non è possibile effettuare un'ispezione visiva per verificarne la pulizia. 5) Dopo 5 minuti di esposizione, attivare il pulitore ad ultrasuoni per altri 5 minuti. 6) Spegnere il pulitore ad ultrasuoni. 7) Rimuovere il dispositivo dal disinfettante. 8) Sciacquare il dispositivo sotto l'acqua corrente del rubinetto per almeno 1 minuto. 9) Eseguire un risciacquo secondario utilizzando acqua deionizzata. 10) Pulire il dispositivo con una salvietta o un asciugamano monouso senza pelucchi oppure asciugarlo con una pistola ad aria compressa. Pulizia e disinfezione: automatizzata se rimane sporco visibile

Pulizia e disinfezione: Automatizzato

Se rimane dello sporco visibile negli spazi vuoti, nei fori, nelle superfici di giunzione, nelle filettature e in altre aree difficili da raggiungere: iniziare con la pre-pulizia (vedere pre-pulizia sopra) e continuare con la pulizia manuale. **Dotazione:** termodisinfettore conforme alla norma DIN EN ISO 15883-1+-2 con programma termico (temperatura 90-93oC), detergente leggermente alcalino (ad es. Sekumatic® MultiClean 200 ml), una salvietta o un asciugamano anti-pelucchi o una pistola ad aria collegata ad aria compressa di grado medico (secondo la Farmacopea Europea).

1) Posizionare tutti i componenti degli strumenti su un vassoio compatibile all'interno di un modulo di carico previsto per il termodisinfettore o collegarli con i relativi canali cavi a un modulo portacarico progettato per strumenti chirurgici minimamente invasivi.
2) Una volta chiusa saldamente la porta, avviare il ciclo termico, con i parametri del programma indicati nella tabella seguente.
3) Al termine del ciclo recuperare gli strumenti.
4) Ispezionare gli strumenti per assicurarsi che siano completamente asciutti. Se rimane dell'umidità, utilizzare un panno o un asciugamano monouso privo di lanugine per asciugarli o, in alternativa, applicare una pistola ad aria compressa con aria compressa per l'asciugatura.

Fase del programma	Acqua	Dosaggio	Tempo	Temperatura
Prerisciacquo	Fredda		5 minuti	
Dosage cleaner		Secondo del produttore Istruzioni		Secondo del produttore Istruzioni
Pulizia	Acqua deionizzata		10 minuti	55°C
Risciacquo	Acqua deionizzata		2 minuti	
Disinfezione	Acqua deionizzata		Valore Ao >3000 (ad esempio 5 minuti, 90°C)	
Essiccazione			15 minuti	Fino a 120°C

Public authorities may adopt other implementing provisions (parameters for disinfection performance) within their field of responsibility

Manutenzione, Ispezione e Test:

Attrezzatura: lubrificante sterilizzabile a vapore privo di silicone consentito per l'uso su prodotti medici secondo il produttore (ad es. Sterilit®, spray di B. BRAUN Aesculap o altri fabbricanti).

- Sotto un'illuminazione adeguata, esaminare attentamente tutte le parti dello strumento per individuare eventuali residui di terreno. Se viene rilevata sporcizia, ripetere le fasi di pulizia manuale (inclusa la pre-pulizia) e i processi di disinfezione automatizzati o manuali finché i componenti non sono visibilmente puliti.
- Verificare la completezza dello strumento, eventuali danni e il corretto funzionamento.
- Esaminare i componenti allungati del dispositivo per individuare eventuali segni di piegatura o distorsione.
- Non procedere con strumenti danneggiati.
- Applicare un lubrificante compatibile con la sterilizzazione a vapore privo di silicone su tutte le parti mobili dello strumento.

Confezione:

L'imballaggio deve essere realizzato in un sistema di barriera sterile conforme agli standard DIN EN ISO 11607 o DIN 58953. (A scopo di convalida, carta per sterilizzazione a doppio strato sono stati utilizzati gli involucri)

Confezione:

Attrezzatura: la sterilizzazione deve essere eseguita utilizzando uno sterilizzatore conforme alle norme DIN EN 13060 e/o DIN EN 285.

- Utilizzare un processo di sterilizzazione pre-vuoto a temperature comprese tra 134°C e 137°C, con una durata minima di sterilizzazione compresa tra 3 e 3,5 minuti.
- Sterilizzare il dispositivo nel suo stato smontato.

1) Posizionare il dispositivo confezionato nella camera dello sterilizzatore.
2) Attivare il ciclo di sterilizzazione.
3) Una volta terminato il ciclo, estrarre con attenzione il dispositivo e lasciarlo raffreddare a temperatura ambiente.
4) Garantire l'integrità del pacco controllando che il sigillo sia ben saldo e la

Magazzinaggio:

Rispettare le condizioni di conservazione e le linee guida sulla durata di conservazione stabilite dall'azienda di trasformazione.

- Gli strumenti devono essere conservati in un ambiente asciutto, pulito e privo di umidità, senza irradiazione solare diretta.
- Non conservarli in luoghi in cui le sostanze chimiche possono emettere fumi corrosivi o dove le fluttuazioni della temperatura e dell'umidità possono causare la condensazione dei vapori sugli strumenti.

Ulteriori Informazione:

Il trattamento dei dispositivi medici deve essere effettuato esclusivamente utilizzando procedure convalidate.

Simboli utilizzati su Etichettatura:

	Produttrice	NON STERILE	Non sterile
EC REP	Rappresentante Autorizzato nella Comunità Europea		Consultare le istruzioni per l'uso
REF	Numero di catalogo		Tenere lontano dalla pioggia
LOT	Numero di lotto		Tenere lontano dalla luce solare
	Vedi le istruzioni per l'uso	SERIAL	Numero di serie

SURTEX INSTRUMENTS

Crafted to Excellence

INSTRUCTIES VOOR HERVERWERKING VAN HERBRUIKBARE CHIRURGISCHE INSTRUMENTEN

Lees alle informatie in deze bijsluiter. Het gebruik van een apparaat voor een andere taak dan waarvoor het bedoeld is, evenals onoordeelkundig, ineffectief en onvoldoende onderhoud kunnen de levensduur van een apparaat en vervalt de garantie van het apparaat. Onjuiste behandeling en onderhoud, evenals misbruik, kunnen tot voortijdige slijtage leiden of gevaren voor patiënten en gebruikers veroorzaken.

PRODUCTEN:

- Scalpelhandvatten, messen, zagen
- Schaar
- Tang
- Katoenen applicators
- Raspatoriën
- Remklauwen
- Canules en spuiten
- Rongeurs en stoten
- strikken
- Trocars en messen
- Bougies, Spatels
- Holloware, Instrumenten Trays
- Haken
- Curette en schepjes
- Naaldhouders
- Weefsel- en ontleedpincetten
- Klemmen
- Laryngoscoop
- Biopsietangen en stoten
- Mondknevel
- Schroevendraaiers
- Botvijlen/raspen/kniptangen/priemen
- Aspiratienaald
- Draad-/ligatuurpasser
- Bothoud- en snijtang
- Liften en osteotoom
- Vaginale en rectale speculums
- Botbeitel en gutsen
- Oog/oor/neusspeculums
- Ribspreider en oprolmechanismen
- Dilators/strippers
- Sondes, naalden
- Tandheelkundige spiegels
- Hamers en hamers
- Draadvasthoud- en draaipincet
- Stemvork

BEOOGD GEBRUIK:	Surtex produceert de standaard chirurgische instrumenten, ontworpen voor routinematig gebruik bij algemene chirurgische ingrepen. Niettemin is het de verantwoordelijkheid van de behandelend chirurg om te selecterenmde geschikte instrumenten voor specifieke procedures of operatieve toepassingen. Bovendien is de chirurg er verantwoordelijk voor dat het personeel in de operatiekamer adequaat is opgeleid en geïnformeerd zijn, en dat zij over de nodige ervaring beschikken om de instrumenten effectief te kunnen gebruiken.
WAARSCHUWINGEN: 	• Alle soorten chirurgische instrumenten worden niet-steriel geleverd. • Elk instrument moet vóór en na elk gebruik een reinigings-, desinfectie- en sterilisatieproces ondergaan. • Het gebruik van sterk alkalische of zure reinigingsmiddelen wordt afgeraden.
Beperkingen aan Herverwerking:	• Herbruikbare chirurgische instrumenten zijn ontworpen om maximaal 50 hersterilisatiecycli te doorstaan. Wanneer de instrumenten dat aantal bereiken, moeten ze in ieder geval worden weggegooid. • Tekenen van slijtage of schade opgelopen tijdens chirurgische ingrepen duiden doorgaans op het einde van de levensduur van een product.
INSTRUCTIES	
Gebruikspunt:	• Gebruik een wegwerpdoek of papieren handdoek om overtollig vuil weg te vegen. • Zorg ervoor dat alle instrumenten worden onderworpen aan een hogedrukwaterspoeling
Insluiting en vervoer:	• Het is raadzaam om besmette instrumenten in een afgesloten en schone container te vervoeren. • Het is het beste om het instrument binnen 2 uur na gebruik opnieuw te verwerken.
Voorbereiding voor decontaminatie:	Persoonlijke beschermingsmiddelen, waaronder handschoenen, een waterbestendig schort, een gelaatsscherm of een veiligheidsbril, moeten worden gedragen in overeenstemming met de instructies van de fabrikant voor de gebruikte reinigings- en desinfectiemiddelen.
Schoonmaak: Handmatig	Voorafgaand aan de handmatige reiniging en daaropvolgende handmatige desinfectie: Voer een voorreiniging uit (zie de voorreiniging hierboven). **Uitrusting:** een multi-enzymatisch wasmiddel (bijvoorbeeld Sekusept® MultiEnzyme van ECOLAB (www.ecolab.com), borstels met zachte haren, een container voor wasmiddel en leidingwater (20±2°C) voldoet ten minste aan de drinkwaternormen volgens de RKI-richtlijnen. 1) De reiniger wordt bereid volgens de instructies van de fabrikant (bijv. Sekusept® MultiEnzyme 2% oplossing). 2) Dompel het apparaat in een reinigingsoplossing. 3) Blootstellingstijd volgens de instructies van de fabrikant (minimaal 15 minuten voor Sekusept® MultiEnzyme 2% oplossing). 4) Terwijl het instrument ondergedompeld is, schrobt u de buitenoppervlakken en eventuele spleten met een borstel om resten te verwijderen. 5) Reinig de interne oppervlakken, groeven en blinde gaten van het instrument minstens 15 keer met de borstel om oppervlakteverontreinigingen te verwijderen. 6) Tijdens de blootstellingstijd, terwijl het apparaat doordrenkt is, borstelt u het kanaal in de chirurgische instrumenten minstens 15 keer, en borstelt u alle andere moeilijk bereikbare en toegankelijke plaatsen. gebieden in het apparaat om al het zichtbare vuil met een zachte borstel te verwijderen. Besteed aandacht aan de kritieke en moeilijk bereikbare plaatsen waar niet mogelijk is om de reinigingseffectiviteit van de apparaten te beoordelen door middel van visuele inspectie. 7) Haal het instrument uit de reinigingsoplossing. 8) Spoel het instrument gedurende één minuut af onder stromend kraanwater en zorg ervoor dat alle oppervlakken grondig worden gewassen. 9) Inspecteer het instrument op reinheid. Als er vervuiling zichtbaar is, herhaal dan de reinigingsstappen.
Desinfectie: Handmatig	**Apparatuur:** Desinfectiemiddel op peroxidebasis (bijv. Sekusept® aktiv van ECOLAB (www.ecolab.com), desinfectiemiddeltank, leidingwater (20±2°C) van minimaal drinkwaterkwaliteit (conform RKI-richtlijn), ultrasoonbad (35 kHz), gedeïoniseerd water (conform KRINKO/BfArM-aanbeveling vrij van facultatief pathogene micro-organismen), pluisvrij doekje of handdoek of luchtpistool met medische perslucht (conform Europese Farmacopee), een steriele spuit van 20 ml 1) Bereid de desinfecterende oplossing in een ultrasone reiniger volgens de instructies van de fabrikant (bijvoorbeeld een 2% oplossing van Sekusept® aktiv). 2) Dompel het instrument volledig onder in het desinfectiemiddel. 3) Houd u aan de door de fabrikant aanbevolen inwerktijd (minimaal 10 minuten voor een 2% oplossing van Sekusept® aktiv). 4) Gebruik een spuit van 20 ml gevuld met desinfectiemiddel om de kanalen, blinde gaten en andere moeilijk bereikbare plaatsen van het instrument minstens vijf keer door te spoelen. A. Besteed aandacht aan gebieden waar visuele inspectie niet mogelijk is om de reinheid te verifiëren. 5) Activeer na 5 minuten inwerktijd de ultrasoonreiniger nog eens 5 minuten. 6) Schakel de ultrasoonreiniger uit. 7) Haal het apparaat uit het desinfectiemiddel. 8) Spoel het apparaat minimaal 1 minuut af onder stromend kraanwater. 9) Voer een secundaire spoeling uit met gedeïoniseerd water. 10) Veeg het apparaat af met een pluisvrij doekje of handdoek voor eenmalig gebruik, of droog het met een luchtpistool met perslucht. Reiniging en desinfectie: Geautomatiseerd Als zichtbaar vuil achterblijft

Schoonmaken en desinfectie: Geautomatiseerd

Als er zichtbaar vuil achterblijft in spleten, gaten, verbindingsoppervlakken, schroefdraden en andere moeilijk bereikbare plaatsen: Begin met de voorreiniging (zie de voorreiniging hierboven) en ga verder met de handmatige reiniging. **Uitrusting:** Wasmachine-desinfector volgens DIN EN ISO 15883-1+-2 met thermisch programma (temperatuur 90-93oC), mild alkalisch reinigingsmiddel (bijv. Sekumatic® MultiClean 200 ml), pluisvrij doekje of handdoek of luchtpistool aangesloten op perslucht van medische kwaliteit (conform Europese Farmacopee).

1) Plaats alle componenten van de instrumenten op een compatibele bak in een lastdragermodule die bedoeld is voor de endoscopendesinfector, of verbind ze met hun holle kanalen tot een lastdragermodule die is ontworpen voor minimaal invasieve chirurgische instrumenten.
2) Zodra de deur goed gesloten is, start u de thermische cyclus, met de programmaparameters die in de volgende tabel worden beschreven.
3) Na voltooiing van de cyclus haalt u de instrumenten eruit.
4) Inspecteer de instrumenten om er zeker van te zijn dat ze volledig droog zijn. Als er vocht achterblijft, gebruik dan een pluisvrije doek of handdoek voor eenmalig gebruik om deze te drogen, of gebruik eventueel een luchtpistool met perslucht voor het drogen.

Programma Stap	Water	Dosering	Tijd	Temperatuur
Voorspoelen	Koud		5 minuten	
Dosering reiniger		Volgens fabrikant instructies		Volgens fabrikant instructies
Schoonmaak	Gedeïoniseerd water		10 minuten	55°C
Afspoelen	Gedeïoniseerd water		2 minuten	
Disinfection	Gedeïoniseerd water		Ao value >3000 (e.g. 5 minuten, 90oC)	
Drogen			15 minuten	Tot 120°C

Overheidsinstanties kunnen binnen hun verantwoordelijkheidsgebied andere uitvoeringsbepalingen (parameters voor desinfectieprestaties) vaststellen

Onderhoud, Inspectie en Testen:

Uitrusting: Siliconenvrij stoomsteriliseerbaar smeermiddel toegestaan voor gebruik op medische producten volgens de fabrikant (bijv. Sterilit®, spray van B. BRAUN Aesculap of andere verzinsels).

- Onderzoek bij voldoende verlichting alle onderdelen van het instrument nauwkeurig op eventueel achtergebleven vuil. Als er vuil wordt gedetecteerd, herhaal dan de handmatige reinigingsstappen (inclusief voorreiniging) en ofwel de geautomatiseerde of handmatige desinfectieprocessen totdat de componenten zichtbaar schoon zijn.
- Controleer het instrument op volledigheid, eventuele schade en juiste functionaliteit.
- Onderzoek langwerpige onderdelen van het apparaat op tekenen van verbuiging of vervorming.
- Ga niet verder met een beschadigd instrument.
- Breng een siliconenvrij smeermiddel aan dat geschikt is voor stoomsterilisatie op alle bewegende delen van het instrument.

Verpakking:

De verpakking moet zich in een steriel barrièresysteem bevinden dat voldoet aan de normen DIN EN ISO 11607 of DIN 58953. (Voor validatiedoeleinden dubbellaags sterilisatiepapier er werden wraps gebruikt)

Sterilisatie:

Uitrusting: Sterilisatie moet worden uitgevoerd met behulp van een sterilisator die voldoet aan de normen DIN EN 13060 en/of DIN EN 285.

- Gebruik een prevacuümsterilisatieproces bij temperaturen variërend van 134°C tot 137°C, met een minimale sterilisatieduur van 3 tot 3,5 minuten.
- Steriliseer het apparaat in gedemonteerde staat.

1) Plaats het verpakte apparaat in de sterilisatiekamer.
2) Activeer de sterilisatiecyclus.
3) Zodra de cyclus is voltooid, haalt u het apparaat voorzichtig eruit en laat u het afkoelen tot kamertemperatuur.
4) Zorg ervoor dat de verpakking intact is door te controleren of de verzegeling goed vastzit en of de verpakking goed is

Opslag:

Houd u aan de bewaarcondities en houdbaarheidsrichtlijnen opgesteld door de verwerker.

- Instrumenten moeten worden bewaard in een droge, schone en vochtvrije omgeving, zonder directe zonnestraling.
- Bewaar ze niet op plaatsen waar chemicaliën corrosieve dampen kunnen afgeven of waar fluctuerende temperatuur of vochtigheid ervoor kunnen zorgen dat dampen op de instrumenten condenseren.

Aanvullend Informatie:

Verwerking van medische hulpmiddelen mag alleen worden uitgevoerd met behulp van gevalideerde procedures.

Symbolen gebruikt op Etikettering:

	Fabrikant		Niet-steriel
EC REP	Geautoriseerde vertegenwoordiger in de Europese Gemeenschap		Raadpleeg de gebruiksaanwijzing
REF	Catalogus nummer		Blijf uit de buurt van regen
LOT	Lotnummer		Uit de buurt van zonlicht houden
	Zie gebruiksaanwijzing	SERIAL	Serienummer

ENT Surgery Sets

SURTEX INSTRUMENTS

SURTEX INSTRUMENTS

Crafted to Excellence

Basic ENT Surgery Set

Codes	Description	Quantity
SI-012-15	Allis Intestinal and Tissue Grasping Forcep 4 x 5 Teeth 15.5 cm - 6" Stainless Steel	1
TR-151-15	Baron-Schuknecht Suction Tube With Finger Cutt Off Working Length 75 mm - Ø 1.5 mm Stainless Steel	1
TR-151-20	Baron-Schuknecht Suction Tube With Finger Cutt Off Working Length 75 mm - Ø 2.0 mm Stainless Steel	1
OT-660-01	Billeau Ear Loop 16 cm - 6 1/4" Working End 2.0 mm Stainless Steel	1
OT-660-02	Billeau Ear Loop 16 cm - 6 1/4" Working End 3.0 mm Stainless Steel	1
OT-660-03	Billeau Ear Loop 16 cm - 6 1/4" Working End 4.0 mm Stainless Steel	1
OT-570-10	Buck Ear Curette Fig. 0 - Straight - Blunt 17 cm - 6 3/4" Ø 2.6 mm Stainless Steel	1
OT-570-11	Buck Ear Curette Fig. 1 - Straight - Blunt 17 cm - 6 3/4" Ø 3.0 mm Stainless Steel	1
OT-570-12	Buck Ear Curette Fig. 2 - Straight - Blunt 17 cm - 6 3/4" Ø 3.7 mm Stainless Steel	1
OT-572-10	Buck Ear Curette Fig. 0 - Straight - Sharp 17 cm - 6 3/4" Ø 2.6 mm Stainless Steel	1
OT-572-11	Buck Ear Curette Fig. 1 - Straight - Sharp 17 cm - 6 3/4" Ø 3.0 mm Stainless Steel	1
OT-572-12	Buck Ear Curette Fig. 2 - Straight - Sharp 17 cm - 6 3/4" Ø 3.7 mm Stainless Steel	1
OT-677-01	Day Ear Hook Long 17 cm - 6 3/4" Stainless Steel	1
OT-677-02	Day Ear Hook Short 17 cm - 6 3/4" Stainless Steel	1
OT-255-14	Hartmann Alligator Forcep 14 cm - 5 1/2" Stainless Steel	1
OT-261-25	Hartmann Alligator Forcep Cup Shaped 8.5 cm - 3 1/4" Ø 2.5 mm Stainless Steel	1
SS-440-11	Iris Scissor Straight 11.5 cm - 4 1/2" Stainless Steel	1
SS-441-11	Iris Scissor Curved 11.5 cm - 4 1/2" Stainless Steel	1
OT-211-14	Gruenwald (Lucae) Ear Forcep Bayonet Shaped 14.5 cm - 5 3/4" Stainless Steel	1
OT-283-08	McGee Micro Alligator Forcep Serrated-Straight 8 cm - 3" Jaw Size 4.0 x 0.8 mm Stainless Steel	1
OT-293-08	Mini-McGee Micro Alligator Forcep Serrated-Straight 8 cm - 3" Jaw Size 3.5 x 0.6 mm Stainless Steel	1
OT-311-08	Micro Alligator Forcep Straight - Cup Shaped 8 cm - 3" Cup Size - Jaw Size 1.0 x 0.9 mm - 4.0 mm Stainless Steel	1
OT-255-08	Hartmann Alligator Forcep 8.5 cm - 3 1/4" Stainless Steel	1
OT-555-01	Shapleigh Ear Curette Fig. 1 15 cm - 6" Stainless Steel	1
OT-555-02	Shapleigh Ear Curette Fig. 2 15 cm - 6" Stainless Steel	1
SS-456-11	Strabismus Scissor Straight 11.5 cm - 4 1/2" Stainless Steel	1
SS-457-11	Strabismus Scissor Curved 11.5 cm - 4 1/2" Stainless Steel	1
RH-023-01	Mod. Vienna Nasal Speculum Fig. 1 Blade Length 27 mm Stainless Steel	1
RH-023-02	Mod. Vienna Nasal Speculum Fig. 2 Blade Length 31 mm Stainless Steel	1
RH-023-03	Mod. Vienna Nasal Speculum Fig. 3 Blade Length 35 mm Stainless Steel	1
OT-201-11	Troeltsch (Wilde) Ear Forcep 11 cm / 4 3/8" Stainless Steel	1

Basic Ear Set

Codes	Description	Quantity
SL-012-03	Scalpel Handle No. 3 Solid, cm-Graduation 12 cm - 4 3/4" Stainless Steel	1
SS-861-14	UltraCut TC Mayo Dissecting Scissor Curved 14.5 cm - 5 3/4" Stainless Steel	1
SS-921-14	UltraCut TC Metzenbaum-Fine Dissecting Scissor - Slender Pattern Curved 14.5 cm - 5 3/4" Stainless Steel	1
SS-923-18	UltraCut TC Metzenbaum-Fine Dissecting Scissor - Slender Pattern Curved 18 cm - 7" Stainless Steel	1
AF-160-12	Halsted-Mosquito Haemostatic Forcep Straight 12.5 cm - 5" Stainless Steel	6
AF-200-14	Kelly Haemostatic Forcep Straight 14.5 cm - 5 3/4" Stainless Steel	2
SU-586-13	UltraGripX TC Halsey Needle Holder 13 cm - 5" Stainless Steel	1
SS-991-12	UltraCut TC Universal Wire Cutting Scissor Angled - One Toothed Cutting Edge 12.5 cm - 5" Stainless Steel	1
SI-012-15	Allis Intestinal and Tissue Grasping Forcep 4 x 5 Teeth 15.5 cm - 6" Stainless Steel	2
RT-716-13	Weitlaner-Wullstein Self Retaining Retractor 3 x 3 Sharp Prongs 13 cm - 5" Stainless Steel	1
RH-475-18	Freer Septum Elevator Double Ended - Sharp/Blunt 18.5 cm - 7 1/4" Blade Size 1 - Blade Size 2 5.0 mm - 5.0 mm Stainless Steel	1
RT-034-15	Joseph Mucus Hook Sharp 15.5 cm - 6" Stainless Steel	2
RT-677-10	Jansen Self Retaining Retractor 3 x 3 Blunt Prongs - With Adjustment Screw 10 cm - 4" Stainless Steel	1
AF-773-08	Backhaus Towel Clamp 9 cm - 3 1/2" Stainless Steel	4
TR-101-07	Frazier Suction Tube 7 Charr. 19.5 cm - 7 3/4" Ø 2.3 mm Stainless Steel	1
TR-101-09	Frazier Suction Tube 9 Charr. 19.5 cm - 7 3/4" Ø 3.0 mm Stainless Steel	1
FR-050-12	Adson Dressing Forcep 12 cm - 4 3/4" Stainless Steel	1
FR-250-12	Adson Dissecting Forcep 1 x 2 Teeth 12 cm - 4 3/4" Stainless Steel	1
RT-251-01	Langenbeck Retractor 22.5 cm - 8 3/4" Blade Size 30 x 11 mm Stainless Steel	1
RT-251-03	Langenbeck Retractor 22.5 cm - 8 3/4" Blade Size 30 x 16 mm Stainless Steel	1
RT-162-16	Senn-Miller Retractor Sharp 16 cm - 6 1/4" Blade Size 20 x 7 mm Stainless Steel	2
RT-672-10	Allport Wound Spreader 4 x 4 Sharp Prongs 9.5 cm - 3 3/4" Stainless Steel	1
SS-457-11	Strabismus Scissor Curved 11.5 cm - 4 1/2" Stainless Steel	1
FR-772-01	Graefe Fixation Forcep Without Lock 11 cm - 4 1/4" Stainless Steel	1
OT-213-16	Jansen Ear Forcep Bayonet Shaped 16 cm - 6 1/4" Stainless Steel	1
OT-572-02	Buck Ear Curette Fig. 00 - Straight - Sharp 17 cm - 6 3/4" Ø 2.3 mm Stainless Steel	1
OT-572-10	Buck Ear Curette Fig. 0 - Straight - Sharp 17 cm - 6 3/4" Ø 2.6 mm Stainless Steel	1
OT-010-01	Hartmann Ear Specula Set of 3 Ref:- OT-012-00 to OT-012-02 Stainless Steel	1

Basic Nasal Surgery Set

Codes	Description	Quantity
SL-010-03	Bard-Parker Scalpel Handle No. 3 Solid 12 cm - 4 3/4" Stainless Steel	1
SL-030-07	Scalpel Handle No. 7 Solid 16 cm - 6 1/4" Stainless Steel	1
SS-041-14	Mayo Dissecting Scissor Curved 14.5 cm - 5 3/4" Stainless Steel	1
SS-201-14	Metzenbaum-Fino Delicate Dissecting Scissor Curved - Blunt/Blunt Slender Pettern 14.5 cm - 5 3/4" Stainless Steel	1
SS-215-18	Metzenbaum-Fino Delicate Dissecting Scissor Curved - Sharp/sharp Slender Pettern 18 cm - 7" Stainless Steel	2
SS-441-11	Iris Scissor Curved 11.5 cm - 4 1/2" Stainless Steel	2
FR-250-12	Adson Dissecting Forcep 1 x 2 Teeth 12 cm - 4 3/4" Stainless Steel	2
AF-160-12	Halsted-Mosquito Haemostatic Forcep Straight 12.5 cm - 5" Stainless Steel	6
AF-161-12	Halsted-Mosquito Haemostatic Forcep Curved 12 cm - 4 3/4" Stainless Steel	6
AF-773-08	Backhaus Towel Clamp 9 cm - 3 1/2" Stainless Steel	6
RT-162-16	Senn-Miller Retractor Sharp 16 cm - 6 1/4" Blade Size 20 x 7 mm Stainless Steel	1
RT-163-16	Senn-Miller Retractor Blunt 16 cm - 6 1/4" Blade Size 20 x 7 mm Stainless Steel	1
RT-579-21	Parker-Langebeck (US Army) Retractor Set 21.5 cm Stainless Steel	1
RT-677-10	Jansen Self Retaining Retractor 3 x 3 Blunt Prongs - With Adjustment Screw 10 cm - 4" Stainless Steel	1
TR-101-08	Frazier Suction Tube 8 Charr. 19.5 cm - 7 3/4" √ò 2.6 mm Stainless Steel	2
TR-251-27	Yankauer Suction Tube Complete Central Bore 2.0 mm 31 cm - 12 1/4" Stainless Steel	1
SU-586-13	UltraGripX TC Halsey Needle Holder 13 cm - 5" Stainless Steel	1
OR-504-19	FiberGrip Vickers Mallet With Interchangeable Nylon Discs 19 cm - 7 1/2" Head √ò 25.0 mm - Weight 300 Grams Stainless Steel	1
SI-012-15	Allis Intestinal and Tissue Grasping Forcep 4 x 5 Teeth 15.5 cm - 6" Stainless Steel	2
FR-772-01	Graefe Fixation Forcep Without Lock 11 cm - 4 1/4" Stainless Steel	1
OT-211-14	Gruenwald (Lucae) Ear Forcep Bayonet Shaped 14.5 cm - 5 3/4" Stainless Steel	3
RH-033-02	Hartmann-Halle Nasal Speculum Fig. 2 15.5 cm - 6" Blade Length 31 mm Stainless Steel	1
RH-101-15	Troeltsch Nasal Tampon Forcep 14.5 cm - 5 3/4" Stainless Steel	1
RT-034-15	Joseph Mucus Hook Sharp 15.5 cm - 6" Stainless Steel	2
RT-074-02	Joseph Mucosa Hook 16.5 cm - 6 1/2" Width 2.0 mm Stainless Steel	2
RT-074-07	Joseph Mucosa Hook 16.5 cm - 6 1/2" Width 7.0 mm Stainless Steel	2

Major Nasal Set

Codes	Description	Quantity
AF-773-08	Backhaus Towel Clamp 9 cm - 3 1/2" Stainless Steel	6
RH-380-03	Ballanger Swivel Knife Straight 21 cm - 8 1/4" Cutting Edge Size 3.0 mm Stainless Steel	1
RH-820-11	Cottle Columella Forcep 11 cm - 4 1/4" Width 12.0 mm Stainless Steel	1
RH-771-01	Cottle Alar Hook Sharp 14.5 cm - 5 3/4" Stainless Steel	1
RH-367-15	Cottle Rhinoplastic Knife 14 cm - 5 1/2" Stainless Steel	1
RH-621-04	Cottle Osteotome Curved 18.5 cm - 7 1/4" Blade Width 4.0 mm Stainless Steel	1
RT-080-14	Cottle Alar Hook 4 Semi Sharp Prongs 14 cm - 5 1/2" Stainless Steel	1
RT-120-08	Desmarres Lid Retractor 16 cm - 6 1/4" Blade Width 8.0 mm Stainless Steel	1
SS-357-15	Fomon Tonsil Scissor 15 cm - 6" Stainless Steel	1
RH-355-15	Fomon Rhinoplastic Knife 16.5 cm - 6 1/2" Stainless Steel	1
SS-189-14	Fomon Nasal Scissor Curved 14 cm - 5 1/2" Stainless Steel	1
RH-765-16	Fomon Alar Hook Button Ended 16 cm - 6 1/4" Stainless Steel	1
TR-101-08	Frazier Suction Tube 8 Charr. 19.5 cm - 7 3/4" Ø 2.6 mm Stainless Steel	2
RH-475-18	Freer Septum Elevator Double Ended - Sharp/Blunt 18.5 cm - 7 1/4" Blade Size 1 - Blade Size 2 5.0 mm - 5.0 mm Stainless Steel	1
RT-012-02	Gillies Skin Hook Fig. 2 18 cm - 7" Stainless Steel	1
FR-772-01	Graefe Fixation Forcep Without Lock 11 cm - 4 1/4" Stainless Steel	1
AF-160-12	Halsted-Mosquito Haemostatic Forcep Straight 12.5 cm - 5" Stainless Steel	6
AF-161-12	Halsted-Mosquito Haemostatic Forcep Curved 12 cm - 4 3/4" Stainless Steel	6
RH-127-16	Hartmann Nasal Polypus Forcep 15 cm - 6" Stainless Steel	1
SS-440-11	Iris Scissor Straight 11.5 cm - 4 1/2" Stainless Steel	1
RT-677-10	Jansen Self Retaining Retractor 3 x 3 Blunt Prongs - With Adjustment Screw 10 cm - 4" Stainless Steel	1
RH-551-16	Joseph Periosteal Elevator 18 cm - 7" Blade Width 6.5 mm Stainless Steel	1
RT-034-15	Joseph Mucus Hook Sharp 15.5 cm - 6" Stainless Steel	2
RT-074-02	Joseph Mucosa Hook 16.5 cm - 6 1/2" Width 2.0 mm Stainless Steel	2
RT-074-05	Joseph Mucosa Hook 16.5 cm - 6 1/2" Width 5.0 mm Stainless Steel	1
RT-074-07	Joseph Mucosa Hook 16.5 cm - 6 1/2" Width 7.0 mm Stainless Steel	2
PR-500-16	Farrell Cotton Applicator Round Spiral End End 16 cm - 6 1/4" Working End Ø 1.1 Stainless Steel	2
OT-211-14	Gruenwald (Lucae) Ear Forcep Bayonet Shaped 14.5 cm - 5 3/4" Stainless Steel	3
OR-504-19	FiberGrip Vickers Mallet With Interchangeable Nylon Discs 19 cm - 7 1/2" Head Ø 25.0 mm - Weight 300 Grams Stainless Steel	1
SS-041-14	Mayo Dissecting Scissor Curved 14.5 cm - 5 3/4" Stainless Steel	1
SS-201-14	Metzenbaum-Fino Delicate Dissecting Scissor Curved - Blunt/Blunt Slender Pettern 14.5 cm - 5 3/4" Stainless Steel	1
SS-141-18	Metzenbaum-Nelson Dissecting Scissor Curved - Blunt/Blunt 18 cm - 7" Stainless Steel	2
RH-023-01	Mod. Vienna Nasal Speculum Fig. 1 Blade Length 27 mm Stainless Steel	1
RH-023-02	Mod. Vienna Nasal Speculum Fig. 2 Blade Length 31 mm Stainless Steel	1
RH-789-16	Neivert Nasal Retractor 17 cm - 6 3/4" Stainless Steel	1
SL-010-03	Bard-Parker Scalpel Handle No. 3 Solid 12 cm - 4 3/4" Stainless Steel	1
SL-030-07	Scalpel Handle No. 7 Solid 16 cm - 6 1/4" Stainless Steel	1
RT-162-16	Senn-Miller Retractor Sharp 16 cm - 6 1/4" Blade Size 20 x 7 mm Stainless Steel	1

Major Nasal Set

Codes	Description	Quantity
RT-163-16	Senn-Miller Retractor Blunt 16 cm - 6 1/4" Blade Size 20 x 7 mm Stainless Steel	1
RH-664-04	Sheehan Osteotome 15 cm - 6" Blade Width 4.0 mm Stainless Steel	1
RH-664-08	Sheehan Osteotome 15 cm - 6" Blade Width 8.0 mm Stainless Steel	1
RH-664-10	Sheehan Osteotome 15 cm - 6" Blade Width 10.0 mm Stainless Steel	1
RH-664-12	Sheehan Osteotome 15 cm - 6" Blade Width 12.0 mm Stainless Steel	1
SS-456-11	Strabismus Scissor Straight 11.5 cm - 4 1/2" Stainless Steel	1
SS-457-11	Strabismus Scissor Curved 11.5 cm - 4 1/2" Stainless Steel	1
FR-078-17	Taylor Dressing Forcep Bayonet Shaped - With Dissector End 18.5 cm - 7 1/4" Stainless Steel	2
FR-962-12	UltraGripX TC Adson Dissecting Forcep 1 x 2 Teeth 12 cm - 4 3/4" Stainless Steel	2
SU-594-18	UltraGripX TC Crile-Wood Needle Holder 18 cm - 7" Stainless Steel	1
SU-586-13	UltraGripX TC Halsey Needle Holder 13 cm - 5" Stainless Steel	1
RH-101-15	Troeltsch Nasal Tampon Forcep 14.5 cm - 5 3/4" Stainless Steel	1
RT-579-21	Parker-Langebeck (US Army) Retractor Set 21.5 cm Stainless Steel	1
TR-251-27	Yankauer Suction Tube Complete Central Bore 2.0 mm 31 cm - 12 1/4" Stainless Steel	1
AF-269-18	Adson Haemostatic Forcep Curved 18.5 cm - 7 1/4" Stainless Steel	1

Minor Nasal Surgery Set

Codes	Description	Quantity
OR-504-19	FiberGrip Vickers Mallet With Interchangeable Nylon Discs 19 cm - 7 1/2" Head √ò 25.0 mm - Weight 300 Grams Stainless Steel	1
SL-010-03	Bard-Parker Scalpel Handle No. 3 Solid 12 cm - 4 3/4" Stainless Steel	1
SL-030-07	Scalpel Handle No. 7 Solid 16 cm - 6 1/4" Stainless Steel	1
RT-162-16	Senn-Miller Retractor Sharp 16 cm - 6 1/4" Blade Size 20 x 7 mm Stainless Steel	1
RT-163-16	Senn-Miller Retractor Blunt 16 cm - 6 1/4" Blade Size 20 x 7 mm Stainless Steel	1
SU-586-13	UltraGripX TC Halsey Needle Holder 13 cm - 5" Stainless Steel	1
RH-101-15	Troeltsch Nasal Tampon Forcep 14.5 cm - 5 3/4" Stainless Steel	1
RT-579-21	Parker-Langebeck (US Army) Retractor Set 21.5 cm Stainless Steel	1
TR-251-27	Yankauer Suction Tube Complete Central Bore 2.0 mm 31 cm - 12 1/4" Stainless Steel	1

Nasal Fracture Reduction Set

Codes	Description	Quantity
OT-213-16	Jansen Ear Forcep Bayonet Shaped 16 cm - 6 1/4" Stainless Steel	1
RH-839-21	Faulkner Antrum Curette 21 cm - 8 1/4" Stainless Steel	1
RH-023-01	Mod. Vienna Nasal Speculum Fig. 1 Blade Length 27 mm Stainless Steel	1
RH-807-23	Asch Septum Straightening Forcep 22.5 cm - 8 3/4" Stainless Steel	1
RH-804-02	Cottle-Walsham Septum Straightning Forcep Left 23 cm - 9" Stainless Steel	1
RH-804-03	Cottle-Walsham Septum Straightning Forcep Right 23 cm - 9" Stainless Steel	1
OM-607-19	Boise Nasal Fracture Elevator 19.5 cm - 7 3/4" Stainless Steel	1

Nasal Polypectomy Set

Codes	Description	Quantity
RH-011-20	Thudichum Nasal Specula Set of 4 Ref. RH-013-01 to RH-013-04 Stainless Steel	1
RH-101-15	Troeltsch Nasal Tampon Forcep 14.5 cm - 5 3/4" Stainless Steel	1
RH-091-26	Krause Polypus Snare 26 cm - 10 1/4" Shaft Ø 3.0 mm Stainless Steel	1
RH-097-12	Snare Wire Bundle with 12 Pieces 10.5 cm / 4" Ø 0.3 mm Stainless Steel	1
TR-111-15	Fergusson Suction Tube 15 Charr. 18 cm - 7" Ø 5.0 mm Stainless Steel	1

Basic Throat Surgery Set

Codes	Description	Quantity
AF-346-18	Birkett Haemostatic Forcep Straight 18.5 cm - 7 1/4" Stainless Steel	2
SF-350-25	Foerster Sponge Holding Forcep Straight 25 cm - 9 3/4" Stainless Steel	2
AF-315-01	Negus Haemostatic Forcep Fig. 1 19.5 cm - 7 3/4" Stainless Steel	2
OM-159-19	Bruenings Tongue Depressor 19 cm - 7 1/2" Blade Width 1 - Blade Width 2 19 mm - 15 mm Stainless Steel	1
RH-475-18	Freer Septum Elevator Double Ended - Sharp/Blunt 18.5 cm - 7 1/4" Blade Size 1 - Blade Size 2 5.0 mm - 5.0 mm Stainless Steel	1
TL-037-23	Henke Tonsil Elevator 22.5 cm - 8 3/4" Blade Width 10.5 mm - 5.0 mm Stainless Steel	1
OR-623-19	Kraemer Periosteal Raspatory / Elevator 19 cm - 7 1/2" Width 10 mm Stainless Steel	1
PR-015-14	Probe 14.5 cm - 5 3/4" Stainless Steel	1
PR-100-14	Butterfly Probe / Grooved Director 14 cm - 5 1/2" Stainless Steel	1
RT-716-13	Weitlaner-Wullstein Self Retaining Retractor 3 x 3 Sharp Prongs 13 cm - 5" Stainless Steel	1
RT-712-16	Weitlaner Self Retaining Retractor 3 x 4 Sharp Prongs 16 cm - 6 1/4" Stainless Steel	1
SS-341-21	Killian Bone Shear 21 cm - 8 1/4" Stainless Steel	1
TR-111-09	Fergusson Suction Tube 9 Charr. 18 cm - 7" √ò 3.0 mm Stainless Steel	1
TR-111-12	Fergusson Suction Tube 12 Charr. 18 cm - 7" √ò 4.0 mm Stainless Steel	1
TR-111-15	Fergusson Suction Tube 15 Charr. 18 cm - 7" √ò 5.0 mm Stainless Steel	1
TL-105-20	Blohmke Tonsil Grasping Forcep 1 x 2 Teeth 20 cm - 8" Stainless Steel	1
RH-241-02	Hartmann Nasal Cutting Forcep (Conchotome) Fig. 2 12 cm - 4 3/4" √ò 7.0 mm Stainless Steel	1
HW-300-50	Medicine Cup Capacity 50 cc Stainless Steel	1
TR-251-27	Yankauer Suction Tube Complete Central Bore 2.0 mm 31 cm - 12 1/4" Stainless Steel	12
RT-100-01	Wound Retractor 1 Sharp Prong 16.5 cm - 6 1/2" Stainless Steel	2
RT-100-02	Wound Retractor 2 Sharp Prongs - Small Curve 16.5 cm - 6 1/2" Width 4.2 mm Stainless Steel	2
RT-210-02	Volkmann Retractor 2 Sharp Prongs 22 cm - 8 3/4" Stainless Steel	2
RT-210-04	Volkmann Retractor 4 Sharp Prongs 22 cm - 8 3/4" Stainless Steel	2
RT-210-06	Volkmann Retractor 6 Sharp Prongs 22 cm - 8 3/4" Stainless Steel	2
RT-211-02	Volkmann Retractor 2 Blunt Prongs 22 cm - 8 3/4" Stainless Steel	2
RT-211-04	Volkmann Retractor 4 Blunt Prongs 22 cm - 8 3/4" Stainless Steel	2
RT-211-06	Volkmann Retractor 6 Blunt Prongs 22 cm - 8 3/4" Stainless Steel	1
RT-335-20	Shoenborn Retractor 20 cm - 8" Blade Size 13 x 6 mm Stainless Steel	1
RT-251-02	Langenbeck Retractor 22.5 cm - 8 3/4" Blade Size 30 x 14 mm Stainless Steel	1
RT-281-20	Kocher Retractor 23 cm - 9" Blade Size 61 x 20 mm Stainless Steel	1
FR-012-14	Slender Pattern Dressing Forcep 14.5 cm - 5 3/4" Stainless Steel	1
FR-016-14	Fine Pattern Dressing Forcep 14.5 cm - 5 3/4" Stainless Steel	1
FR-200-14	Standard Pattern Dissecting Forcep 1 x 2 Teeth 14.5 cm - 5 3/4" Stainless Steel	1
FR-214-14	Fine Pattern Dissecting Forcep 1 x 2 Teeth 14.5 cm - 5 3/4" Stainless Steel	1
FR-010-20	Standard Pattern Dressing Forcep 20 cm - 8" Stainless Steel	1
FR-200-20	Standard Pattern Dissecting Forcep 1 x 2 Teeth 20 cm - 8" Stainless Steel	1
FR-590-16	DeBakey Atrauma Forcep 16 cm - 6 1/4" Tip Size 1.5 mm Stainless Steel	1
AF-311-02	Schnidt Tonsil Haemostatic Forcep Gently Curved 19 cm - 7 1/2" Stainless Steel	2
SL-010-03	Bard-Parker Scalpel Handle No. 3 Solid 12 cm - 4 3/4" Stainless Steel	1
SL-010-04	Bard-Parker Scalpel Handle No. 4 Solid 13.5 cm - 5 3/8 " Stainless Steel	1
TR-705-10	Redon Guide Needle 10 Charr. - Lancet Tip 19.5 cm - 7 3/4" Tip Size 3.3 mm Stainless Steel	1
SU-875-20	Deschamps Ligature Needle Blunt for Right Hand Medium 20 cm - 8" Stainless Steel	1
SU-877-20	Deschamps Ligature Needle Blunt for Left Hand Medium 20 cm - 8" Stainless Steel	1
SU-586-13	UltraGripX TC Halsey Needle Holder 13 cm - 5" Stainless Steel	1
SU-594-15	UltraGripX TC Crile-Wood Needle Holder 15 cm - 6" Stainless Steel	1
SU-602-20	UltraGripX TC Hegar Needle Holder 20 cm - 8" Stainless Steel	1
OT-211-14	Gruenwald (Lucae) Ear Forcep Bayonet Shaped 14.5 cm - 5 3/4" Stainless Steel	2
FR-050-12	Adson Dressing Forcep 12 cm - 4 3/4" Stainless Steel	1
FR-250-12	Adson Dissecting Forcep 1 x 2 Teeth 12 cm - 4 3/4" Stainless Steel	1
FR-258-12	Adson-Brown Dissecting Forcep 7 x 7 Teeth 12 cm - 5" Stainless Steel	2
AF-161-12	Halsted-Mosquito Haemostatic Forcep Curved 12 cm - 4 3/4" Stainless Steel	20
AF-163-12	Halsted-Mosquito Haemostatic Forcep Curved - 1 x 2 Teeth 12 cm - 4 3/4" Stainless Steel	20
AF-773-11	Backhaus Towel Clamp 11.5 cm - 4 1/2" Stainless Steel	20
AF-220-14	Rochester-Pean Haemostatic Forcep Straight 14.5 cm - 5 3/4" Stainless Steel	12
AF-220-16	Rochester-Pean Haemostatic Forcep Straight 16.5 cm - 6 1/2" Stainless Steel	4
AF-230-14	Ochsner-Kocher Haemostatic Forcep Straight - 1 x 2 Teeth 14.5 cm - 5 3/4" Stainless Steel	12
SI-015-15	Allis Intestinal and Tissue Grasping Forcep 5 x 6 Teeth 15.5 cm - 6" Stainless Steel	2
GY-616-16	Braun Tenaculum Forcep 16 cm - 6 1/4" Stainless Steel	2
SS-251-15	Reynolds Dissecting Scissor Curved 15.5 cm - 6" Stainless Steel	1
SS-131-14	Metzenbaum Dissecting Scissor Curved - Blunt/Blunt 14.5 cm - 5 3/4" Stainless Steel	2
SS-141-18	Metzenbaum-Nelson Dissecting Scissor Curved - Blunt/Blunt 18 cm - 7" Stainless Steel	2
SS-931-14	UltraCut¬ô TC Metzenbaum-Lahey Dissecting Scissor - Slender Pattern Curved 14.5 cm - 5 3/4" Stainless Steel	1
SS-453-10	Stevens Tenotomy Scissor Curved - Blunt/Blunt 10 cm - 4" Stainless Steel	1
SS-105-15	Joseph Dissecting Scissor / Opreating Scissor Curved 15 cm - 6" Stainless Steel	2
SS-423-09	Very Delicate Operating Scissor Curved 9 cm - 3 1/2" Stainless Steel	1
SS-004-14	Operating Scissor Straight - Sharp/Blunt 14.5 cm - 5 3/4" Stainless Steel	1
SS-005-14	Operating Scissor Curved - Sharp/Blunt 14.5 cm - 5 3/4" Stainless Steel	1

Tonsillectomy & Adenoidectomy

Codes	Description	Quantity
SL-030-07	Scalpel Handle No. 7 Solid 16 cm - 6 1/4" Stainless Steel	1
SS-141-18	Metzenbaum-Nelson Dissecting Scissor Curved - Blunt/Blunt 18 cm - 7" Stainless Steel	1
AF-269-18	Adson Haemostatic Forcep Curved 18.5 cm - 7 1/4" Stainless Steel	1
AF-773-13	Backhaus Towel Clamp 13 cm - 5" Stainless Steel	2
SF-350-18	Foerster Sponge Holding Forcep Straight 18 cm - 7" Stainless Steel	2
TR-251-27	Yankauer Suction Tube Complete Central Bore 2.0 mm 31 cm - 12 1/4" Stainless Steel	1
SU-650-20	UltraGripX TC DeBakey Needle Holder 20 cm - 8" Stainless Steel	1
SI-012-15	Allis Intestinal and Tissue Grasping Forcep 4 x 5 Teeth 15.5 cm - 6" Stainless Steel	2
RH-851-01	Beckmann Adenoid Curette Fig. 1 22.5 cm - 8 3/4" Width 13.0 mm Stainless Steel	1
RH-851-02	Beckmann Adenoid Curette Fig. 2 22.5 cm - 8 3/4" Width 15.0 mm Stainless Steel	1
RH-851-03	Beckmann Adenoid Curette Fig. 3 22.5 cm - 8 3/4" Width 17.0 mm Stainless Steel	1
RH-851-04	Beckmann Adenoid Curette Fig. 4 22.5 cm - 8 3/4" Width 19.0 mm Stainless Steel	1
RH-851-05	Beckmann Adenoid Curette Fig. 5 22.5 cm - 8 3/4" Width 21.0 mm Stainless Steel	1
RH-851-06	Beckmann Adenoid Curette Fig. 6 22.5 cm - 8 3/4" Width 23.0 mm Stainless Steel	1
RH-853-01	Beckmann Adenoid Curette Angled Shaft - Fig. 1 22 cm - 8 3/4" Width 13.0 mm Stainless Steel	1
RH-853-02	Beckmann Adenoid Curette Angled Shaft - Fig. 2 22 cm - 8 3/4" Width 15.0 mm Stainless Steel	1
RH-853-03	Beckmann Adenoid Curette Angled Shaft - Fig. 3 22 cm - 8 3/4" Width 17.0 mm Stainless Steel	1
RH-853-04	Beckmann Adenoid Curette Angled Shaft - Fig. 4 22 cm - 8 3/4" Width 19.0 mm Stainless Steel	1
RH-853-05	Beckmann Adenoid Curette Angled Shaft - Fig. 5 22 cm - 8 3/4" Width 21.0 mm Stainless Steel	1
RH-853-06	Beckmann Adenoid Curette Angled Shaft - Fig. 6 22 cm - 8 3/4" Width 23.0 mm Stainless Steel	1
OM-080-00	McIvor Mouth Gag Complete With 3 Tongue Depressors Ref:- OM-083-01 to OM-083-03 Stainless Steel	1
OM-147-01	Wieder Tongue Depressor 14 cm - 5 1/2" Blade Width 36 mm Stainless Steel	1
OM-147-02	Wieder Tongue Depressor 15 cm - 6" Blade With 43 mm Stainless Steel	1
TL-011-21	Fischer Tonsil Knife / Dissector 21.5 cm - 8 1/2" Stainless Steel	1
TL-031-22	Hurd Tonsil Dissector / Retractor 22.5 cm - 8 3/4" Blade Width 11.0 mm - 14.0 mm Stainless Steel	1
TL-101-18	White Tonsil Grasping Forcep 18 cm - 7" Stainless Steel	1
AF-311-02	Schnidt Tonsil Haemostatic Forcep Gently Curved 19 cm - 7 1/2" Stainless Steel	1
TL-150-28	Eves Tonsil Snare Without Ratchet 28.5 cm - 11 1/4" Stainless Steel	1

Tympanoplasty And Stapedectomy Set

Codes	Description	Quantity
OT-731-03	Lempert Periosteal Elevator 17 cm - 6 3/4" Width 3 mm Stainless Steel	1
OT-415-15	Plester Sickle Knife 15 cm - 6" Stainless Steel	1
OT-417-15	Sexton Myringotomy Knife 15 cm - 6" Stainless Steel	1
OT-409-15	Plester Flap Knife 15 cm - 6" Stainless Steel	1
OT-675-04	Wagener Ear Hook Fig. 4 14 cm - 5 1/2" Stainless Steel	1
OT-505-03	Fisch Micro Dissector Angled to Right 15.5 cm - 6" Stainless Steel	1
OT-453-16	Barbara Micro Ear Pick 16 cm - 6 1/4" Stainless Steel	1
OT-701-16	Politzer Furuncle Knife 14.5 cm - 5 3/4" Stainless Steel	1
OT-463-10	Barbara Micro Ear Needle Angled 90° 16 cm - 6 1/4" Tip Size 1.0 mm Stainless Steel	1
OT-520-01	House Micro Ear Curette 14.5 cm - 5 3/4" Cup Size 1 / Cup Size 2 1.0 mm - 1.2 mm Stainless Steel	1
OT-520-02	House Micro Ear Curette 14.5 cm - 5 3/4" Cup Size 1 / Cup Size 2 1.5 mm - 1.8 mm Stainless Steel	1
PR-040-10	Stacke (Silver) Probe 10 cm - 4" Tip √ò 1 mm Stainless Steel	1
OT-311-08	Micro Alligator Forcep Straight - Cup Shaped 8 cm - 3" Cup Size - Jaw Size 1.0 x 0.9 mm - 4.0 mm Stainless Steel	1
OT-303-08	Micro Alligator Forcep Serrated-Straight 8 cm - 3" Jaw Size 4.0 x 0.6 mm Stainless Steel	1
OT-365-01	House-Dieter Malleus Nipper Up Cutting 8 cm - 3" Jaw Opening 1.3 mm Stainless Steel	1
OT-331-08	Bellucci Micro Scissor Straight - Very Fine 8 cm - 3" Blade Size 4.0 x 0.8 mm Stainless Steel	1
TR-101-06	Frazier Suction Tube 6 Charr. 19.5 cm - 7 3/4" Ø 2.0 mm Stainless Steel	1
TR-101-08	Frazier Suction Tube 8 Charr. 19.5 cm - 7 3/4" Ø 2.6 mm Stainless Steel	1
TR-101-09	Frazier Suction Tube 9 Charr. 19.5 cm - 7 3/4" Ø 3.0 mm Stainless Steel	1
TR-141-01	Wullstein Suction Handle 14 cm - 5 1/2" Stainless Steel	1
TR-185-05	Verhoeven Suction Cannula With Luer Cone 10 cm - 4" Diameter 0.5 mm Ø Stainless Steel	1
TR-185-07	Verhoeven Suction Cannula With Luer Cone 10 cm - 4" Diameter 0.7 mm Ø Stainless Steel	1
TR-185-10	Verhoeven Suction Cannula With Luer Cone 10 cm - 4" Diameter 1.0 mm Ø Stainless Steel	1
TR-185-12	Verhoeven Suction Cannula With Luer Cone 10 cm - 4" Diameter 1.2 mm Ø Stainless Steel	1
RT-732-13	Plester Self Retaining Retractor 2 x 2 Sharp Prongs 13 cm - 5" Stainless Steel	1
RT-735-01	Plester Self Retaining Retractor Left 10.5 cm - 4" Stainless Steel	1
RT-735-02	Plester Self Retaining Retractor Right 10.5 cm - 4" Stainless Steel	1
OT-421-04	Rosen Circular Cut Knife Fig. 4 15 cm - 6" √ò 2.0 mm Stainless Steel	1
OT-463-03	Barbara Micro Ear Needle Angled 90° 16 cm - 6 1/4" Tip Size 0.3 mm Stainless Steel	1
OT-463-10	Barbara Micro Ear Needle Angled 90° 16 cm - 6 1/4" Tip Size 1.0 mm Stainless Steel	1
OT-571-02	Buck Ear Curette Fig. 00 - Angled - Blunt 17 cm - 6 3/4" Ø 2.3 mm Stainless Steel	1
OT-571-11	Buck Ear Curette Fig. 1 - Angled - Blunt 17 cm - 6 3/4" Ø 3.0 mm Stainless Steel	1
OT-283-08	McGee Micro Alligator Forcep Serrated-Straight 8 cm - 3" Jaw Size 4.0 x 0.8 mm Stainless Steel	1
AF-160-12	Halsted-Mosquito Haemostatic Forcep Straight 12.5 cm - 5" Stainless Steel	1
TR-101-07	Frazier Suction Tube 7 Charr. 19.5 cm - 7 3/4" Ø 2.3 mm Stainless Steel	1
OT-421-03	Rosen Circular Cut Knife Fig. 3 15 cm - 6" Ø 2.6 mm Stainless Steel	1
OT-421-07	Rosen Circular Cut Knife Fig. 7 15 cm - 6" Ø 1.0 mm Stainless Steel	1

Tympanoplasty And Stapedectomy Set

Codes	Description	Quantity
OT-505-01	Fisch Micro Dissector Angled to Right 15.5 cm - 6" Stainless Steel	1
OT-505-02	Fisch Micro Dissector Angled to Left 15.5 cm - 6" Stainless Steel	1

Myringotomy Set

Codes	Description	Quantity
SS-440-11	Iris Scissor Straight 11.5 cm - 4 1/2" Stainless Steel	1
TR-151-10	Baron-Schuknecht Suction Tube With Finger Cutt Off Working Length 75 mm Ø 1.0 mm Stainless Steel	1
TR-151-15	Baron-Schuknecht Suction Tube With Finger Cutt Off Working Length 75 mm Ø 1.5 mm Stainless Steel	1
TR-151-20	Baron-Schuknecht Suction Tube With Finger Cutt Off Working Length 75 mm Ø 2.0 mm Stainless Steel	1
OT-223-12	Hartmann Ear Polypus Forcep Fine Model 12 cm - 4 3/4" Stainless Steel	1
OT-201-13	Troeltsch (Wilde) Ear Forcep 12.5 cm - 5" Stainless Steel	1
OT-704-16	Politzer Tympanum Needle 17.5 cm - 7" Stainless Steel	1
OT-570-10	Buck Ear Curette Fig. 0 - Straight - Blunt 17 cm - 6 3/4" Ø 2.6 mm Stainless Steel	1
OT-570-11	Buck Ear Curette Fig. 1 - Straight - Blunt 17 cm - 6 3/4" Ø 3.0 mm Stainless Steel	1
OT-572-10	Buck Ear Curette Fig. 0 - Straight - Sharp 17 cm - 6 3/4" Ø 2.6 mm Stainless Steel	1
OT-572-11	Buck Ear Curette Fig. 1 - Straight - Sharp 17 cm - 6 3/4" Ø 3.0 mm Stainless Steel	1
OT-010-01	Hartmann Ear Specula Set of 3 Ref:- OT-012-00 to OT-012-02 Stainless Steel	1
PR-500-16	Farrell Cotton Applicator Round Spiral End End 16 cm - 6 1/4" Working End Ø 1.1 Stainless Steel	1
PR-520-16	Farrell Cotton Applicator Triangular Shaped End 16 cm - 6 1/4" Working End Ø 1.1 mm Stainless Steel	1

Middle Ear Set

Codes	Description	Quantity
TR-151-10	Baron-Schuknecht Suction Tube With Finger Cutt Off Working Length 75 mm - √ò 1.0 mm Stainless Steel	1
TR-151-15	Baron-Schuknecht Suction Tube With Finger Cutt Off Working Length 75 mm - √ò 1.5 mm Stainless Steel	1
TR-151-20	Baron-Schuknecht Suction Tube With Finger Cutt Off Working Length 75 mm - √ò 2.0 mm Stainless Steel	1
SL-010-03	Bard-Parker Scalpel Handle No. 3 Solid 12 cm - 4 3/4" Stainless Steel	2
SS-041-17	Mayo Dissecting Scissor Curved 17 cm - 6 3/4" Stainless Steel	1
SS-456-11	Strabismus Scissor Straight 11.5 cm - 4 1/2" Stainless Steel	1
SS-457-11	Strabismus Scissor Curved 11.5 cm - 4 1/2" Stainless Steel	1
SS-551-12	Universal Wire Cutting Scissor Angled - One Toothed Cutting Edge 12 cm - 4 3/4" Stainless Steel	1
SS-921-14	UltraCut TC Metzenbaum-Fine Dissecting Scissor - Slender Pattern Curved 14.5 cm - 5 3/4" Stainless Steel	1
SS-923-18	UltraCut TC Metzenbaum-Fine Dissecting Scissor - Slender Pattern Curved 18 cm - 7" Stainless Steel	1
FR-250-12	Adson Dissecting Forcep 1 x 2 Teeth 12 cm - 4 3/4" Stainless Steel	1
AF-160-12	Halsted-Mosquito Haemostatic Forcep Straight 12.5 cm - 5" Stainless Steel	6
AF-200-14	Kelly Haemostatic Forcep Straight 14.5 cm - 5 3/4" Stainless Steel	2
AF-773-08	Backhaus Towel Clamp 9 cm - 3 1/2" Stainless Steel	8
RT-162-16	Senn-Miller Retractor Sharp 16 cm - 6 1/4" Blade Size 20 x 7 mm Stainless Steel	1
RT-251-01	Langenbeck Retractor 22.5 cm - 8 3/4" Blade Size 30 x 11 mm Stainless Steel	1
RT-251-02	Langenbeck Retractor 22.5 cm - 8 3/4" Blade Size 30 x 14 mm Stainless Steel	1
RT-677-10	Jansen Self Retaining Retractor 3 x 3 Blunt Prongs - With Adjustment Screw 10 cm - 4" Stainless Steel	1
TR-101-08	Frazier Suction Tube 8 Charr. 19.5 cm - 7 3/4" √ò 2.6 mm Stainless Steel	1
TR-101-10	Frazier Suction Tube 10 Charr. 19.5 cm - 7 3/4" √ò 3.3 mm Stainless Steel	1
SU-588-12	UltraGripX¬ô TC Webster Needle Holder Smooth Jaw 13 cm - 5" Stainless Steel	1
SU-586-13	UltraGripX TC Halsey Needle Holder 13 cm - 5" Stainless Steel	1
SI-012-15	Allis Intestinal and Tissue Grasping Forcep 4 x 5 Teeth 15.5 cm - 6" Stainless Steel	1
FR-772-01	Graefe Fixation Forcep Without Lock 11 cm - 4 1/4" Stainless Steel	1
OT-291-08	Mini-McGee Micro Alligator Forcep Smooth-Straight 8 cm - 3" Jaw Size 3.5 x 0.6 mm Stainless Steel	1
OT-293-08	Mini-McGee Micro Alligator Forcep Serrated-Straight 8 cm - 3" Jaw Size 3.5 x 0.6 mm Stainless Steel	1
OT-305-08	Micro Alligator Forcep Serrated-Bent Upwards 8 cm - 3" Jaw Size 4.0 x 0.6 mm Stainless Steel	1
OT-337-08	Bellucci Micro Scissor Left - Very Fine 8 cm - 3" Blade Size 4.0 x 0.8 mm Stainless Steel	1
OT-335-08	Bellucci Micro Scissor Right - Very Fine 8 cm - 3" Blade Size 4.0 x 0.8 mm Stainless Steel	1
OT-331-08	Bellucci Micro Scissor Straight - Very Fine 8 cm - 3" Blade Size 4.0 x 0.8 mm Stainless Steel	1
OT-365-01	House-Dieter Malleus Nipper Up Cutting 8 cm - 3" Jaw Opening 1.3 mm Stainless Steel	1
OT-405-15	Wullstein Sickle Knife 15.5 cm - 6" Stainless Steel	1
OT-421-04	Rosen Circular Cut Knife Fig. 4 15 cm - 6" √ò 2.0 mm Stainless Steel	1
OT-450-16	Barbara Micro Ear Needle Straight 16 cm - 6 1/4" Stainless Steel	1
OT-455-16	Rosen Micro Ear Pick 16 cm - 6 1/4" Stainless Steel	1
OT-520-01	House Micro Ear Curette 14.5 cm - 5 3/4" Cup Size 1 / Cup Size 2 1.0 mm - 1.2 mm Stainless Steel	1
OT-520-02	House Micro Ear Curette 14.5 cm - 5 3/4" Cup Size 1 / Cup Size 2 1.5 mm - 1.8 mm Stainless Steel	1
OT-520-03	House Micro Ear Curette 14.5 cm - 5 3/4" Cup Size 1 / Cup Size 2 1.0 mm - 1.2 mm Stainless Steel	1
OT-520-04	House Micro Ear Curette 14.5 cm - 5 3/4" Cup Size 1 / Cup Size 2 1.5 mm - 1.8 mm Stainless Steel	1
OT-052-01	Farrior Ear Speculum Fig. 1 - Black 3.6 cm / 1 1/2" √ò 5.5 mm Stainless Steel	1
OT-052-03	Farrior Ear Speculum Fig. 3 - Black 3.6 cm / 1 1/2" √ò 7.5 mm Stainless Steel	1
OT-052-05	Farrior Ear Speculum Fig. 5 - Black 3.6 cm / 1 1/2" √ò 9.5 mm Stainless Steel	1
OT-052-07	Farrior Ear Speculum Fig. 7 - Black 3.6 cm / 1 1/2" √ò 11.5 mm Stainless Steel	1

Middle Ear Set

Codes	Description	Quantity
OT-211-14	Gruenwald (Lucae) Ear Forcep Bayonet Shaped 14.5 cm - 5 3/4" Stainless Steel	1
OT-573-02	Buck Ear Curette Fig. 00 - Angled - Sharp 17 cm - 6 3/4" Ø 2.3 mm Stainless Steel	1
OT-573-11	Buck Ear Curette Fig. 1 - Angled - Sharp 17 cm - 6 3/4" Ø 3.0 mm Stainless Steel	1
OT-660-01	Billeau Ear Loop 16 cm - 6 1/4" Working End 2.0 mm Stainless Steel	1
OT-660-02	Billeau Ear Loop 16 cm - 6 1/4" Working End 3.0 mm Stainless Steel	1
OT-660-03	Billeau Ear Loop 16 cm - 6 1/4" Working End 4.0 mm Stainless Steel	1
RH-475-18	Freer Septum Elevator Double Ended - Sharp/Blunt 18.5 cm - 7 1/4" Blade Size 1 - Blade Size 2 5.0 mm - 5.0 mm Stainless Steel	1
RT-034-15	Joseph Mucus Hook Sharp 15.5 cm - 6" Stainless Steel	2
RT-074-07	Joseph Mucosa Hook 16.5 cm - 6 1/2" Width 7.0 mm Stainless Steel	1

Mastoid Surgery Set

Codes	Description	Quantity
SF-350-18	Foerster Sponge Holding Forcep Straight 18 cm - 7" Stainless Steel	2
AF-773-08	Backhaus Towel Clamp 9 cm - 3 1/2" Stainless Steel	4
SL-030-07	Scalpel Handle No. 7 Solid 16 cm - 6 1/4" Stainless Steel	2
FR-270-15	Gillies Dissecting Forcep 1 x 2 Teeth 15.5 cm - 6" Stainless Steel	2
FR-060-15	McIndoe Dressing Forcep 15 cm - 6" Stainless Steel	2
SS-041-14	Mayo Dissecting Scissor Curved 14.5 cm - 5 3/4" Stainless Steel	1
SS-440-11	Iris Scissor Straight 11.5 cm - 4 1/2" Stainless Steel	1
SS-430-10	Iris Scissor Straight 10 cm - 4" Stainless Steel	1
AF-183-14	Providence-Hospital Haemostatic Forcep Curved 14 cm - 5 1/2" Stainless Steel	6
SU-026-13	Halsey Needle Holder Serrated Jaws 13.5 cm - 5 1/4" Stainless Steel	2
OR-309-04	Partsch Bone Gouge 13.5 cm - 5 1/4" Blade Width 4 mm Stainless Steel	1
OR-309-05	Partsch Bone Gouge 13.5 cm - 5 1/4" Blade Width 5 mm Stainless Steel	1
OR-309-08	Partsch Bone Gouge 13.5 cm - 5 1/4" Blade Width 8 mm Stainless Steel	1
OR-302-10	Bone Gouge 13.5 cm - 5 1/4" Blade Width 10 mm Stainless Steel	1
OR-302-12	Bone Gouge 13.5 cm - 5 1/4" Blade Width 12 mm Stainless Steel	1
OT-201-13	Troeltsch (Wilde) Ear Forcep 12.5 cm - 5" Stainless Steel	1
OT-225-14	Hartmann Ear Polypus Forcep Regular Model 14 cm - 5 1/2" Stainless Steel	1
OT-251-08	Hartmann-Wullstein Alligator Forcep 8.5 cm - 3 1/4" Stainless Steel	1
RH-013-06	Thudichum Nasal Speculum Fig. 6 22 mm Stainless Steel	1
OR-476-16	Williger Bone Mallet 16.5 cm - 6 1/2" Head √ò 20.0 mm - Weight 140 Grams Stainless Steel	1
RT-012-01	Gillies Skin Hook Fig. 1 18 cm - 7" Stainless Steel	1
OR-563-16	Jansen Bone Curette 16 cm - 6 1/4" Stainless Steel	1
RT-735-01	Plester Self Retaining Retractor Left 10.5 cm - 4" Stainless Steel	1
RT-735-02	Plester Self Retaining Retractor Right 10.5 cm - 4" Stainless Steel	1
RH-547-21	Howarth Periosteal Elevator 21.5 cm - 8 1/2" Stainless Steel	1
RT-210-04	Volkmann Retractor 4 Sharp Prongs 22 cm - 8 3/4" Stainless Steel	2
SI-015-15	Allis Intestinal and Tissue Grasping Forcep 5 x 6 Teeth 15.5 cm - 6" Stainless Steel	2
FR-200-14	Standard Pattern Dissecting Forcep 1 x 2 Teeth 14.5 cm - 5 3/4" Stainless Steel	1
SS-004-14	Operating Scissor Straight - Sharp/Blunt 14.5 cm - 5 3/4" Stainless Steel	1
OR-558-01	Williger Bone Curette Double Ended - Oval/Oval - Fig. 0/Fig. 1 13.5 cm - 5 1/4" Stainless Steel	1
RT-732-13	Plester Self Retaining Retractor 2 x 2 Sharp Prongs 13 cm - 5" Stainless Steel	1
RH-475-18	Freer Septum Elevator Double Ended - Sharp/Blunt 18.5 cm - 7 1/4" Blade Size 1 - Blade Size 2 5.0 mm - 5.0 mm Stainless Steel	1
TR-101-10	Frazier Suction Tube 10 Charr. 19.5 cm - 7 3/4" √ò 3.3 mm Stainless Steel	1
TR-701-08	Redon Guide Needle 8 Charr. - Knife Tip 19.5 cm - 7 3/4" Tip Size 2.7 mm Stainless Steel	1
SU-060-14	Mayo-Hegar Needle Holder 14.5 cm - 5 3/4" Stainless Steel	1
SS-004-11	Operating Scissor Straight - Sharp/Blunt 12 cm - 4 3/4" Stainless Steel	1

Ear Microsurgery Set

Codes	Description	Quantity
RH-033-01	Hartmann-Halle Nasal Speculum Fig. 1 15.5 cm - 6" Blade Length 27 mm Stainless Steel	1
RH-451-05	McKenty Septum Elevator 15 cm - 6" Blade Size 5.0 mm Stainless Steel	1
OT-731-03	Lempert Periosteal Elevator 17 cm - 6 3/4" Width 3 mm Stainless Steel	1
FR-010-11	Standard Pattern Dressing Forcep 11.5 cm - 4 1/2" Stainless Steel	1
FR-012-14	Slender Pattern Dressing Forcep 14.5 cm - 5 3/4" Stainless Steel	1
SS-005-11	Operating Scissor Curved - Sharp/Blunt 12 cm - 4 3/4" Stainless Steel	1
RT-732-13	Plester Self Retaining Retractor 2 x 2 Sharp Prongs 13 cm - 5" Stainless Steel	1
RT-735-01	Plester Self Retaining Retractor Left 10.5 cm - 4" Stainless Steel	1
RT-735-02	Plester Self Retaining Retractor Right 10.5 cm - 4" Stainless Steel	1
RT-140-04	Wound Retractor 4 Sharp Prongs - Large Curve 16.5 cm - 6 1/2" Width 14.0 mm Stainless Steel	1
SL-010-03	Bard-Parker Scalpel Handle No. 3 Solid 12 cm - 4 3/4" Stainless Steel	2
SS-005-14	Operating Scissor Curved - Sharp/Blunt 14.5 cm - 5 3/4" Stainless Steel	1
AF-220-14	Rochester-Pean Haemostatic Forcep Straight 14.5 cm - 5 3/4" Stainless Steel	1
SU-586-13	UltraGripX TC Halsey Needle Holder 13 cm - 5" Stainless Steel	1
AF-160-12	Halsted-Mosquito Haemostatic Forcep Straight 12.5 cm - 5" Stainless Steel	1

Ear Microsurgery Set

Codes	Description	Quantity
AF-161-12	Halsted-Mosquito Haemostatic Forcep Curved 12 cm - 4 3/4" Stainless Steel	2
AF-773-11	Backhaus Towel Clamp 11.5 cm - 4 1/2" Stainless Steel	6
SS-551-12	Universal Wire Cutting Scissor Angled - One Toothed Cutting Edge 12 cm - 4 3/4" Stainless Steel	1
OT-012-02	Hartmann Ear Speculum Fig. 2 3.6 cm / 1 1/2" √ò 5.0 mm Stainless Steel	1
OT-012-03	Hartmann Ear Speculum Fig. 3 3.6 cm / 1 1/2" √ò 6.0 mm Stainless Steel	1
OT-012-04	Hartmann Ear Speculum Fig. 4 3.6 cm / 1 1/2" √ò 7.0 mm Stainless Steel	1
OT-223-12	Hartmann Ear Polypus Forcep Fine Model 12 cm - 4 3/4" Stainless Steel	1
OT-255-08	Hartmann Alligator Forcep 8.5 cm - 3 1/4" Stainless Steel	1
OT-251-08	Hartmann-Wullstein Alligator Forcep 8.5 cm - 3 1/4" Stainless Steel	1
OT-253-08	Hartmann-Wullstein Alligator Forcep Cup Shaped 8.5 cm - 3 1/4" √ò 1.0 mm Stainless Steel	1
OT-261-20	Hartmann Alligator Forcep Cup Shaped 8.5 cm - 3 1/4" √ò 2.0 mm Stainless Steel	1
OT-331-08	Bellucci Micro Scissor Straight - Very Fine 8 cm - 3" Blade Size 4.0 x 0.8 mm Stainless Steel	1
OT-365-01	House-Dieter Malleus Nipper Up Cutting 8 cm - 3" Jaw Opening 1.3 mm Stainless Steel	1
OT-361-01	McGee Wire Bending Forcep Bent Downwards 8 cm - 3" Jaw Size 3.5 x 0.8 mm Stainless Steel	1
TR-185-07	Verhoeven Suction Cannula With Luer Cone 10 cm - 4" Diameter 0.7 mm √ò Stainless Steel	4
TR-185-10	Verhoeven Suction Cannula With Luer Cone 10 cm - 4" Diameter 1.0 mm √ò Stainless Steel	4
TR-185-12	Verhoeven Suction Cannula With Luer Cone 10 cm - 4" Diameter 1.2 mm √ò Stainless Steel	4
TR-185-15	Verhoeven Suction Cannula With Luer Cone 10 cm - 4" √ò 1.5 mm Stainless Steel	4
TR-180-00	House Suction Adapter With Finger Cutt Off Stainless Steel	1
TR-101-06	Frazier Suction Tube 6 Charr. 19.5 cm - 7 3/4" √ò 2.0 mm Stainless Steel	1
TR-101-07	Frazier Suction Tube 7 Charr. 19.5 cm - 7 3/4" √ò 2.3 mm Stainless Steel	1
TR-101-09	Frazier Suction Tube 9 Charr. 19.5 cm - 7 3/4" √ò 3.0 mm Stainless Steel	1
OT-673-03	Lucae Ear Hook Large 14 cm - 5 1/2" Stainless Steel	1
OT-572-02	Buck Ear Curette Fig. 00 - Straight - Sharp 17 cm - 6 3/4" √ò 2.3 mm Stainless Steel	1
OT-572-10	Buck Ear Curette Fig. 0 - Straight - Sharp 17 cm - 6 3/4" √ò 2.6 mm Stainless Steel	1
OT-473-10	McGee Micro Ear Needle For Footplate 15.5 cm - 6" Tip Size 1.0 mm Stainless Steel	1
OT-520-01	House Micro Ear Curette 14.5 cm - 5 3/4" Cup Size 1 / Cup Size 2 1.0 mm - 1.2 mm Stainless Steel	1
OT-509-05	Rosen Micro Dissector 15.5 cm - 6" Stainless Steel	1
OT-461-06	Barbara Micro Ear Needle Angled 45° 16 cm - 6 1/4" Tip Size 0.6 mm Stainless Steel	1
OT-405-15	Wullstein Sickle Knife 15.5 cm - 6" Stainless Steel	1
OT-459-03	Barbara Micro Ear Needle Angled 25° 16 cm - 6 1/4" Tip Size 0.3 mm Stainless Steel	1
OT-459-06	Barbara Micro Ear Needle Angled 25° 16 cm - 6 1/4" Tip Size 0.6 mm Stainless Steel	1
OT-535-18	Zoellner Application Instrument Stainless Steel	1
OT-461-10	Barbara Micro Ear Needle Angled 45° 16 cm - 6 1/4" Tip Size 1.0 mm Stainless Steel	1
OT-409-15	Plester Flap Knife 15 cm - 6" Stainless Steel	1
OT-421-04	Rosen Circular Cut Knife Fig. 4 15 cm - 6" √ò 2.0 mm Stainless Steel	1
OT-415-15	Plester Sickle Knife 15 cm - 6" Stainless Steel	1
OT-453-16	Barbara Micro Ear Pick 16 cm - 6 1/4" Stainless Steel	1
OT-463-03	Barbara Micro Ear Needle Angled 90° 16 cm - 6 1/4" Tip Size 0.3 mm Stainless Steel	1
OT-463-06	Barbara Micro Ear Needle Angled 90° 16 cm - 6 1/4" Tip Size 0.6 mm Stainless Steel	1
OT-463-10	Barbara Micro Ear Needle Angled 90° 16 cm - 6 1/4" Tip Size 1.0 mm Stainless Steel	1

Ear Foreign Body Removal Set

Codes	Description	Quantity
OT-211-14	Gruenwald (Lucae) Ear Forcep Bayonet Shaped 14.5 cm - 5 3/4" Stainless Steel	1
OT-237-10	Quire Foreign Body Lever Forcep 10.5 cm / 4" Stainless Steel	1
OT-255-08	Hartmann Alligator Forcep 8.5 cm - 3 1/4" Stainless Steel	1
RT-012-02	Gillies Skin Hook Fig. 2 18 cm - 7" Stainless Steel	1
OT-660-01	Billeau Ear Loop 16 cm - 6 1/4" Working End 2.0 mm Stainless Steel	1
OT-660-02	Billeau Ear Loop 16 cm - 6 1/4" Working End 3.0 mm Stainless Steel	1
OT-010-03	Hartmann Ear Specula Set of 4 Ref:- OT-012-01 to OT-012-04 Stainless Steel	1

Ear Polyp Set

Codes	Description	Quantity
OT-223-12	Hartmann Ear Polypus Forcep Fine Model 12 cm - 4 3/4" Stainless Steel	1
OT-161-18	Krause Polypus Snare Open Tip 18.5 cm - 7 1/4" Stainless Steel	1
OT-170-30	Snare Wire 100 cm - 39 1/2" Diameter 0.3 mm Stainless Steel	1
TR-111-05	Fergusson Suction Tube 5 Charr. 18 cm - 7" √ò 1.7 mm Stainless Steel	1
OT-201-11	Troeltsch (Wilde) Ear Forcep 11 cm / 4 3/8" Stainless Steel	1

OTO-RHINO-Laryngological Surgery Set

Codes	Description	Quantity
SI-012-15	Allis Intestinal and Tissue Grasping Forcep 4 x 5 Teeth 15.5 cm - 6" Stainless Steel	1
TR-151-15	Baron-Schuknecht Suction Tube With Finger Cutt Off Working Length 75 mm - Ø 1.5 mm Stainless Steel	1
TR-151-20	Baron-Schuknecht Suction Tube With Finger Cutt Off Working Length 75 mm - Ø 2.0 mm Stainless Steel	1
OT-660-01	Billeau Ear Loop 16 cm - 6 1/4" Working End 2.0 mm Stainless Steel	1
OT-660-02	Billeau Ear Loop 16 cm - 6 1/4" Working End 3.0 mm Stainless Steel	1
OT-660-03	Billeau Ear Loop 16 cm - 6 1/4" Working End 4.0 mm Stainless Steel	1
OT-570-10	Buck Ear Curette Fig. 0 - Straight - Blunt 17 cm - 6 3/4" Ø 2.6 mm Stainless Steel	1
OT-570-11	Buck Ear Curette Fig. 1 - Straight - Blunt 17 cm - 6 3/4" Ø 3.0 mm Stainless Steel	1
OT-570-12	Buck Ear Curette Fig. 2 - Straight - Blunt 17 cm - 6 3/4" Ø 3.7 mm Stainless Steel	1
OT-572-10	Buck Ear Curette Fig. 0 - Straight - Sharp 17 cm - 6 3/4" Ø 2.6 mm Stainless Steel	1
OT-572-11	Buck Ear Curette Fig. 1 - Straight - Sharp 17 cm - 6 3/4" Ø 3.0 mm Stainless Steel	1
OT-572-12	Buck Ear Curette Fig. 2 - Straight - Sharp 17 cm - 6 3/4" Ø 3.7 mm Stainless Steel	1
OT-677-01	Day Ear Hook Long 17 cm - 6 3/4" Stainless Steel	1
OT-677-02	Day Ear Hook Short 17 cm - 6 3/4" Stainless Steel	1
OT-255-14	Hartmann Alligator Forcep 14 cm - 5 1/2" Stainless Steel	1
OT-261-25	Hartmann Alligator Forcep Cup Shaped 8.5 cm - 3 1/4" Ø 2.5 mm Stainless Steel	1
SS-440-11	Iris Scissor Straight 11.5 cm - 4 1/2" Stainless Steel	1
SS-441-11	Iris Scissor Curved 11.5 cm - 4 1/2" Stainless Steel	1
OT-211-14	Gruenwald (Lucae) Ear Forcep Bayonet Shaped 14.5 cm - 5 3/4" Stainless Steel	1
OT-283-08	McGee Micro Alligator Forcep Serrated-Straight 8 cm - 3" Jaw Size 4.0 x 0.8 mm Stainless Steel	1
OT-293-08	Mini-McGee Micro Alligator Forcep Serrated-Straight 8 cm - 3" Jaw Size 3.5 x 0.6 mm Stainless Steel	1
OT-311-08	Micro Alligator Forcep Straight - Cup Shaped 8 cm - 3" Cup Size - Jaw Size 1.0 x 0.9 mm - 4.0 mm Stainless Steel	1
OT-255-08	Hartmann Alligator Forcep 8.5 cm - 3 1/4" Stainless Steel	1
OT-555-01	Shapleigh Ear Curette Fig. 1 15 cm - 6" Stainless Steel	1
OT-555-02	Shapleigh Ear Curette Fig. 2 15 cm - 6" Stainless Steel	1
SS-456-11	Strabismus Scissor Straight 11.5 cm - 4 1/2" Stainless Steel	1
SS-457-11	Strabismus Scissor Curved 11.5 cm - 4 1/2" Stainless Steel	1
RH-023-01	Mod. Vienna Nasal Speculum Fig. 1 Blade Length 27 mm Stainless Steel	1
RH-023-02	Mod. Vienna Nasal Speculum Fig. 2 Blade Length 31 mm Stainless Steel	1
RH-023-03	Mod. Vienna Nasal Speculum Fig. 3 Blade Length 35 mm Stainless Steel	1
OT-201-11	Troeltsch (Wilde) Ear Forcep 11 cm / 4 3/8" Stainless Steel	1
OT-225-14	Hartmann Ear Polypus Forcep Regular Model 14 cm - 5 1/2" Stainless Steel	1
OT-229-16	Tilley Ear Polypus Forcep 16 cm - 6 1/4" Stainless Steel	1
OT-800-00	Ear Syringe Complete With Protection Disk and 2 Tips Capacity 50 ml Stainless Steel	1
OT-751-02	Citelli Mastoid Rongeur 17 cm - 6 3/4" Bite Size 2 mm Stainless Steel	1
RH-804-01	Cottle-Walsham Septum Straightning Forcep Straight 23 cm - 9" Stainless Steel	1
AF-773-08	Backhaus Towel Clamp 9 cm - 3 1/2" Stainless Steel	6
SL-010-03	Bard-Parker Scalpel Handle No. 3 Solid 12 cm - 4 3/4" Stainless Steel	2
RT-251-01	Langenbeck Retractor 22.5 cm - 8 3/4" Blade Size 30 x 11 mm Stainless Steel	2
RT-220-01	Kocher Retractor 1 Sharp Prong 22 cm - 8 3/4" Stainless Steel	2
RT-210-04	Volkmann Retractor 4 Sharp Prongs 22 cm - 8 3/4" Stainless Steel	2
TM-181-21	Schoenborn Tracheal Retractor 21 cm - 8 1/4" Stainless Steel	1
AF-161-12	Halsted-Mosquito Haemostatic Forcep Curved 12 cm - 4 3/4" Stainless Steel	12
AF-220-24	Rochester-Pean Haemostatic Forcep Straight 24.5 cm - 9 3/4" Stainless Steel	4
AF-161-12	Halsted-Mosquito Haemostatic Forcep Curved 12 cm - 4 3/4" Stainless Steel	6
FR-012-14	Slender Pattern Dressing Forcep 14.5 cm - 5 3/4" Stainless Steel	1
FR-210-14	Slender Pattern Dissecting Forcep 1 x 2 Teeth 14.5 cm - 5 3/4" Stainless Steel	1
SS-005-14	Operating Scissor Curved - Sharp/Blunt 14.5 cm - 5 3/4" Stainless Steel	1
SS-105-15	Joseph Dissecting Scissor / Opreating Scissor Curved 15 cm - 6" Stainless Steel	1
SS-131-14	Metzenbaum Dissecting Scissor Curved - Blunt/Blunt 14.5 cm - 5 3/4" Stainless Steel	1
SS-041-17	Mayo Dissecting Scissor Curved 17 cm - 6 3/4" Stainless Steel	1
RH-475-18	Freer Septum Elevator Double Ended - Sharp/Blunt 18.5 cm - 7 1/4" Blade Size 1 - Blade Size 2 5.0 mm - 5.0 mm Stainless Steel	1
OR-949-18	Beyer Bone Rongeur Compound Action 18 cm - 7" Stainless Steel	1
SS-341-21	Killian Bone Shear 21 cm - 8 1/4" Stainless Steel	1
TM-252-20	Lahey Goitre Grasping Forcep 3 x 3 Teeth 20 cm - 8" Stainless Steel	1
SU-855-20	Kocher Ligature Needle 20.5 cm - 8" Stainless Steel	2
SU-877-20	Deschamps Ligature Needle Blunt for Left Hand Medium 20 cm - 8" Stainless Steel	2
TR-251-27	Yankauer Suction Tube Complete Central Bore 2.0 mm 31 cm - 12 1/4" Stainless Steel	1
SU-050-15	Crile-Wood Needle Holder 15 cm - 6" Stainless Steel	1
TM-321-06	Chevalier-Jackson Tracheal Tube Fig. 2 55 mm Ø 6.0 mm Stainless Steel	1
TM-321-08	Chevalier-Jackson Tracheal Tube Fig. 4 65 mm Ø 8.0 mm Stainless Steel	1
TM-321-10	Chevalier-Jackson Tracheal Tube Fig. 6 75 mm Ø 10.0 mm Stainless Steel	1
RT-101-01	Wound Retractor 1 Blunt Prong 16.5 cm - 6 1/2" Stainless Steel	2
TR-701-12	Redon Guide Needle 12 Charr. - Knife Tip 19.5 cm - 7 3/4" Tip Size 4.0 mm Stainless Steel	1
SF-350-20	Foerster Sponge Holding Forcep Straight 20.5 cm - 8" Stainless Steel	4
SI-015-19	Allis Intestinal and Tissue Grasping Forcep 5 x 6 Teeth 19 cm - 7 1/2" Stainless Steel	2
RT-172-18	Cushing Retractor / Saddle Hook 20.5 cm - 8" Blade Size 18 mm Stainless Steel	2
RT-561-00	Roux Retractor Set of Fig. 1, Fig. 2 and Fig. 3 Stainless Steel	1
RT-301-01	Zenker Retractor 25 cm - 9 3/4" Blade Size 35 x 8 mm Stainless Steel	1
RT-301-02	Zenker Retractor 26.5 cm - 10 1/2" Blade Size 60 x 12 mm Stainless Steel	1
AF-421-02	Overholt-Geissendorfer Dissecting and Ligature Forcep Fig. 2 20 cm - 8" Stainless Steel	1

OTO-RHINO-Laryngological Surgery Set

Codes	Description	Quantity
AF-421-03	Overholt-Geissendorfer Dissecting and Ligature Forcep Fig. 3 21.5 cm - 8 1/2" Stainless Steel	1
AF-421-04	Overholt-Geissendorfer Dissecting and Ligature Forcep Fig. 4 22 cm - 8 3/4" Stainless Steel	1
AF-421-07	Overholt-Geissendorfer Dissecting and Ligature Forcep Fig. 7 22 cm - 8 3/4" Stainless Steel	1
AF-269-18	Adson Haemostatic Forcep Curved 18.5 cm - 7 1/4" Stainless Steel	1
AF-471-18	Gemini Dissecting and Ligature Forcep Curved 18 cm - 7" Stainless Steel	1
AF-471-23	Gemini Dissecting and Ligature Forcep Curved 23 cm - 9" Stainless Steel	1
SS-004-16	Operating Scissor Straight - Sharp/Blunt 16.5 cm - 6 1/2" Stainless Steel	1
SS-002-18	Operating Scissor Straight - Blunt/Blunt 18.5 cm - 7 1/4" Stainless Steel	1
SS-457-11	Strabismus Scissor Curved 11.5 cm - 4 1/2" Stainless Steel	1
SU-060-18	Mayo-Hegar Needle Holder 18.5 cm - 7 1/4" Stainless Steel	2
FR-050-12	Adson Dressing Forcep 12 cm - 4 3/4" Stainless Steel	1
FR-250-12	Adson Dissecting Forcep 1 x 2 Teeth 12 cm - 4 3/4" Stainless Steel	1
SI-015-15	Allis Intestinal and Tissue Grasping Forcep 5 x 6 Teeth 15.5 cm - 6" Stainless Steel	2
AF-773-08	Backhaus Towel Clamp 9 cm - 3 1/2" Stainless Steel	4
AF-211-14	Crile Haemostatic Forcep Curved 14 cm - 5 1/2" Stainless Steel	4
SF-351-18	Foerster Sponge Holding Forcep Curved 17.5 cm - 7" Stainless Steel	1
AF-160-12	Halsted-Mosquito Haemostatic Forcep Straight 12.5 cm - 5" Stainless Steel	3
AF-161-12	Halsted-Mosquito Haemostatic Forcep Curved 12 cm - 4 3/4" Stainless Steel	3
RT-040-02	Cushing Nerve Hook Blunt - Fig.2 19.5 cm - 7 3/4" Stainless Steel	2
TM-151-14	Laborde Tracheal Dilator 14 cm - 5 1/2" Stainless Steel	1
SS-040-14	Mayo Dissecting Scissor Straight 14.5 cm - 5 3/4" Stainless Steel	1
SS-131-14	Metzenbaum Dissecting Scissor Curved - Blunt/Blunt 14.5 cm - 5 3/4" Stainless Steel	1
TM-171-16	Iterson Tracheal Hook Sharp 17 cm - 6 3/4" Stainless Steel	1
TR-251-27	Yankauer Suction Tube Complete Central Bore 2.0 mm 31 cm - 12 1/4" Stainless Steel	1
AF-221-14	Rochester-Pean Haemostatic Forcep Curved 14 cm - 5 1/2" Stainless Steel	2
SL-010-03	Bard-Parker Scalpel Handle No. 3 Solid 12 cm - 4 3/4" Stainless Steel	1
SS-542-13	Spencer Stitch Scissor 13 cm - 5" Stainless Steel	1
SU-594-15	UltraGripX TC Crile-Wood Needle Holder 15 cm - 6" Stainless Steel	1
RT-710-11	Weitlaner Self Retaining Retractor 2 x 3 Sharp Prongs 11 cm - 4 1/4" Stainless Steel	1

Sinus Surgery Set

Codes	Description	Quantity
OR-603-18	Molt Periosteal Raspatory / Elevator 18 cm - 7" Stainless Steel	1
OR-941-01	Blumenthal Bone Rongeur 15 cm - 6" Stainless Steel	1
OR-440-05	Bone Tamper 15.5 cm - 6" √ò 5.0 mm Stainless Steel	1
DI-850-20	Castroviejo Caliper Straight 8 cm - 3" Measuring Range 20 mm Stainless Steel	1
RH-703-01	Miller-Colburn Bone File Fig. 1 - Cross Cut 18 cm - 7" Stainless Steel	1
RH-703-03	Miller-Colburn Bone File Fig. 3 - Cross Cut 18 cm - 7" Stainless Steel	1
RH-620-04	Cottle Osteotome Straight 18.5 cm - 7 1/4" Blade Width 4.0 mm Stainless Steel	1
RH-620-07	Cottle Osteotome Straight 18.5 cm - 7 1/4" Blade Width 7.0 mm Stainless Steel	1
RH-620-09	Cottle Osteotome Straight 18.5 cm - 7 1/4" Blade Width 9.0 mm Stainless Steel	1
SS-101-16	Kelly Dissecting Scissor / Opreating Scissor Curved 16 cm - 6 1/4" Stainless Steel	1
RH-281-19	Jansen-Middleton Septum Forcep Through Cutting Jaws 19 cm - 7 1/2" Stainless Steel	1
SS-417-16	Locklin Gum Scissor Angled - One Toothed Cutting Edge 16 cm - 6 1/4" Stainless Steel	1
OR-460-17	Gerzog Bone Mallet 19 cm - 7 1/2" Head √ò 25.0 mm - Weight 225 Grams Stainless Steel	1
OR-975-15	Cleveland Bone Cutting Forcep 14.5 cm - 5 3/4" Stainless Steel	1
OM-121-11	Martin-Simplex Lip and Cheek Retractor 10.5 cm / 4" Stainless Steel	1
OM-451-01	Sinus Lift Curette Fig. 1 18 cm - 7" Blade Width 2.6 mm - 2.6 mm Stainless Steel	1
OM-453-02	Sinus Lift Curette Fig. 2 17.5 cm - 7" Blade Width 2.6 mm - 2.6 mm Stainless Steel	1
OM-455-03	Sinus Lift Curette Fig. 3 18 cm - 7" Blade Width 4.1 mm - 4.1 mm Stainless Steel	1
OM-457-04	Sinus Lift Curette Fig. 4 18.5 cm - 7 1/4" Blade Width 4.1 mm - 4.1 mm Stainless Steel	1
OM-459-05	Sinus Lift Curette Fig. 5 18.5 cm - 7 1/4" Blade Width 6.7 mm - 6.7 mm Stainless Steel	1
OM-461-06	Sinus Lift Curette Fig. 6 19 cm - 7 1/2" Blade Width 6.7 mm - 6.7 mm Stainless Steel	1
OM-463-07	Sinus Lift Curette Fig. 7 16 cm - 6 1/4" Blade Width 2.8 mm - 6.2 mm Stainless Steel	1
SU-594-15	UltraGripX TC Crile-Wood Needle Holder 15 cm - 6" Stainless Steel	1
TR-111-09	Fergusson Suction Tube 9 Charr. 18 cm - 7" √ò 3.0 mm Stainless Steel	1

FESS (Functional Endoscopic Sinus Surgery) SET

Codes	Description	Quantity
TR-101-09	Frazier Suction Tube 9 Charr. 19.5 cm - 7 3/4" √ò 3.0 mm Stainless Steel	1
PR-500-14	Farrell Cotton Applicator Round Spiral End End 14 cm - 5 1/2" Working End √ò 0.9 mm Stainless Steel	1
SF-350-18	Foerster Sponge Holding Forcep Straight 18 cm - 7" Stainless Steel	1
RH-475-18	Freer Septum Elevator Double Ended - Sharp/Blunt 18.5 cm - 7 1/4" Blade Size 1 - Blade Size 2 5.0 mm - 5.0 mm Stainless Steel	1
RH-735-18	Wiener Nasal Rasp 18 cm - 7" Stainless Steel	1
RH-841-01	Coakley Antrum Curette 17 cm - 6 3/4" Stainless Steel	1
RH-841-04	Coakley Antrum Curette 17 cm - 6 3/4" Stainless Steel	1
RH-841-05	Coakley Antrum Curette 17 cm - 6 3/4" Stainless Steel	1
TL-015-19	Abraham Tonsil Knife 19 cm - 7 1/2" Stainless Steel	1
RH-645-01	Antrum Curette Oval Fig. 1 19 cm - 7 1/2" Stainless Steel	1
RH-645-02	Antrum Curette Oval Fig. 2 19 cm - 7 1/2" Stainless Steel	1
RH-645-03	Antrum Curette Oval Fig. 3 19 cm - 7 1/2" Stainless Steel	1
RH-647-02	Antrum Curette Oblong Small 19 cm - 7 1/2" Stainless Steel	1
RH-649-01	Antrum Curette Angled Forward Cutting 19 cm - 7 1/2" Tip Size 7 x 10 mm Stainless Steel	1
RH-649-02	Antrum Curette Angled Backward Cutting 19 cm - 7 1/2" Tip Size 7 x 10 mm Stainless Steel	1
RH-541-22	Cottle Periosteal Elevator 23 cm - 9" Blade Size 1 - Blade Size 2 3.3 mm - 3.7 mm Stainless Steel	1
RH-033-01	Hartmann-Halle Nasal Speculum Fig. 1 15.5 cm - 6" Blade Length 27 mm Stainless Steel	1
RH-033-02	Hartmann-Halle Nasal Speculum Fig. 2 15.5 cm - 6" Blade Length 31 mm Stainless Steel	1
TR-010-00	Universal Trocar With 4 Trocar Tips Diameter 1.7 mm, 3.0 mm, 4.5 mm and 6.0 mm 14.5 cm - 5 3/4" Stainless Steel	1
RH-881-30	Eicken-Killian Irrigation Cannula 14 cm - 5 1/2" √ò 3.0 mm Stainless Steel	1
RH-881-40	Eicken-Killian Irrigation Cannula 14 cm - 5 1/2" √ò 4.0 mm Stainless Steel	1
TR-493-20	Tonsil Needle Tapered Tip - With Luer Lock Connection Needle √ò 0.65 mm Stainless Steel	1
OT-266-08	Struempel Alligator Forcep Angled 45° Upwards 8.5 cm - 3 1/4" Stainless Steel	1
RH-181-12	Takahashi Ethmoid Forcep Straight 12 cm - 4 3/4" Stainless Steel	1
RH-105-21	Gruenwald (Jansen) Nasal Tampon Forcep 21.5 cm - 8 1/2" Stainless Steel	1
RH-180-21	Sinus Forcep Cup Shaped Jaws Straight 12 cm - 4 3/4" Bite Size Ø 3 mm Stainless Steel	1
RH-231-02	Struycken Nasal Cutting Forcep Fig. 2 12 cm - 4 3/4" Bite Size 1.2 mm Stainless Steel	1
RH-309-01	Antrum Punch Backward Cutting 14 cm - 5 1/2" Bite size 4 mm x 5 mm Stainless Steel	1
RH-309-02	Antrum Punch Forward Cutting 14 cm - 5 1/2" Bite size 4 mm x 5 mm Stainless Steel	1
RH-201-01	Weil-Blakesley Nasal Cutting Forcep Straight - Fig. 1 12 cm - 4 3/4" Bite Size 3.0 mm Stainless Steel	1
RH-201-02	Weil-Blakesley Nasal Cutting Forcep Straight - Fig. 2 12 cm - 4 3/4" Bite Size 3.5 mm Stainless Steel	1
RH-203-01	Weil-Blakesley Nasal Cutting Forcep Angled 45° - Fig. 1 12 cm - 4 3/4" Bite Size 3.0 mm Stainless Steel	1
RH-203-02	Weil-Blakesley Nasal Cutting Forcep Angled 45° - Fig. 2 12 cm - 4 3/4" Bite Size 3.5 mm Stainless Steel	1
RH-205-02	Weil-Blakesley Nasal Cutting Forcep Angled 90° - Fig. 2 12 cm - 4 3/4" Bite Size 3.5 mm Stainless Steel	1
RH-251-25	Blakesley Nasal Cutting Forcep Through Cut Straight Bite Size 2.5 mm Shaft Length 12 cm - 4 3/4" Stainless Steel	1
RH-251-35	Blakesley Nasal Cutting Forcep Through Cut Straight Bite Size 3.5 mm Shaft Length 12 cm - 4 3/4" Stainless Steel	1
RH-257-35	Blakesley Nasal Cutting Forcep Through Cut Angled 45° Upwards Bite Size 3.5 mm Shaft Length 12 cm - 4 3/4" Stainless Steel	1
RH-234-00	Stammberger Nasal Cutting Forcep Retrograde 360° Rotatable 12 cm - 4 3/4" Bite Size 2.0 mm Stainless Steel	1
RH-281-19	Jansen-Middleton Septum Forcep Through Cutting Jaws 19 cm - 7 1/2" Stainless Steel	1
SI-012-15	Allis Intestinal and Tissue Grasping Forcep 4 x 5 Teeth 15.5 cm - 6" Stainless Steel	1
FR-250-12	Adson Dissecting Forcep 1 x 2 Teeth 12 cm - 4 3/4" Stainless Steel	1
AF-161-12	Halsted-Mosquito Haemostatic Forcep Curved 12 cm - 4 3/4" Stainless Steel	2
AF-160-12	Halsted-Mosquito Haemostatic Forcep Straight 12.5 cm - 5" Stainless Steel	2
AF-211-14	Crile Haemostatic Forcep Curved 14 cm - 5 1/2" Stainless Steel	2
AF-210-14	Crile Haemostatic Forcep Straight 14.5 cm - 5 3/4" Stainless Steel	2
AF-773-08	Backhaus Towel Clamp 9 cm - 3 1/2" Stainless Steel	4
SS-361-18	Heymann Nasal Scissor 18.5 cm - 7 1/4" Stainless Steel	1
RH-261-11	Nasal Sinus Scissor Straight 12 cm - 4 3/4" Stainless Steel	1
RH-261-13	Nasal Sinus Scissor Curved Right 12 cm - 4 3/4" Stainless Steel	1
RH-261-14	Nasal Sinus Scissor Curved Left 12 cm - 4 3/4" Stainless Steel	1
SS-440-11 SC	SuperEdge Iris Scissor Straight 11.5 cm - 4 1/2" Stainless Steel	1
SS-441-11 SC	SuperEdge¬ô Iris Scissor Curved 11.5 cm - 4 1/2" Stainless Steel	1
SU-594-15	UltraGripX TC Crile-Wood Needle Holder 15 cm - 6" Stainless Steel	1
SU-584-13	UltraGripX¬ô TC Halsey Needle Holder Smooth Jaw 13 cm - 5" Stainless Steel	1
RH-271-15	Cottle Masing Needle Holder Smooth Jaws Shaft Size 15 cm - 6" Stainless Steel	1
OT-683-02	Kuhn Frontal Sinus Seeker Double Ended Fig. 2, Both Sides Curved 90° One Tip Straight Other Tip Reverse Angle 22 cm - 8 1/2" Stainless Steel	1
OT-681-19	Maxillary Ostium Sinus Seeker With Ball Probes Double Ended (√ò 1.2 and 2.0 mm) 19 cm - 7 1/2" Stainless Steel	1
SL-010-03	Bard-Parker Scalpel Handle No. 3 Solid 12 cm - 4 3/4" Stainless Steel	1

Caldwell Luc Set

Codes	Description	Quantity
OR-470-19	Cottle Bone Mallet Plain - Convex 19 cm - 7 1/2" Head Ø 30.0 mm - Weight 300 Grams Stainless Steel	1
SL-030-07	Scalpel Handle No. 7 Solid 16 cm - 6 1/4" Stainless Steel	1
AF-773-13	Backhaus Towel Clamp 13 cm - 5" Stainless Steel	2
SF-350-18	Foerster Sponge Holding Forcep Straight 18 cm - 7" Stainless Steel	1
SU-588-12	UltraGripX¬ô TC Webster Needle Holder Smooth Jaw 13 cm - 5" Stainless Steel	1
NS-406-01	Love-Gruenwald Laminectomy Rongeur Straight 18 cm - 7" Bite Size 3 x 10 mm Stainless Steel	1
SI-012-15	Allis Intestinal and Tissue Grasping Forcep 4 x 5 Teeth 15.5 cm - 6" Stainless Steel	1
RH-201-01	Weil-Blakesley Nasal Cutting Forcep Straight - Fig. 1 12 cm - 4 3/4" Bite Size 3.0 mm Stainless Steel	1
RH-201-03	Weil-Blakesley Nasal Cutting Forcep Straight - Fig. 3 12 cm - 4 3/4" Bite Size 4.5 mm Stainless Steel	1
RH-201-05	Weil-Blakesley Nasal Cutting Forcep Straight - Fig. 5 12 cm - 4 3/4" Bite Size 5.5 mm Stainless Steel	1
RH-303-01	Hajek-Kofler Sphenoid Punch Up Cutting 14 cm - 5 1/2" Bite size 3.5 x 3.5 mm Stainless Steel	1
RH-305-05	Kerrison Sphenoid Punch Up Cutting 9 cm - 3 1/2" Bite size 5.0 x 5.0 mm Stainless Steel	1
RH-461-16	Joseph Septum Elevator 16 cm - 6 1/4" Blade Size 4.0 mm Stainless Steel	1
RH-600-16	Freer Septum Chisel Straight 16.5 cm - 6 1/2" Blade Width 4.0 mm Stainless Steel	1
RH-610-02	Ballenger Septum Gouge 15 cm - 6" Blade Width 2.0 mm Stainless Steel	1
RH-610-04	Ballenger Septum Gouge 15 cm - 6" Blade Width 4.0 mm Stainless Steel	1
RH-610-06	Ballenger Septum Gouge 15 cm - 6" Blade Width 6.0 mm Stainless Steel	1
RH-841-01	Coakley Antrum Curette 17 cm - 6 3/4" Stainless Steel	1
RH-841-02	Coakley Antrum Curette 17 cm - 6 3/4" Stainless Steel	1
RH-841-03	Coakley Antrum Curette 17 cm - 6 3/4" Stainless Steel	1
RH-841-04	Coakley Antrum Curette 17 cm - 6 3/4" Stainless Steel	1
RH-841-05	Coakley Antrum Curette 17 cm - 6 3/4" Stainless Steel	1
RH-841-06	Coakley Antrum Curette 17 cm - 6 3/4" Stainless Steel	1

Thyroid Surgery Set

Codes	Description	Quantity
RT-162-16	Senn-Miller Retractor Sharp 16 cm - 6 1/4" Blade Size 20 x 7 mm Stainless Steel	2
RT-353-01	Middeldorf Retractor 21.5 cm - 8 1/2" Blade Size 15 x 17 mm Stainless Steel	2
RT-357-22	Greene Retractor 22.5 cm - 8 3/4" Blade Size 22 x 22 mm Stainless Steel	2
RT-174-12	Cushing Retractor / Saddle Hook 24 cm - 9 1/2" Blade Size 12 mm Stainless Steel	2
RT-805-13	Gelpi Self Retaining Retractor 13 cm - 5" Stainless Steel	2
RT-712-13	Weitlaner Self Retaining Retractor 3 x 4 Sharp Prongs 13.5 cm - 5 1/4" Stainless Steel	1
RT-271-19	Lahey Retractor 19.5 cm - 7 3/4" Blade Size 31 x 6 mm Stainless Steel	2
FR-070-12	Semken Dressing Forcep 12.5 cm - 5" Stainless Steel	2
FR-050-12	Adson Dressing Forcep 12 cm - 4 3/4" Stainless Steel	1
FR-590-16	DeBakey Atrauma Forcep 16 cm - 6 1/4" Tip Size 1.5 mm Stainless Steel	2
FR-206-14	Dissecting Forcep 4 x 5 Teeth 14.5 cm - 5 3/4" Stainless Steel	2
FR-252-12	Mini-Adson Dissecting Forcep 1 x 2 Teeth 12 cm - 4 3/4" Stainless Steel	2
SS-861-14	UltraCut TC Mayo Dissecting Scissor Curved 14.5 cm - 5 3/4" Stainless Steel	1
SS-861-17	UltraCut TC Mayo Dissecting Scissor Curved 17 cm - 6 3/4" Stainless Steel	1
SS-905-18	UltraCut TC Metzenbaum Dissecting Scissor Curved 18 cm - 7" Stainless Steel	2
SS-852-14	UltraCut¬ô TC Operating Scissor Straight - Sharp/Blunt 14.5 cm - 5 3/4" Stainless Steel	1
AF-161-12	Halsted-Mosquito Haemostatic Forcep Curved 12 cm - 4 3/4" Stainless Steel	12
AF-211-14	Crile Haemostatic Forcep Curved 14 cm - 5 1/2" Stainless Steel	6
AF-221-16	Rochester-Pean Haemostatic Forcep Curved 16 cm - 6 1/4" Stainless Steel	2
SI-015-15	Allis Intestinal and Tissue Grasping Forcep 5 x 6 Teeth 15.5 cm - 6" Stainless Steel	6
AF-491-02	Mixter-Baby Dissecting and Ligature Forcep Strongly Curved 13 cm - 5" Stainless Steel	2
AF-471-18	Gemini Dissecting and Ligature Forcep Curved 18 cm - 7" Stainless Steel	2
AF-230-16	Ochsner-Kocher Haemostatic Forcep Straight - 1 x 2 Teeth 16.5 cm - 6 1/2" Stainless Steel	2
TM-250-15	Lahey Goitre Grasping Forcep 2 x 2 Teeth 15.5 cm - 6" Stainless Steel	2
AF-773-13	Backhaus Towel Clamp 13 cm - 5" Stainless Steel	1
SU-038-14	Hegar-Baumgartner Needle Holder 14.5 cm - 5 3/4" Stainless Steel	2
TR-101-08	Frazier Suction Tube 8 Charr. 19.5 cm - 7 3/4" √ò 2.6 mm Stainless Steel	12
SL-010-03	Bard-Parker Scalpel Handle No. 3 Solid 12 cm - 4 3/4" Stainless Steel	1
SL-010-04	Bard-Parker Scalpel Handle No. 4 Solid 13.5 cm - 5 3/8 " Stainless Steel	1

ALPHABETICAL **INDEX**



SURTEX INSTRUMENTS

Crafted to Excellence

Alphabetical Index

A

	Pages
Abraham Tonsil Knife	172
Adams Napkin Holder	2
Adson Ear Forcep	55
Aiach Columella Suturing Forcep	162
Andrew Tongue Depressor	12
Asch Septum Straightening Forcep	162
Aufricht Glabella Nasal Rasp	154
Aufricht Nasal Retractor	160-161
Austin Attic Dissector	76

B

	Pages
Ballenger Septum Gouge	138
Ballenger Swivel Knife	130
Ballenger-Hajek Septum Elevator	133
Barbara Micro Ear Needle	70-71
Barnhill Adenoid Curette	167
Barth Ear Scoop	87
Bauer Intra Oral Retractor	16
Bauer Osteotome	33
Beckmann Adenoid Curette	166
Bellucci Micro Scissor	64
Beyer Mastoid Rongeur	95
Billeau Ear Loop	88
Blakesley Nasal Cutting Forcep	115
Beales Elevator	76
Blohmke Tonsil Grasping Forcep	177
Boise Nasal Fracture Elevator	32
Bruenings Broncho-Esophagoscopy Forcep Tip	185
Bruenings Ethmoid Forcep	113
Bruenings Interchangeable Tube	183
Bruenings Tongue Depressor	13
Bruenings Tonsil Snare	179
Buck Ear Curette	85-86
Buck Foreign Body Forcep	58
Buckingham Chisel	78

C

	Pages
Carpenter Tonsil Dissector	172
Cawood-Minnesota Cheek Retractor	11
Chevalier-Jackson Square Punch	190
Chevalier-Jackson Grasping Forcep	190-191
Chevalier-Jackson Punch	184-186
Cinelli Osteotome	144
Circular Cutting Punch	118
Citelli Mastoid Rongeur	94
Coakley Antrum Curette	165
Collin Tongue Holding Forcep	14
Colver Tonsil Grasping Forcep	178
Converse Nasal Retractor	159-160
Converse Rhinoplasty Knife	128
Cordes Broncho-Esophagoscopy Forcep Tip	186
Corwin Tonsil Haemostat	181
Cottle Alar Hook	159
Cottle Alar Retractor	161
Cottle Cartilage Crusher	149
Cottle Nasal Chisel	140
Cottle Nasal Osteotome	139-140-141
Cottle Nasal Rasp	154
Cottle Nasal Speculum	103-104
Cottle Rhinoplasty Knife	129
Cottle Septum Elevator	134-135
Cottle Sking Grasping Forcep	158
Cottle-Millard Finger Ring Retractor	159

C

	Pages
Cottle-Neivert Alar Hook	158
Cottle-Walsham Septum Straightening Forcep	162
Craig Septum Forcep	111
Craig-Dominick Ethmoid Forcep	112

D

	Pages
Daniel Periosteal Elevator	132
Dautrey-Munro Osteotome	34
Davis-Boyle Mouth Gag	7
Day Ear Hook	90
Deerlacki Ossicle Holding Clamp	163
Denhart Mouth Gag	3
Denis-Browne Tonsil Holding Forcep	178
Dingmann Bone Hook	33
Dingmann Mouth Gag	8
Dingmann Otobrader	79
Dingmann Tongue Depressor	8
Dingmann Zygoma Elevator	32
Dolwick-Type TMJ Condylar Retractor	36
Dolwick-Type TMJ Disc Clamp	36
Dolwick-Type TMJ Elevator	36
Draffin Bipod	10
Duckbill Alligator Forcep	61
Dunn-Dautrey Elevator	36

E

	Pages
Ear Syringe	95
Eicken-Killian Irrigation Cannula	170
Epker-Bauer Osteotome	34
Eves Tonsil Snare	179

F

	Pages
Farrior Ear Speculum	45
Faulkner Antrum Curette	164
Fergusson-Ackland Mouth Gag	4
Fisch Footplate Perafortor	69
Fisch Measuring Rod	78
Fisch Micro Dissector	76
Fisch Tenatome	64
Fischer Tonsil Knife / Dissector	172
Fishbone Laryngeal Grasping Forcep	182
Fomon Alar Hook	158
Fomon Chisel	138
Fomon Nasal Rasp	153, 157
Fomon Rhinoplasty Knife	128
Fraenkel Broncho-Esophagoscopy Forcep Tip	184
Freer Mucosa Knife	129
Freer Septum Chisel	137
Freer Septum Elevator	132-133
Freer Septum Knife	129
Freer-Yasargil Septum Elevator	133
Fuller Introducing Forcep	65

G

	Pages
Gallaher Antrum Rasp	153
Gillies Zygoma Elevator	32
Gross Ear Scoop / Hook	87
Gruenwald (Jansen) Nasal Tampon Forcep	107
Gruenwald (Lucae) Ear Forcep	55-56

Alphabetical Index

G

	Pages
Guilford-Wright Duckbill Elevator	76
Gwynne-Evans Tonsil Elevator	174

H

	Pages
Hajek Sphenoid Punch	126
Hajek-Claus Antrum Punch	127
Hajek-Kofler Sphenoid Punch	126
Halle Antrum Curette	142
Halle Septum Elevator	131
Hargis Anterior Border Stripper	23
Hargis Bone Holding Forcep	24
Hargis Medial Ramus Retractor	22
Hargis Periform Rim Retractor	24
Hargis Periosteal Elevator	23
Hargis Pterygoid Osteotome	24
Hartmann Alligator Forcep	69-60, 62
Hartmann Ear Catheter	52
Hartmann Ear Hook	89
Hartmann Ear Polypus Forcep	57
Hartmann Ear Speculum	42-43
Hartmann Nasal Cutting Forcep (Conchotome)	119
Hartmann Nasal Polypus Forcep	109-110
Hartmann Tongue Depressor	11
Hartmann Tonsil Punch	181
Hartmann Tuning Fork	47-48, 50
Hartmann-Halle Nasal Speculum	100
Hartmann-Hoffmar Alligator Punch Forcep	61
Hartmann-Weingartner Alligator Forcep	61
Hartmann-Wullstein Alligator Forcep	58
Haslinger Tonsil Retractor	175
Heister Mouth Gag	2
Henahan Retractor	15
Henke Tonsil Elevator	173
Heuwieser Antrum Grasping Forcep	113
Heymann Septum Forcep	111
Heymann-Knight Nasal Polypus Forcep	109
Hildmann Cartilage Forcep	164
Hofer Tonsil Retractor	175
House Micro Ear Curette	79-80
House Micro Measuring Rod	77
House-Dieter Malleus Nipper	65
Howarth Septum Elevator	136
Huber Universal Handle	182
Hughes Elevator	76
Hurd Tonsil Dissector / Retractor	173

I

	Pages
Iterson Tracheal Hook	200

J

	Pages
Jansen (Gruenwald) Nasal Tampon Forcep	107
Jansen Ear Forcep	56
Jansen Ear Scoop	87
Jansen-Middelton Septum Forcep	125
Jennings Mouth Gag	5
Joseph Bone File	147
Joseph Nasal Saw	148-149
Joseph Rhinoplasty Knife	128-129
Joseph Septum Elevator	131
Jurasz Adenoid Cutting Forcep	182

K

	Pages
Kerrison Sphenoid Punch	127
Killian Nasal Polypus Forcep	110
Killian Nasal Speculum	102
Killian Septum Elevator	134
Killian-Claus Septum Gouge	138
Kilner-Doughty Mouth Gag	6
Kilner-Doughty Tongue Depressor	6
Knight Septum Forcep	111
Koenig Tongue Depressor	13
Koenig Tuning Fork	51
Krause Broncho-Esophagoscopy Forcep Tip	185
Krause Polypus Snare	52
Krause Nasal Polypus Snare	105
Krause-Voss Ear Polypus Snare	52
Krause-Voss Polypus Snare	106
Kressner Septum Forcep	161
Kuhn Frontal Sinus Seeker	91
Kuhn-Bolger Frontal Sinus Curette	165

L

	Pages
LaForce Adenotome	168-169
Lange Alar Hook	158
Lange Broncho-Esophagoscopy Forcep Tip	185
Lange-Wilde Ear Polypus Snare	53
Lange-Wilde Nasal Polypus Snare	106
Langenbeck Ear Curette	84
Langenbeck Finger Protector	2
Laryngeal Mirror	194
Laryngeal Mirror Handle	195
Lempert Ear Scoop	87-88
Lempert Periosteal Elevator	94
Levasseur-Merrill Intra Oral Retractor	16
Lewis Nasal Rasp	155
Littauer Ear Polypus Forcep	57
Littauer Nasal Polypus Forcep	110
Lopez-Reinke Tonsil Dissector	174
Love Tonsil Retractor	174
Lower Lateral Morselizer	125
Lubet-Barbon Nasal Polypus Forcep	109
Luc Ethmoid Forcep	112
Lucae (Gruenwald) Ear Forcep	55-56
Lucae Ear Hook	89
Lucae Tuning Fork	49-50
Lucae Tympanum Needle	93
Luniatschek Gauze Packer	176

M

	Pages
Maguaran Bipod Plate	10
Maltz Nasal Rasp	151-152, 156
Martin Nasal Speculum	101-102
Martin-Simplex Lip and Cheek Retractor	11
Masing Septum Elevator	136
Maunder Mouth Gag	2
Maxillary Ostium Sinus Seeker	87
Mayo Tongue Depressor	13
McGee Micro Alligator Forcep	90
McGee Micro Ear Needle	72-73
McGee Wire Bending Forcep	65
McIvor Mouth Gag	8
McKenty Septum Elevator	131-133
McKesson Mouth Prop	10
Michel Laryngeal Mirror	195
Micro Alligator Forcep	62
Micro Ear Needle	70-71
Micro Laryngeal Forcep	187

Alphabetical Index

M

	Pages
Micro Laryngeal Scissor	187
Micro Measuring Rod	77
Miller-Colburn Nasal Rasp	150
Miller Nasal Rasp	151
Mini-McGee Micro Alligator Forcep	62
Minnesota Cheek Retractor	11
Mod. Vienna Nasal Speculum	99
Moldenhauer Foreign Body Lever	93
Mollison Tonsil Dissector / Retractor	173
Molt Mouth Gag	3
Museux Tonsil Grasping Forcep	178

N

	Pages
Nager Tonsil Retractor	175
Negus Chest Support For Mouth Gag	5
Negus Knot Pusher	176
Negus Tongue Depressor	9
Neivert Nasal Retractor	161
Neivert-Anderson Osteotome	145
Neuro Tuning Fork	51

O

	Pages
Obwegeser Channel Retractor	22
Obwegeser Chin Retractor	21
Obwegeser J-Stripper	26
Obwegeser Lip and Cheek Retractor	11
Obwegeser Maxillary Awl	29
Obwegeser Mouth Gag	2
Obwegeser Osteotome	39
Obwegeser Periosteal Elevator	25
Obwegeser Ramus Retractor	19
Obwegeser Ramus Retractor (Nasal Spine Retractor)	20
Obwegeser Ramus Stripper	26
Obwegeser Septonasal Osteotome	37
Obwegeser Soft Tissue Retractor	17-18
Obwegeser Split Osteotome	38
Obwegeser Wedge Osteotome	38
Obwegeser Wire Loop Forcep	30
Obwegeser Zygomatic Arch Awl	29
Ogura Skin Grasping Forcep	163

P

	Pages
Parkes Nasal Rasp	153
Parkes Osteotome	147
Pennington Septum Elevator	135
Petri Intra Oral Retractor	16
Pierce Septum Elevator	134
Plester Sickle Knife	67
Plester Wire Guide and Aplicator	69
Politzer Furuncle Knife	92
Politzer Tympanum Needle	92

Q

	Pages
Quire Foreign Body Forcep	58

R

	Pages
Richnau-Holmgren Ear Speculum	46
Ritter-Halle Frontal Sinus Dilator	170
Roeder Tonsil Retractor	175
Rosen Periosteal Elevator	76
Rosen Circular Cut Knife	68
Rosen Micro Curette	77
Rosen Micro Dissector	77
Rosen Micro Ear Periosteal Elevator	76
Rosenberg Broncho-Esophagoscopy Forcep Tip	186
Roser-Koenig Mouth Gag	4
Rowe Disimpaction Forcep	31
Rowe Zygoma Elevator	32
Rubin Nasal Osteotome	141
Rubin Septum Forcep	125
Russel-Davis Tongue Depressor	9
Rydel-Seiffer Tuning Fork	48

S

	Pages
Scheinmann Broncho-Esophagoscopy Forcep Tip	184
Schmeden Nasal Cutting Forcep	119
Schmeden Tonsil Punch	181
Schnidt Tonsil Forcep	177
Schuknecht Rotary Knife	66
Schumacher Broncho-Esophagoscopy Forcep Tip	186
Seiffert Broncho-Esophagoscopy Forcep Tip	174
Sexton Myringotomy Knife	67
Sexton Tympanum Knife	68
Shambaugh Micro Ear Needle	75
Shapleigh Ear Curette	84
Shea Exploring Hook	75
Shea Micro Ear Curette	80
Shea Micro Scissor	65
Sheehan Nasal Osteotome	146
Siegle Otoscope	46
Sigmoid Notch Extra Oral Retractor	15
Silver Nasal Chisel	147
Simplex (Martin) Lip and Cheek Retractor	11
Sluder-Ballenger Tonsillectome	180
Smith Ramus Separator	30
Smith Sagittal Split Separator	31
Snare Wire	53, 179
St. Clair Thompson Adenoid Curette	167
Stammberger Nasal Cutting Forcep	117
Standard Tongue Depressor	13
Steinhauser Reposition Instrument	27
Steinhauser Zygomatic Retractor	21
Storage Rack for Speculum	46
Struempel Alligator Forcep	61
Struycken Nasal Cutting Forcep	116
Sinus Lift Curette	28

T

	Pages
Tabb Mucosa Knife	66
Takahashi Ethmoid Forcep	114
Terry Ramus Pusher	27
Thudichum Nasal Speculum	98-99
Tieck-Halle Nasal Specula	101
Tilley Ear Polypus Forcep	57
Tilley-Henckel Nasal Cutting Forcep	116
Tobold Tongue Depressor	12
Troeltsch (Wilde) Ear Forcep	54-55
Troeltsch Nasal Tampon Forcep	107
Tuning Fork	47-48
Turvey Palatal Expander	37

Alphabetical Index

T

	Pages
Tyding Tonsil Snare	180

W

	Pages
Walter Nasal Chisel	142
Walter Nasal Osteotome	142
Watson-Williams Ethmoid Forcep	114
Weber-Loch Ear Loop	88
Webster Glabella Nasal Rasp	154
Weil Ethmoid Forcep	114
Weil-Blakesley Nasal Cutting Forcep	115
West Septum Chisel	137
Westmacott Nasal Polypus Forcep	109
White Tonsil Grasping Forcep	176
Whitehead Mouth Gag	5
Wieder Tongue Depressor	13
Wiener Nasal Rasp	155
Wilde (Troeltsch) Ear Forcep	54-55
Wilson Tonsil Artery Forcep	177
Wullstein Micro Scissor	64
Wullstein Sickle Knife	66

Y

	Pages
Young Tongue Holding Forcep	14

Z

	Pages
Zaufal Foreign Body Lever	93
Zoellner Application Instrument	84
Zoellner Ear Knife	72
Zoellner Ear Speculum	44
Zoellner Micro Ear Needle	81
Zoellner Raspatory	83
Zoellner Tympanum Needle	83
Zurich Nasal Scissor	111

Numerical Index

Cat. No.	Page	Cat. No.	Page	Cat. No.	Page	Cat. No.	Page
OM-011-01	2	OM-151-14	13	OM-459-05	28	OT-020-01	43
OM-015-01	2	OM-153-15	13	OM-461-06	28	OT-020-02	43
OM-015-02	2	OM-155-17	13	OM-463-07	28	OT-022-01	43
OM-015-03	2	OM-159-19	13	OM-465-08	28	OT-022-02	43
OM-018-10	2	OM-170-17	14	OM-465-09	28	OT-022-03	43
OM-030-13	2	OM-173-17	14	OM-465-10	28	OT-022-04	43
OM-032-11	2	OM-201-01	15	OM-501-15	29	OT-030-01	43
OM-035-11	3	OM-201-02	15	OM-501-17	29	OT-030-02	43
OM-035-14	3	OM-201-03	15	OM-503-24	29	OT-030-03	44
OM-039-12	3	OM-249-12	15	OM-507-18	29	OT-032-00	43-44
OM-041-16	4	OM-249-17	15	OM-540-15	30	OT-032-01	44
OM-041-20	4	OM-251-24	15	OM-550-20	30	OT-032-02	43-44
OM-043-18	4	OM-255-24	16	OM-554-01 & 02	31	OT-032-03	44
OM-043-20	4	OM-259-21	16	OM-570-01 & 02	31	OT-032-04	43-44
OM-047-09	5	OM-261-21	16	OM-570-03 & 04	31	OT-040-01	44
OM-047-11	5	OM-265-25	16	OM-570-05 & 06	31	OT-042-01	44
OM-047-13	5	OM-271-16	17	OM-601-21	32	OT-042-02	44
OM-047-15	5	OM-271-25	17	OM-602-21	32	OT-042-03	44
OM-049-11	5	OM-271-35	17	OM-605-21	32	OT-042-04	44
OM-049-13	5	OM-271-42	17	OM-607-19	32	OT-042-05	44
OM-049-15	5	OM-271-55	17	OM-613-10	33	OT-042-06	44
OM-051-13	5	OM-271-70	17	OM-615-20	33	OT-050-01	45
OM-058-00	5	OM-271-80	17	OM-620-06	33	OT-052-01	45
OM-060-00	6	OM-273-16	17	OM-620-08	33	OT-052-02	45
OM-061-00	6	OM-273-25	17	OM-621-06	33	OT-052-03	45
OM-063-01	6	OM-273-35	17	OM-621-08	33	OT-052-04	45
OM-063-02	6	OM-273-42	17	OM-623-08	34	OT-052-05	45
OM-063-03	6	OM-273-55	17	OM-626-04	34	OT-052-06	45
OM-070-00	7	OM-273-70	17	OM-626-06	34	OT-052-07	45
OM-071-00	7	OM-273-80	17	OM-626-08	34	OT-054-00	45
OM-071-01	7	OM-275-43	18	OM-626-10	34	OT-054-01	45
OM-073-01	7	OM-275-57	18	OM-626-12	34	OT-054-02	45
OM-073-02	7	OM-275-83	18	OM-626-14	34	OT-054-03	45
OM-073-03	7	OM-279-30	18	OM-626-16	34	OT-054-04	45
OM-073-04	7	OM-279-45	18	OM-628-04	35	OT-054-05	45
OM-073-05	7	OM-279-60	18	OM-628-06	35	OT-054-06	45
OM-080-00	8	OM-281-22	19	OM-628-08	35	OT-054-07	45
OM-081-00	8	OM-283-22	19	OM-629-06	35	OT-054-08	4
OM-083-01	8	OM-287-22	20	OM-631-06	35	5OT-060-12	46
OM-083-02	8	OM-289-22	20	OM-633-48	35	OT-064-02	46
OM-083-03	8	OM-291-01	21	OM-633-56	35	OT-064-04	46
OM-090-00	8	OM-291-02	21	OM-637-12	36	OT-064-06	46
OM-091-00	8	OM-301-16	21	OM-639-14	36	OT-070-00	46
OM-093-01	8	OM-305-08	22	OM-641-17	36	OT-072-01	46
OM-093-02	8	OM-315-01	22	OM-700-17	37	OT-072-02	46
OM-093-03	8	OM-315-02	22	OM-730-19	37	OT-072-03	46
OM-097-01	9	OM-319-18	23	OM-735-04	37	OT-100-10	47
OM-097-02	9	OM-331-19	23	OM-735-06	37	OT-100-20	47
OM-097-03	9	OM-333-06	23	OM-735-08	37	OT-100-30	47
OM-099-01	9	OM-333-09	23	OM-740-08	38	OT-102-01	47
OM-099-02	9	OM-335-06	23	OM-740-12	38	OT-102-02	47
OM-099-03	9	OM-335-09	23	OM-740-16	38	OT-102-03	47
OM-099-04	9	OM-337-18	24	OM-742-08	38	OT-102-04	47
OM-099-05	9	OM-339-22	24	OM-742-12	38	OT-102-05	47
OM-099-06	9	OM-341-19	24	OM-742-16	38	OT-102-06	47
OM-099-07	9	OM-361-04	25	OM-742-20	38	OT-102-60	47
OM-099-08	9	OM-361-06	25	OM-750-03	39	OT-104-01	48
OM-100-00	10	OM-361-07	25	OM-750-04	39	OT-104-02	48
OM-100-01	10	OM-361-09	25	OM-750-06	39	OT-104-03	48
OM-100-48	10	OM-361-11	25	OT-010-01	42	OT-104-04	47-48
OM-110-01	10	OM-381-21	25	OT-010-02	42	OT-104-05	47-48
OM-110-02	10	OM-383-21	25	OT-010-03	42	OT-110-00	48
OM-110-03	10	OM-401-05	26	OT-010-04	42	OT-112-02	48-49
OM-121-11	11	OM-401-07	26	OT-012-00	42	OT-112-03	49
OM-123-12	11	OM-401-09	26	OT-012-01	42	OT-112-04	49
OM-127-13	11	OM-405-01	26	OT-012-02	42	OT-112-05	49
OM-131-15	11	OM-405-02	26	OT-012-03	42	OT-112-06	48-49
OM-135-14	11	OM-415-24	27	OT-012-04	42	OT-122-01	49
OM-141-15	11	OM-421-18	27	OT-014-00	43	OT-122-02	49
OM-143-15	12	OM-451-01	28	OT-014-01	43	OT-122-03	49
OM-145-14	12	OM-453-02	28	OT-014-02	43	OT-122-04	49
OM-147-01	13	OM-455-03	28	OT-014-03	43	OT-122-05	49
OM-147-02	13	OM-457-04	28	OT-014-04	43	OT-122-06	49

Numerical Index

Cat. No.	Page	Cat. No.	Page	Cat. No.	Page	Cat. No.	Page
OT-126-00	50	OT-341-08	64	OT-479-16	73	OT-555-01	84
OT-128-00	50	OT-343-08	64	OT-481-03	73	OT-555-02	84
OT-130-00	50	OT-345-08	64	OT-481-06	73	OT-570-01	85
OT-134-00	50	OT-347-08	64	OT-481-10	73	OT-570-02	85
OT-136-00	51	OT-351-08	65	OT-483-03	73	OT-570-10	85
OT-138-00	51	OT-355-08	65	OT-483-06	73	OT-570-11	85
OT-140-00	51	OT-357-08	65	OT-483-10	73	OT-570-12	85
OT-150-01	52	OT-361-01	65	OT-485-03	74	OT-570-13	85
OT-150-02	52	OT-361-02	65	OT-485-06	74	OT-570-14	85
OT-150-03	52	OT-365-01	65	OT-485-10	74	OT-571-01	85
OT-161-18	52	OT-365-02	65	OT-487-03	74	OT-571-02	85
OT-163-18	52	OT-365-03	65	OT-487-06	74	OT-571-10	85
OT-165-16	53	OT-365-04	65	OT-487-10	74	OT-571-11	85
OT-170-30	53	OT-367-08	65	OT-491-03	74	OT-571-12	85
OT-170-40	53	OT-401-01	66	OT-491-06	74	OT-571-13	85
OT-201-11	54	OT-401-02	66	OT-491-10	75	OT-571-14	85
OT-201-13	54	OT-403-15	66	OT-493-03	75	OT-572-01	86
OT-203-11	54	OT-405-15	66	OT-493-06	75	OT-572-02	86
OT-205-11	55	OT-407-15	66	OT-493-10	75	OT-572-10	86
OT-207-18	55	OT-409-15	67	OT-497-20	75	OT-572-11	86
OT-211-14	55	OT-413-16	67	OT-501-30	76	OT-572-12	86
OT-213-16	56	OT-415-15	67	OT-502-15	76	OT-572-13	86
OT-213-21	56	OT-417-15	67	OT-503-01	76	OT-572-14	86
OT-215-14	56	OT-419-16	68	OT-503-02	76	OT-573-01	86
OT-221-10	57	OT-420-03	68	OT-505-01	76	OT-573-02	86
OT-223-12	57	OT-421-01	68	OT-505-02	76	OT-573-10	86
OT-225-14	57	OT-421-02	68	OT-505-03	76	OT-573-11	86
OT-229-14	57	OT-421-03	68	OT-505-04	76	OT-573-12	86
OT-229-16	57	OT-421-04	68	OT-507-02	76	OT-573-13	86
OT-235-11	58	OT-421-05	68	OT-507-03	76	OT-573-14	86
OT-237-10	58	OT-421-06	68	OT-509-01	76	OT-576-15	87
OT-251-08	58	OT-421-07	68	OT-509-02	76	OT-580-18	87
OT-253-08	58	OT-422-03	69	OT-509-03	76	OT-583-13	87
OT-255-08	59	OT-422-04	69	OT-509-04	77	OT-600-10	87
OT-255-14	59	OT-422-05	69	OT-509-05	77	OT-600-20	87
OT-255-16	59	OT-422-06	69	OT-509-06	77	OT-600-30	87
OT-257-08	59	OT-422-07	69	OT-511-01	77	OT-600-40	87
OT-257-14	59	OT-422-08	69	OT-511-02	77	OT-600-50	87
OT-261-20	60	OT-440-16	69	OT-511-03	77	OT-610-10	88
OT-261-25	60	OT-450-16	70	OT-511-04	77	OT-610-20	88
OT-261-30	60	OT-451-16	70	OT-512-16	78	OT-610-30	88
OT-262-25	60	OT-453-16	70	OT-513-16	78	OT-610-40	88
OT-263-20	60	OT-455-16	70	OT-515-01	78	OT-610-50	88
OT-263-30	60	OT-459-03	70	OT-515-02	78	OT-650-01	88
OT-265-08	61	OT-459-06	70	OT-515-04	78	OT-660-01	88
OT-267-08	61	OT-459-10	70	OT-517-01	79	OT-660-02	88
OT-269-08	61	OT-461-03	70	OT-517-02	79	OT-660-03	88
OT-271-08	61	OT-461-06	70	OT-520-01	79	OT-671-16	89
OT-273-08	62	OT-461-10	70	OT-520-02	79	OT-673-01	89
OT-281-08	62	OT-461-12	70	OT-520-03	79	OT-673-02	89
OT-283-08	62	OT-461-15	70	OT-520-04	79	OT-673-03	89
OT-285-08	62	OT-461-20	70	OT-521-01	80	OT-675-01	89
OT-287-08	62	OT-461-25	70	OT-521-02	80	OT-675-02	89
OT-289-08	62	OT-463-03	71	OT-521-03	80	OT-675-03	89
OT-291-08	62	OT-463-06	71	OT-525-14	80	OT-675-04	89
OT-293-08	62	OT-463-10	71	OT-535-01	81	OT-675-05	89
OT-301-08	63	OT-463-12	71	OT-535-02	81	OT-677-01	90
OT-303-08	63	OT-463-15	71	OT-535-03	81	OT-677-02	90
OT-305-08	63	OT-463-20	71	OT-535-04	81	OT-679-16	90
OT-307-08	63	OT-463-25	71	OT-535-05	81	OT-681-19	90
OT-309-08	63	OT-465-05	71	OT-535-06	81	OT-683-01	91
OT-311-08	63	OT-465-10	71	OT-535-07	81	OT-683-02	91
OT-313-08	63	OT-467-03	71	OT-535-08	81	OT-683-03	91
OT-315-08	63	OT-467-06	71	OT-535-09	81	OT-683-04	91
OT-317-08	63	OT-467-10	71	OT-535-10	82	OT-683-05	91
OT-321-08	63	OT-469-03	72	OT-535-11	82	OT-683-06	91
OT-323-08	63	OT-469-06	72	OT-535-12	82	OT-701-16	92
OT-325-08	63	OT-469-10	72	OT-535-13	82	OT-704-16	92
OT-327-08	63	OT-473-05	72	OT-535-14	83	OT-707-16	92
OT-331-08	64	OT-473-10	72	OT-535-15	83	OT-709-16	92
OT-333-08	64	OT-475-05	72	OT-535-16	83	OT-711-16	93
OT-335-08	64	OT-475-10	72	OT-535-17	83-84	OT-713-16	93
OT-337-08	64	OT-478-16	73	OT-551-13	84	OT-721-16	93

Numerical Index

Cat. No.	Page	Cat. No.	Page	Cat. No.	Page	Cat. No.	Page
OT-723-16	93	RH-113-20	108	RH-251-48	120	RH-381-04	130
OT-727-20	94	RH-121-18	109	RH-253-35	120	RH-381-05	130
OT-729-18	94	RH-123-20	109	RH-255-35	120	RH-451-04	131
OT-731-02	94	RH-127-16	109	RH-257-25	120	RH-451-05	131
OT-731-03	94	RH-129-18	109	RH-257-35	120	RH-455-16	131
OT-731-04	94	RH-131-20	110	RH-257-42	120	RH-461-16	131
OT-731-05	94	RH-133-18	110	RH-257-48	120	RH-465-01	132
OT-751-02	94	RH-135-16	110	RH-261-03	122	RH-465-02	132
OT-751-03	94	RH-140-01	111	RH-261-04	122	RH-465-03	132
OT-755-19	95	RH-161-01	111	RH-261-05	122	RH-471-19	132
OT-759-14	95	RH-161-02	111	RH-261-00	122	RH-473-19	132
OT-800-00	95	RH-161-03	111	RH-261-01	122	RH-475-18	132
OT-802-00	95	RH-165-17	111	RH-261-02	122	RH-476-18	133
RH-011-10	98	RH-167-16	111	RH-263-00	122	RH-477-20	133
RH-011-20	98	RH-169-01	112	RH-263-01	122	RH-479-20	133
RH-011-30	98	RH-169-02	112	RH-263-02	122	RH-482-19	133
RH-011-40	98	RH-171-01	112	RH-263-04	122	RH-501-23	134
RH-012-01	98	RH-171-02	112	RH-263-05	122	RH-503-18	134
RH-012-03	98	RH-173-01	112	RH-265-00	123	RH-505-23	134
RH-012-04	98	RH-173-02	112	RH-265-01	123	RH-507-21	134
RH-012-05	98	RH-175-01	113	RH-265-02	123	RH-509-21	135
RH-012-07	98	RH-175-02	113	RH-265-03	123	RH-511-19	135
RH-013-01	99	RH-175-03	113	RH-265-04	123	RH-513-15	135
RH-013-02	99	RH-175-04	113	RH-265-05	123	RH-541-22	135
RH-013-03	99	RH-177-01	113	RH-267-00	123	RH-543-21	136
RH-013-04	99	RH-177-02	113	RH-267-01	123	RH-545-21	136
RH-013-05	99	RH-177-03	113	RH-267-02	123	RH-547-21	136
RH-013-06	99	RH-177-04	113	RH-267-03	123	RH-551-16	136
RH-013-07	99	RH-177-05	113	RH-267-04	123	RH-600-16	137
RH-017-01	99	RH-177-06	113	RH-267-05	123	RH-601-16	137
RH-017-02	99	RH-181-12	114	RH-269-00	124	RH-604-16	137
RH-017-03	99	RH-183-12	114	RH-269-01	124	RH-605-16	137
RH-021-10	99	RH-191-19	114	RH-269-02	124	RH-608-16	137
RH-023-01	99	RH-193-19	114	RH-269-03	124	RH-610-02	138
RH-023-02	99	RH-195-19	114	RH-269-04	124	RH-610-04	138
RH-023-03	99	RH-201-01	115	RH-269-05	124	RH-610-06	138
RH-031-10	100	RH-201-02	115	RH-271-00	124	RH-610-08	138
RH-033-01	100	RH-201-03	115	RH-271-01	124	RH-613-16	138
RH-033-02	100	RH-201-04	115	RH-271-02	124	RH-615-16	138
RH-033-03	100	RH-201-05	115	RH-271-03	124	RH-620-02	139
RH-035-13	101	RH-203-01	115	RH-271-04	124	RH-620-04	139
RH-037-13	101	RH-203-02	115	RH-271-05	124	RH-620-07	139
RH-041-13	101	RH-203-03	115	RH-271-15	125	RH-620-09	139
RH-051-10	102	RH-203-04	115	RH-281-19	125	RH-620-12	139
RH-053-01	102	RH-205-01	115	RH-283-19	125	RH-620-14	139
RH-053-02	102	RH-205-02	115	RH-291-21	125	RH-621-02	139
RH-053-03	102	RH-205-03	115	RH-293-21	125	RH-621-04	139
RH-053-04	102	RH-205-04	115	RH-301-01	126	RH-621-06	139
RH-061-10	103	RH-207-01	116	RH-301-02	126	RH-621-09	139
RH-063-01	103	RH-207-02	116	RH-303-01	126	RH-621-12	139
RH-063-02	103	RH-207-03	116	RH-303-02	126	RH-626-02	140
RH-063-03	103	RH-231-01	116	RH-305-03	127	RH-626-04	140
RH-063-04	103	RH-231-02	116	RH-305-04	127	RH-626-07	140
RH-065-10	104	RH-233-01	116	RH-305-05	127	RH-626-09	140
RH-067-01	104	RH-233-02	116	RH-305-06	127	RH-626-12	140
RH-067-02	104	RH-233-03	116	RH-307-20	127	RH-627-06	140
RH-067-03	104	RH-233-04	116	RH-309-01	127	RH-630-07	141
RH-067-04	104	RH-234-00	117	RH-309-02	127	RH-630-14	140
RH-073-45	105	RH-235-01	117	RH-350-15	128	RH-630-16	140
RH-073-75	105	RH-235-02	117	RH-351-15	128	RH-630-18	140
RH-091-26	106	RH-235-03	117	RH-355-15	128	RH-632-04	141
RH-093-26	106	RH-237-35	118	RH-361-16	128	RH-632-06	141
RH-095-24	106	RH-237-45	118	RH-365-15	129	RH-632-14	141
RH-097-12	106	RH-239-35	118	RH-367-15	129	RH-632-16	141
RH-261-11	106	RH-239-45	118	RH-369-15	129	RH-636-10	141
RH-261-13	106	RH-241-01	119	RH-371-01	129	RH-636-12	141
RH-261-14	106	RH-241-02	119	RH-371-02	129	RH-638-11	141
RH-101-15	107	RH-241-03	119	RH-373-01	130	RH-638-13	141
RH-103-18	107	RH-241-04	119	RH-373-02	130	RH-638-14	141
RH-105-21	107	RH-245-12	119	RH-380-01	130	RH-640-03	142
RH-107-16	108	RH-251-25	120	RH-380-02	130	RH-640-04	142
RH-109-16	108	RH-251-35	120	RH-380-03	130	RH-642-03	142
RH-111-18	108	RH-251-42	120	RH-381-03	130	RH-642-04	142

Numerical Index

Cat. No.	Page	Cat. No.	Page	Cat. No.	Page	Cat. No.	Page
RH-642-07	142	RH-724-03	153	RH-853-04	166	TL-191-14	181
RH-642-09	142	RH-726-21	154	RH-853-05	166	TL-201-13	181
RH-642-12	142	RH-729-01	154	RH-853-06	166	TL-201-15	181
RH-643-01	142	RH-729-02	154	RH-855-01	167	TL-201-17	181
RH-643-02	142	RH-730-21	154	RH-855-02	167	TL-213-01	181
RH-643-03	142	RH-732-01	155	RH-855-03	167	TL-213-02	181
RH-645-01	143	RH-732-02	155	RH-855-04	167	TL-213-03	181
RH-645-02	143	RH-734-01	155	RH-855-05	167	TL-215-01	182
RH-645-03	143	RH-734-02	155	RH-857-01	167	TL-215-02	182
RH-647-01	143	RH-735-18	155	RH-857-02	167	TL-215-03	182
RH-647-02	143	RH-738-19	156	RH-857-03	167	TL-251-01	182
RH-647-03	143	RH-739-19	156	RH-857-04	167	TL-301-01	182
RH-648-04	144	RH-742-01	156	RH-861-01	168	TL-302-20	183
RH-648-05	144	RH-742-02	156	RH-861-02	168	TL-302-30	183
RH-648-06	144	RH-742-03	156	RH-861-03	168	TL-302-40	183
RH-648-07	144	RH-742-04	156	RH-861-11	168	TL-303-20	183
RH-649-01	143	RH-742-05	156	RH-861-12	168	TL-310-01	184
RH-649-02	143	RH-742-06	156	RH-861-13	168	TL-314-01	184
RH-650-10	144	RH-742-07	156	RH-863-01	169	TL-318-01	184
RH-650-12	144	RH-742-08	156	RH-863-02	169	TL-321-01	184
RH-650-14	144	RH-742-09	156	RH-863-03	169	TL-323-01	184
RH-650-16	144	RH-742-10	156	RH-863-11	169	TL-326-02	185
RH-654-07	145	RH-744-21	157	RH-863-12	169	TL-326-03	185
RH-655-07	145	RH-746-01	157	RH-863-13	169	TL-328-02	185
RH-657-07	145	RH-746-02	157	RH-881-20	170	TL-328-03	185
RH-660-02	145	RH-746-03	157	RH-881-25	170	TL-334-01	185
RH-660-04	145	RH-746-04	157	RH-881-30	170	TL-338-01	185
RH-660-06	145	RH-746-05	157	RH-881-40	170	TL-338-02	185
RH-660-07	145	RH-761-22	158	RH-891-25	170	TL-342-01	185
RH-660-09	145	RH-763-17	158	RH-891-30	170	TL-347-01	186
RH-660-12	145	RH-765-16	158	RH-891-40	170	TL-347-02	186
RH-664-01	146	RH-767-20	158	TL-011-21	172	TL-347-03	186
RH-664-02	146	RH-771-01	159	TL-015-19	172	TL-347-04	186
RH-664-03	146	RH-771-02	159	TL-021-25	172	TL-349-01	186
RH-664-04	146	RH-771-03	159	TL-027-24	172	TL-353-01	186
RH-664-05	146	RH-775-00	159	TL-031-22	173	TL-353-02	186
RH-664-06	146	RH-781-01	159	TL-033-21	173	TL-357-01	186
RH-664-07	146	RH-781-02	159	TL-037-23	173	TL-359-01	186
RH-664-08	146	RH-781-03	159	TL-039-23	173	TL-361-01	187
RH-664-10	146	RH-781-04	159	TL-043-22	174	TL-361-02	187
RH-664-12	146	RH-785-19	160	TL-045-23	174	TL-361-03	187
RH-666-05	147	RH-789-16	161	TL-051-18	174	TL-361-04	187
RH-667-05	147	RH-791-15	161	TL-051-20	174	TL-361-05	187
RH-669-05	147	RH-793-14	161	TL-051-22	174	TL-361-06	187
RH-672-01	147	RH-801-20	161	TL-055-23	175	TL-363-01	187
RH-691-01	148	RH-804-01	162	TL-059-24	175	TL-363-02	187
RH-691-02	148	RH-804-02	162	TL-063-17	175	TL-363-03	187
RH-692-19	149	RH-804-03	162	TL-065-00	175	TL-363-04	187
RH-693-01	149	RH-807-23	162	TL-073-19	176	TL-363-05	187
RH-693-02	149	RH-811-15	162	TL-073-20	176	TL-363-06	187
RH-698-00	149	RH-814-11	163	TL-080-20	176	TL-365-01	187
RH-701-01	150	RH-816-12	163	TL-101-18	176	TL-365-02	187
RH-701-02	150	RH-817-14	163	TL-101-23	176	TL-365-03	187
RH-701-03	150	RH-820-11	163	TL-105-20	177	TL-365-04	187
RH-701-04	150	RH-822-11	164	TL-111-19	177	TL-365-05	187
RH-701-05	150	RH-839-21	164	TL-113-19	177	TL-365-06	187
RH-703-01	150	RH-841-01	164	TL-115-20	177	TL-367-01	188
RH-703-02	150	RH-841-02	164	TL-116-19	178	TL-367-02	188
RH-703-03	150	RH-841-03	164	TL-117-19	178	TL-367-03	188
RH-703-04	150	RH-841-04	164	TL-119-22	178	TL-367-04	188
RH-705-01	151	RH-841-05	164	TL-120-20	178	TL-367-05	188
RH-707-01	151	RH-841-06	164	TL-150-28	179	TL-367-06	188
RH-710-18	151	RH-849-55	165	TL-152-28	179	TL-367-07	188
RH-712-01	152	RH-849-90	165	TL-156-29	179	TL-367-08	188
RH-712-02	152	RH-851-01	166	TL-161-40	179	TL-367-09	188
RH-714-01	152	RH-851-02	166	TL-161-50	179	TL-367-10	188
RH-714-02	152	RH-851-03	166	TL-163-00	179	TL-369-01	188
RH-720-01	153	RH-851-04	166	TL-173-00	180	TL-369-02	188
RH-720-02	153	RH-851-05	166	TL-181-00	180	TL-369-03	188
RH-722-01	153	RH-851-06	166	TL-181-01	180	TL-369-04	188
RH-722-02	153	RH-853-01	166	TL-183-01	180	TL-369-05	189
RH-724-01	153	RH-853-02	166	TL-183-02	180	TL-369-06	189
RH-724-02	153	RH-853-03	166	TL-183-03	180	TL-369-07	189

Numerical Index

Cat. No.	Page	Cat. No.	Page	Cat. No.	Page	Cat. No.	Page
TL-369-08	189	TL-406-22	194				
TL-369-09	189	TL-406-24	194				
TL-369-10	189	TL-406-26	194				
TL-369-11	189	TL-406-28	194				
TL-369-12	189	TL-406-30	194				
TL-369-13	189	TL-413-12	195				
TL-371-01	188	TL-413-14	195				
TL-371-02	188	TL-413-16	195				
TL-371-03	188	TL-413-18	195				
TL-371-04	188	TL-420-10	195				
TL-371-05	189	TM-101-75	198				
TL-371-06	189	TM-101-90	198				
TL-371-07	189	TM-151-14	198				
TL-371-08	189	TM-155-14	199				
TL-371-09	189	TM-161-07	199				
TL-371-11	189	TM-165-01	199				
TL-371-12	189	TM-165-02	199				
TL-371-13	189	TM-171-16	200				
TL-373-01	188	TM-173-16	200				
TL-373-03	188	TM-181-21	200				
TL-373-04	188	TM-183-13	200				
TL-373-05	189	TM-185-11	200				
TL-373-06	189	TM-189-17	201				
TL-373-07	189	TM-191-17	201				
TL-373-08	189	TM-201-15	201				
TL-373-13	189	TM-203-15	201				
TL-381-30	190	TM-250-15	202				
TL-381-40	190	TM-252-15	202				
TL-381-50	190	TM-252-20	202				
TL-381-60	190	TM-301-04	202				
TL-383-30	190	TM-301-05	202				
TL-383-40	190	TM-301-06	202				
TL-383-50	190	TM-301-07	202				
TL-383-60	190	TM-301-08	202				
TL-385-30	191	TM-301-09	202				
TL-385-40	191	TM-301-10	202				
TL-385-50	191	TM-301-11	202				
TL-385-60	191	TM-301-12	202				
TL-387-30	191	TM-301-13	202				
TL-387-40	191	TM-321-04	203				
TL-387-50	191	TM-321-05	203				
TL-387-60	191	TM-321-06	203				
TL-389-30	192	TM-321-07	203				
TL-389-40	192	TM-321-08	203				
TL-389-50	192	TM-321-09	203				
TL-389-60	192	TM-321-10	203				
TL-391-30	192	TM-321-11	203				
TL-391-40	192	TM-321-12	203				
TL-391-50	192	TM-321-13	203				
TL-391-60	192	TM-351-08	203				
TL-393-30	193	TM-351-09	203				
TL-393-40	193	TM-351-10	203				
TL-393-50	193	TM-351-11	203				
TL-393-60	193	TM-351-12	203				
TL-402-08	194	TM-351-13	203				
TL-402-10	194						
TL-402-12	194						
TL-402-14	194						
TL-402-16	194						
TL-402-18	194						
TL-402-20	194						
TL-402-22	194						
TL-402-24	194						
TL-402-26	194						
TL-402-28	194						
TL-402-30	194						
TL-406-08	194						
TL-406-10	194						
TL-406-12	194						
TL-406-14	194						
TL-406-16	194						
TL-406-18	194						
TL-406-20	194						

SCAN FOR MORE CATALOGUES

COPYRIGHT NOTICE

The copyright, trademarks, domain names and other intellectual property rights in all materials and information in this presentation belongs to Surtex Instruments Ltd. All rights are reserved. Technical alterations are possible. This presentation may be used for no other purpose then offering, buying and selling of Surtex Instruments products. No part may be reproduced or copied in any form. In the event of misuse we retain the right to recall our catalogues and take appropriate legal action.

DISCLAIMER

This documents provides general information about Surtex Instruments Ltd, its products and services, and summarises general capabilities and offerings, which we deem to be relevant to our customers. Whilst Surtex Instruments has taken appropriate steps to ensure the accuracy of the information contained in the document Surtex Instruments gives no warranty regarding the accuracy or completeness of such information.

The presentation was prepared to provide information and does not constitute a contract. Surtex reserves the right, without prior notice, to change, delete, supplement, or otherwise amend at any time the information, images and offerings contained in the presentation or other documents. Surtex shall not be liable for any loss or damage of whatever nature (whether direct, indirect, consequential or other) may arise as a result of any third party relying on the information contained in this document.

For further detailed information, prices, terms and conditions, customer should contact Surtex Instruments at sales@surtex-instruments.co.uk.

© 2026 **SURTEX INSTRUMENTS.** ALL RIGHTS RESERVED. PRINTED IN UNITED KINGDOM. EC-01 Rev 1.3

SURTEX INSTRUMENTS
Crafted to Excellence

Unit 202 Kingspark Business Centre
152-178 Kingston Road, New Malden
Surrey KT3 3ST United Kingdom
Phone: +44 (0) 208 123 3513

E-mail: sales@surtex-instruments.co.uk
Website: www.surtex-instruments.com

A member of the ABHI
ABHI Health Tech For Life